



US00D344076S

United States Patent [19]

[11] Patent Number: **Des. 344,076**

Zahabi

[45] Date of Patent: **** Feb. 8, 1994**

[54] **COMBINED COMPUTER WORK STATION AND PRINTER STAND**

[76] Inventor: **Moe A. Zahabi**, P.O. Box 18260, Irvine, Calif. 92715

[**] Term: **14 Years**

[21] Appl. No.: **694,864**

[22] Filed: **May 2, 1991**

[52] U.S. Cl. **D14/114**

[58] Field of Search 248/174, 176, 676, 917-924, 248/678, 442.2, 452; 211/90, 153; D6/429-431, 406, 436, 509, 511, 420, 474, 484; D14/114; D18/54.5

[56] **References Cited**

U.S. PATENT DOCUMENTS

- D. 325,826 5/1992 Brunner et al. D6/396
- 2,900,667 8/1959 Longenecker 248/174 X
- 3,046,970 7/1962 Seaman 21/134 X

- 3,939,987 2/1976 Bustos et al. 211/134
- 4,073,460 2/1978 Dale 248/174 X
- 4,717,112 1/1988 Pirkle 248/918 X
- 4,884,773 12/1989 Becker 248/918 X
- 5,080,316 1/1992 MacEwan 248/174 X

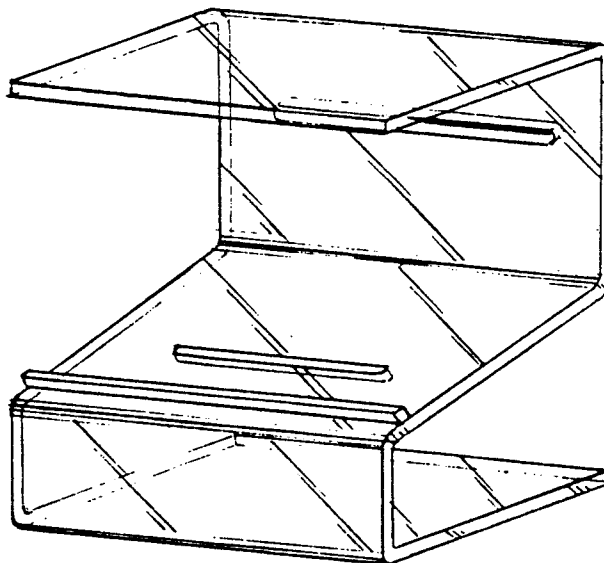
Primary Examiner—Wallace R. Burke
Assistant Examiner—M. H. Tung
Attorney, Agent, or Firm—Lyon & Lyon

[57] **CLAIM**

The ornamental design for a combined computer work station and printer stand, as shown and described.

DESCRIPTION

FIG. 1 is a left side elevational view of a combined work station and printer stand showing my new design; FIG. 2 is a front perspective view thereof; FIG. 3 is a top plan view thereof; FIG. 4 is a right side elevational view thereof; FIG. 5 is a bottom plan view thereof; and, FIG. 6 is a rear elevational view thereof.



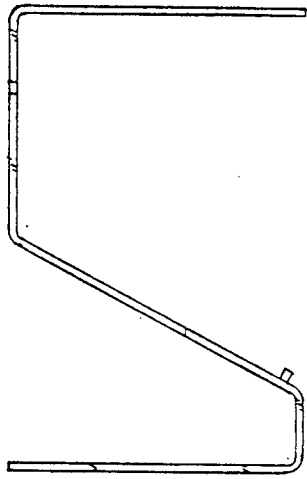


FIG. 1.

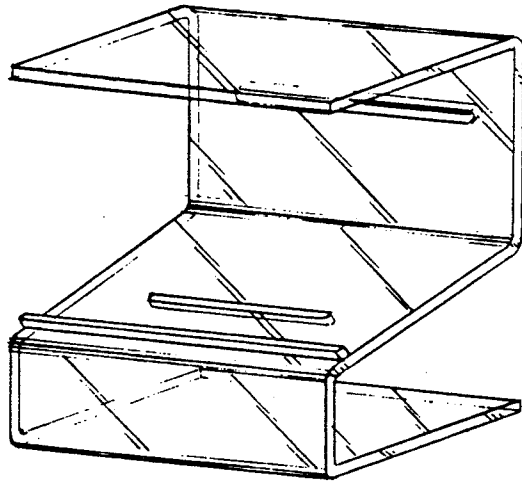


FIG. 2.

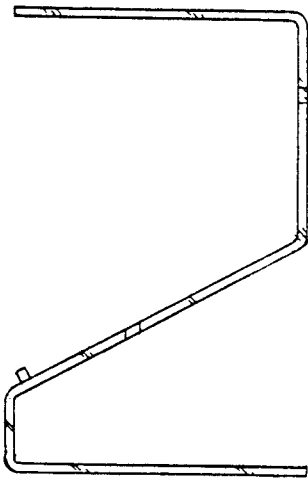


FIG. 3.

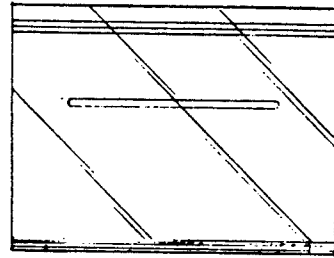


FIG. 4.

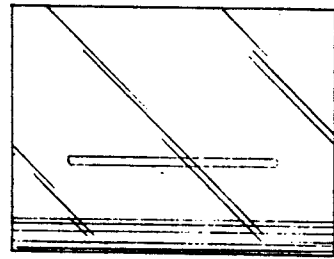


FIG. 5.

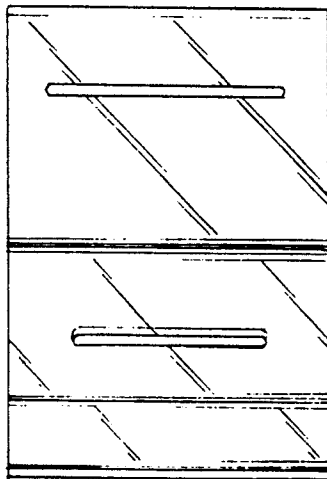


FIG. 6.