



US00D770873S

(12) **United States Design Patent**  
**Tanguy et al.**

(10) **Patent No.:** **US D770,873 S**

(45) **Date of Patent:** **\*\* Nov. 8, 2016**

(54) **CORKSCREW**

(71) Applicant: **MASTRAD, S.A.**, Paris (FR)

(72) Inventors: **Anne Tanguy**, Paris (FR); **Mathieu Lion**, Paris (FR)

(73) Assignee: **MASTRAD, S.A.**, Paris (FR)

(\*\*) Term: **14 Years**

(21) Appl. No.: **29/516,652**

(22) Filed: **Feb. 4, 2015**

(30) **Foreign Application Priority Data**

Sep. 5, 2014 (EM) ..... 002532028-0001

(51) **LOC (10) Cl.** ..... **07-06**

(52) **U.S. Cl.**

USPC ..... **D8/42**

(58) **Field of Classification Search**

USPC ..... D8/16, 18, 33-43, 98, 104

CPC ..... B67B 7/00; B67B 7/14; B67B 7/16;

B67B 7/24; B67B 7/30; B67B 7/32; B67B

7/34; B67B 7/36; B67B 7/38

See application file for complete search history.

(56) **References Cited**

**U.S. PATENT DOCUMENTS**

6,357,322 B1 \* 3/2002 Dolan ..... B67B 7/0447  
81/3.29

D463,235 S \* 9/2002 Mauffette ..... D8/40

D463,236 S \* 9/2002 Mauffette ..... D8/42

D464,546 S \* 10/2002 Mauffette ..... D8/40

D466,772 S \* 12/2002 Mauffette ..... D8/42

D477,757 S \* 7/2003 Yu ..... D8/42

D488,038 S \* 4/2004 Sach ..... D8/40

D511,664 S \* 11/2005 Lee ..... D8/42

D520,314 S \* 5/2006 Sun ..... D8/42

D521,333 S \* 5/2006 Yu ..... D8/39

D546,653 S \* 7/2007 Cheung ..... D8/42

7,481,134 B2 \* 1/2009 Goldstein ..... B67B 7/0447

7/155

D604,575 S \* 11/2009 Yu ..... D8/42

7,966,910 B1 \* 6/2011 Cece ..... B67B 7/16

81/3.09

D660,114 S \* 5/2012 Mauffette ..... D8/42

D660,670 S \* 5/2012 Kehoe ..... D8/42

D678,018 S \* 3/2013 Morgan ..... D8/42

D754,502 S \* 4/2016 Cozzolino ..... D8/42

\* cited by examiner

*Primary Examiner* — Elizabeth Albert

(74) *Attorney, Agent, or Firm* — Karish & Bjorgum, PC

(57) **CLAIM**

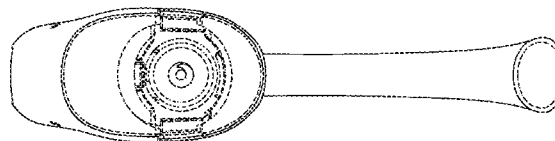
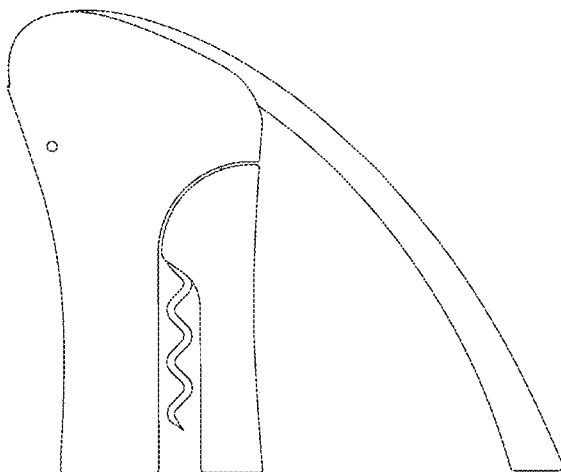
The ornamental design for a corkscrew, as shown and described.

**DESCRIPTION**

FIG. 1 is a right side view of the corkscrew;  
FIG. 2 is a front view of the corkscrew, the back view being a mirror image of the front view;  
FIG. 3 is a left side view of the corkscrew;  
FIG. 4 is a top view of the corkscrew; and,  
FIG. 5 is a bottom view of the corkscrew.

The broken lines in the drawings are included to show portions of the corkscrew that form no part of the claimed design.

**1 Claim, 5 Drawing Sheets**



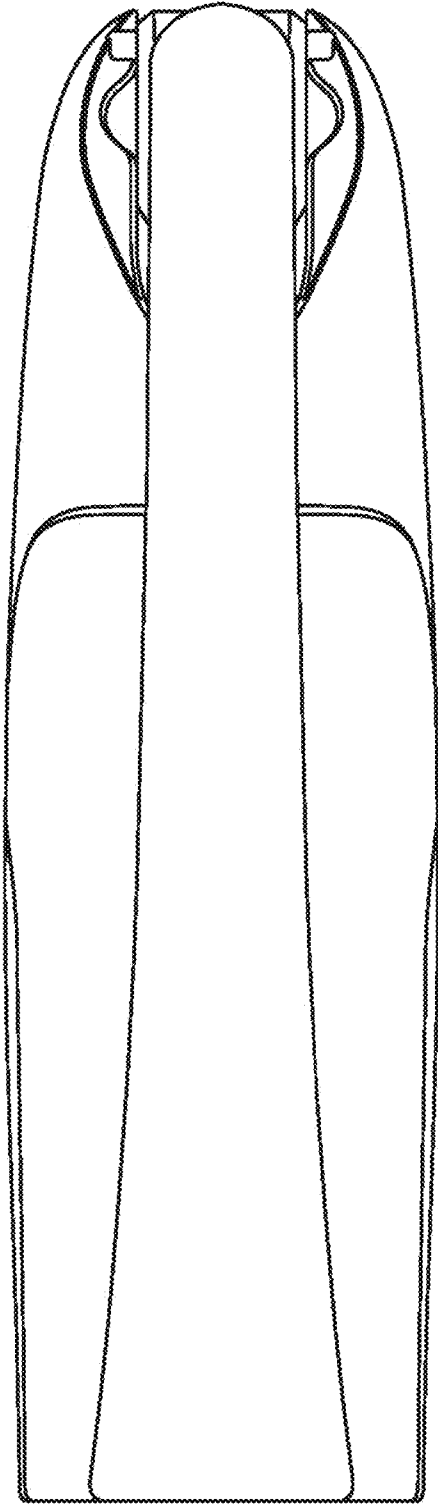


FIG. 1

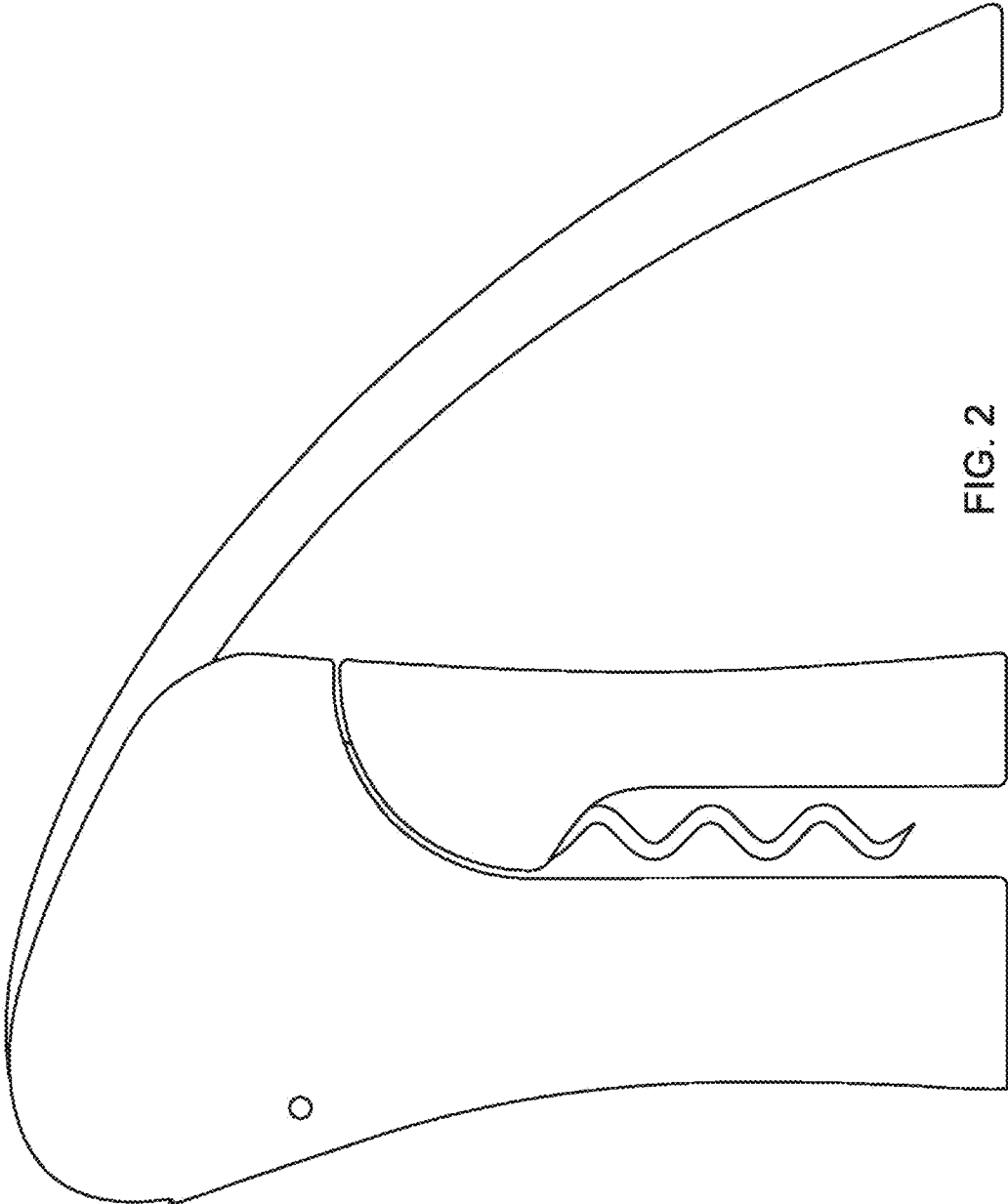


FIG. 2




FIG. 3

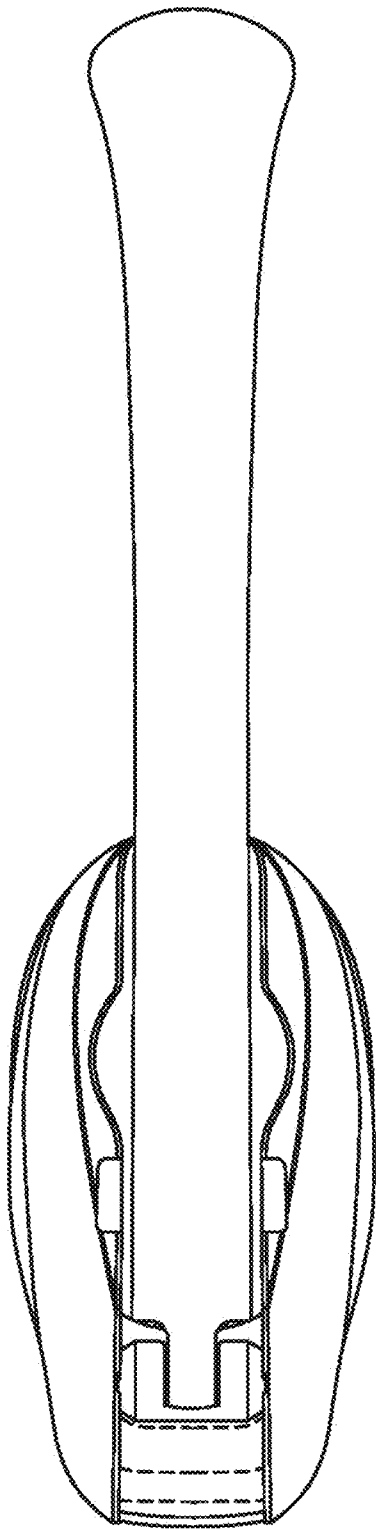


FIG. 4

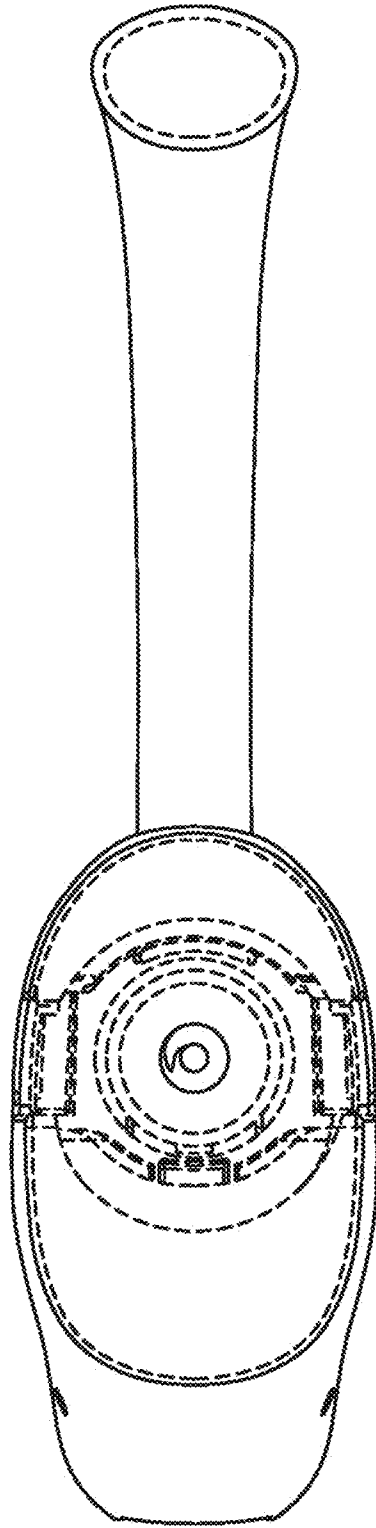


FIG. 5