



US00D397481S

United States Patent [19]
Schäfer

[11] **Patent Number:** **Des. 397,481**
[45] **Date of Patent:** ****Aug. 25, 1998**

[54] **LIGHT FIXTURE**

[75] **Inventor:** **Katharina Schäfer**, Lemgo, Germany

[73] **Assignee:** **Staff GmbH & Co KG**, Lemgo,
Germany

[**] **Term:** **14 Years**

[21] **Appl. No.:** **61,013**

[22] **Filed:** **Oct. 15, 1996**

[30] **Foreign Application Priority Data**

Apr. 19, 1996 [DE] Germany 96 03 483.1

[51] **LOC (6) CL** **26-05**

[52] **U.S. Cl.** **D26/85; D26/76**

[58] **Field of Search** D26/72, 75, 76,
D26/77, 78, 80-92; 362/147, 222, 223,
404-408, 432

[56] **References Cited**

PUBLICATIONS

Day-Brite Fixtures catalog #112, p. 19, indirect Fluorescent
fixture #806, 1941.

Habitat Inc. Indirect 6 Direct 6 lighting catalog, p. 2, indirect
6 lighting fixture, 1982.

Lighting Products Inc. florescent Lighting catalog, p. 2,
fluorescent lighting fixture, top, left, 1940.

LiteControl "Classica" fluorescent lighting brochure, p. 4,
suspended fluorescent lighting fixture, 1993.

Primary Examiner—Susan J. Lucas

Attorney, Agent, or Firm—Pollock, Vande Sande & Priddy

[57] **CLAIM**

The ornamental design for a light fixture, as shown and
described.

DESCRIPTION

FIG. 1 is a bottom, end perspective view of the light fixture
of my new design;

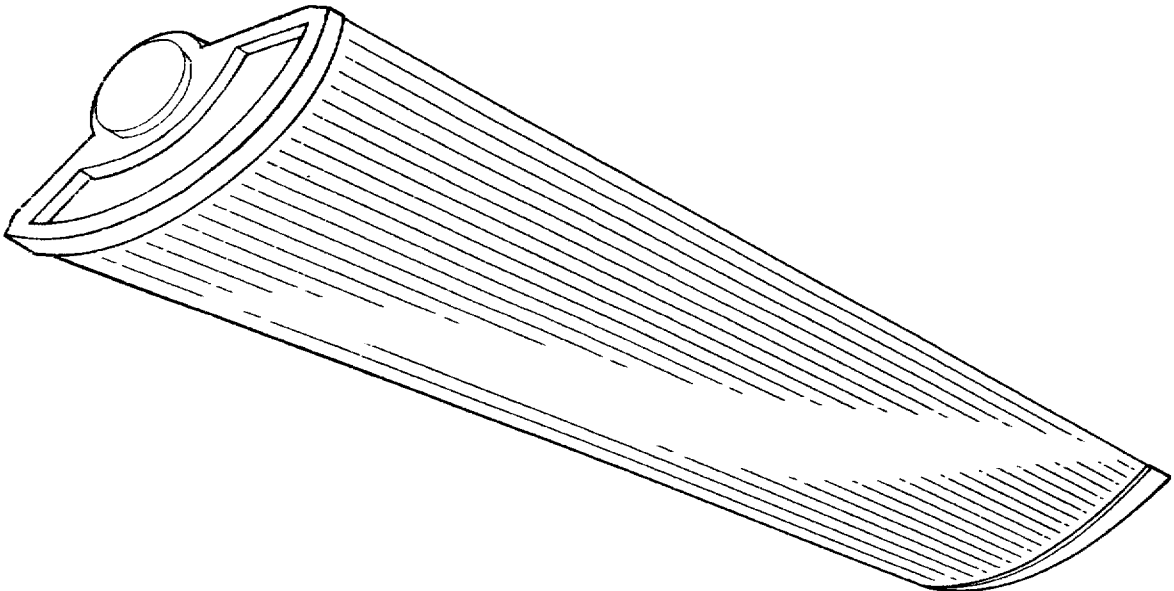
FIG. 2 is an end view thereof, the opposite end being a
mirror image;

FIG. 3 is a side view thereof, the opposite side being a mirror
image; and,

FIG. 4 is a top view thereof.

The fixture is broken away in FIGS. 3 and 4 for convenience
of illustration.

1 Claim, 4 Drawing Sheets



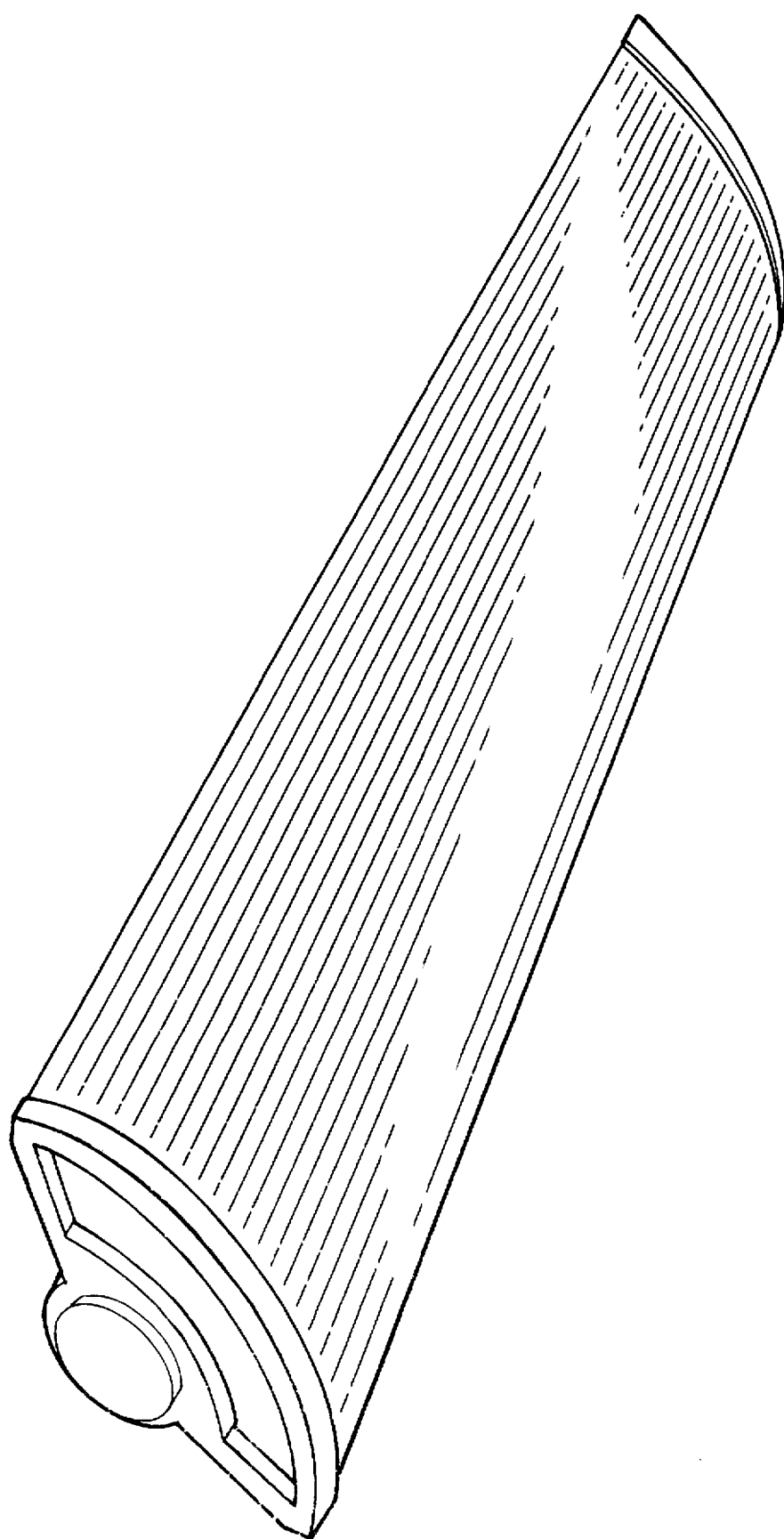


FIG. 1

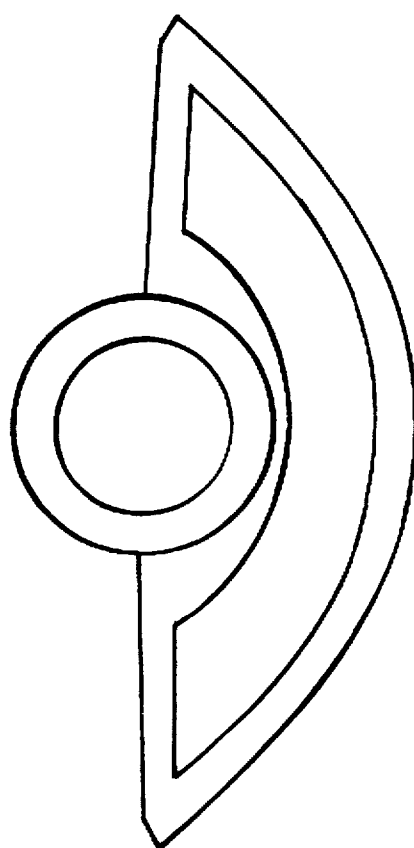


FIG. 2

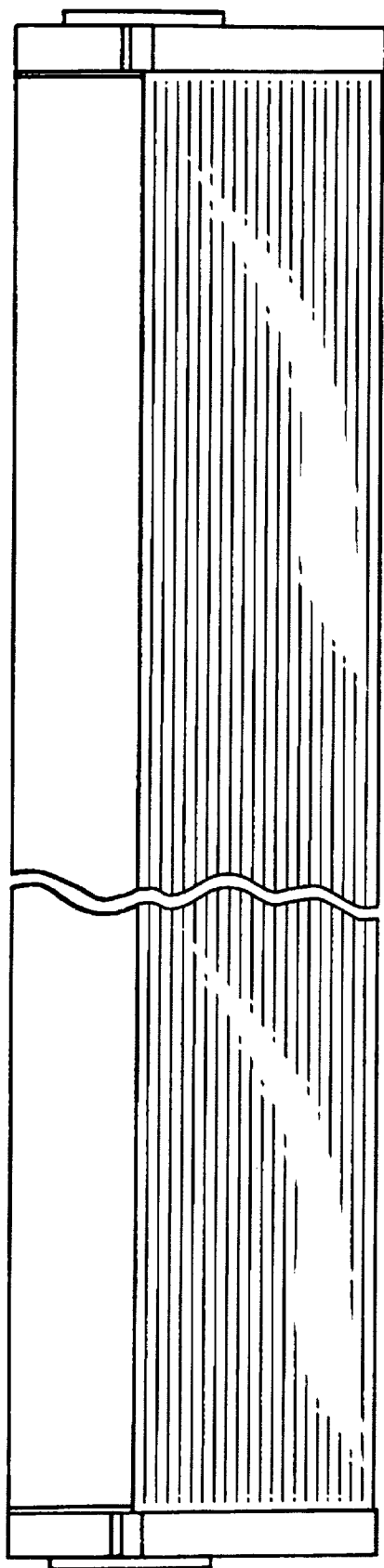


FIG. 3

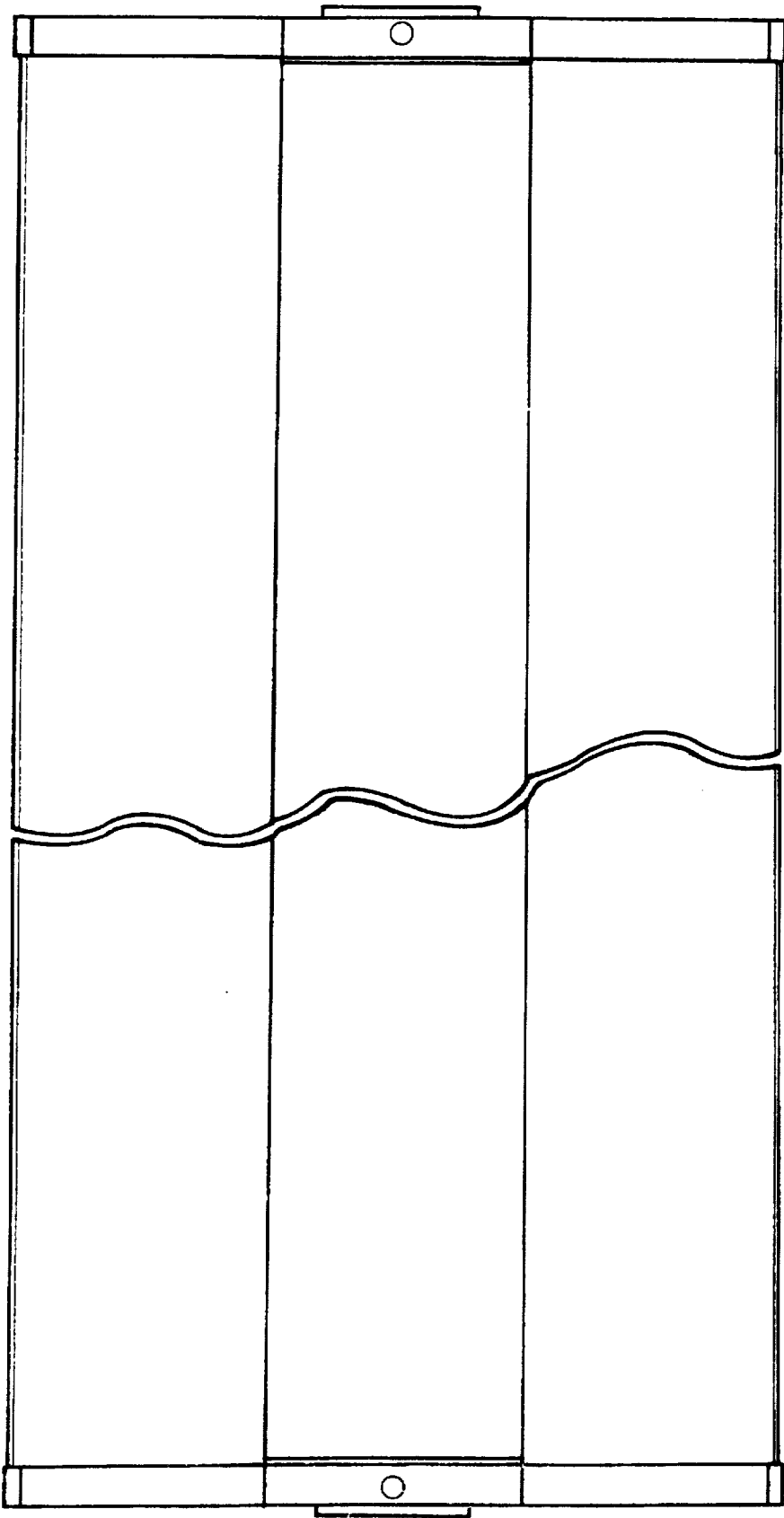


FIG. 4