



US00D866320S

(12) **United States Design Patent**  
**Bennett et al.**

(10) **Patent No.:** **US D866,320 S**

(45) **Date of Patent:** **\*\* Nov. 12, 2019**

(54) **BOX OF BOXES FOR DISPENSING MEDICINE**

(71) Applicant: **Aimmune Therapeutics, Inc.**,  
Briabane, CA (US)

(72) Inventors: **Kristin Bennett**, Larkspur, CA (US);  
**Michael S. Holfinger**, Mountain View,  
CA (US); **Naomi Korn Gold**, Sharon,  
MA (US); **Christine Horan**,  
Northborough, MA (US); **Michel**  
**Arney**, Sudbury, MA (US)

(73) Assignee: **Aimmune Therapeutics, Inc.**,  
Brisbane, CA (US)

(\*\*) Term: **15 Years**

(21) Appl. No.: **29/658,124**

(22) Filed: **Jul. 27, 2018**

(51) **LOC (12) Cl.** ..... **09-03**

(52) **U.S. Cl.**

USPC ..... **D9/432; D9/756**

(58) **Field of Classification Search**

USPC ..... D9/414-423, 430-433, 454, 456, 457,  
D9/600, 667, 711, 713, 721-722, 756;  
D20/10, 22

CPC ... B65D 5/00; B65D 5/02; B65D 5/18; B65D  
5/20

See application file for complete search history.

(56) **References Cited**

**U.S. PATENT DOCUMENTS**

D134,387 S \* 11/1942 Lovejoy ..... D1/127  
D248,451 S \* 7/1978 Freed ..... D9/759

D251,112 S \* 2/1979 Andrews ..... D9/756  
D266,224 S \* 9/1982 Bronander, Jr. .... D9/721  
D333,931 S \* 3/1993 Wein ..... D6/675.1  
5,555,982 A \* 9/1996 Kuhn ..... B65D 5/323  
206/526  
D410,157 S \* 5/1999 Murray ..... D6/675  
D444,965 S \* 7/2001 Miller ..... D6/682.4  
D509,442 S \* 9/2005 Several ..... D9/756  
D590,244 S \* 4/2009 Demalsche ..... D9/414  
D673,864 S \* 1/2013 Read ..... D9/414  
D685,650 S \* 7/2013 Pipes ..... D27/189  
D756,561 S \* 5/2016 Ghiotti ..... D27/186  
D804,955 S \* 12/2017 Lu ..... D9/600  
D811,902 S \* 3/2018 Lesina ..... D9/760

\* cited by examiner

*Primary Examiner* — Vy N Koenig

(74) *Attorney, Agent, or Firm* — Morrison & Foerster  
LLP

(57) **CLAIM**

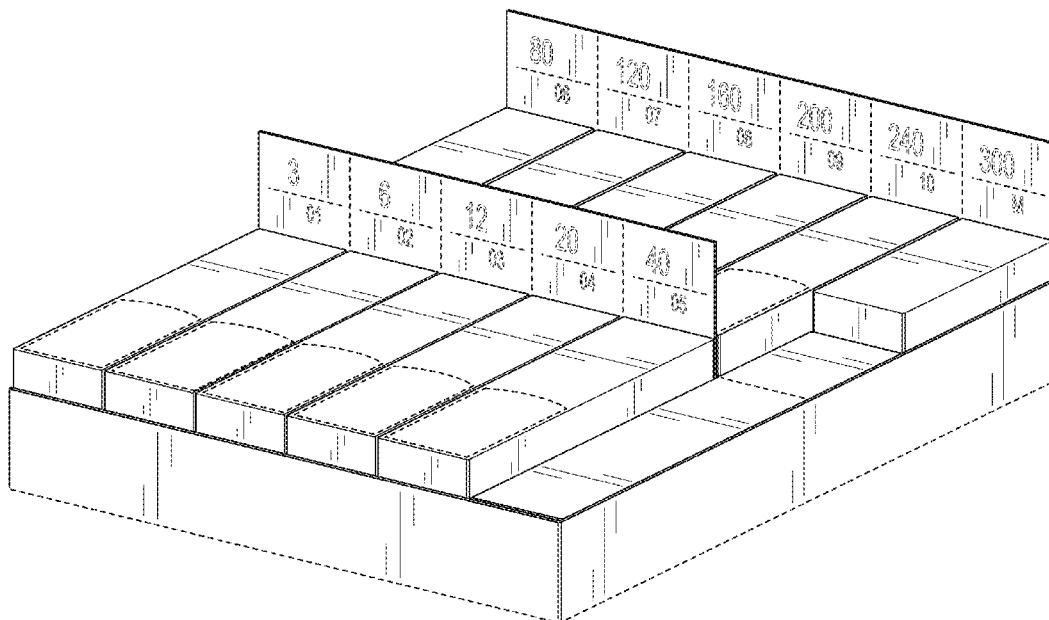
We claim the ornamental design for a box of boxes for dispensing medicine, as shown and described.

**DESCRIPTION**

FIG. 1 is a front perspective view of a box of boxes for dispensing medicine showing our new design; FIG. 2 is a front view thereof; FIG. 3 is a rear view thereof; FIG. 4 is a side view thereof; FIG. 5 is a side view of the opposite side of FIG. 4; and, FIG. 6 is a top view thereof.

The broken lines shown in the drawings illustrate portions of a box of boxes for dispensing medicine that form no part of the claimed design.

**1 Claim, 4 Drawing Sheets**



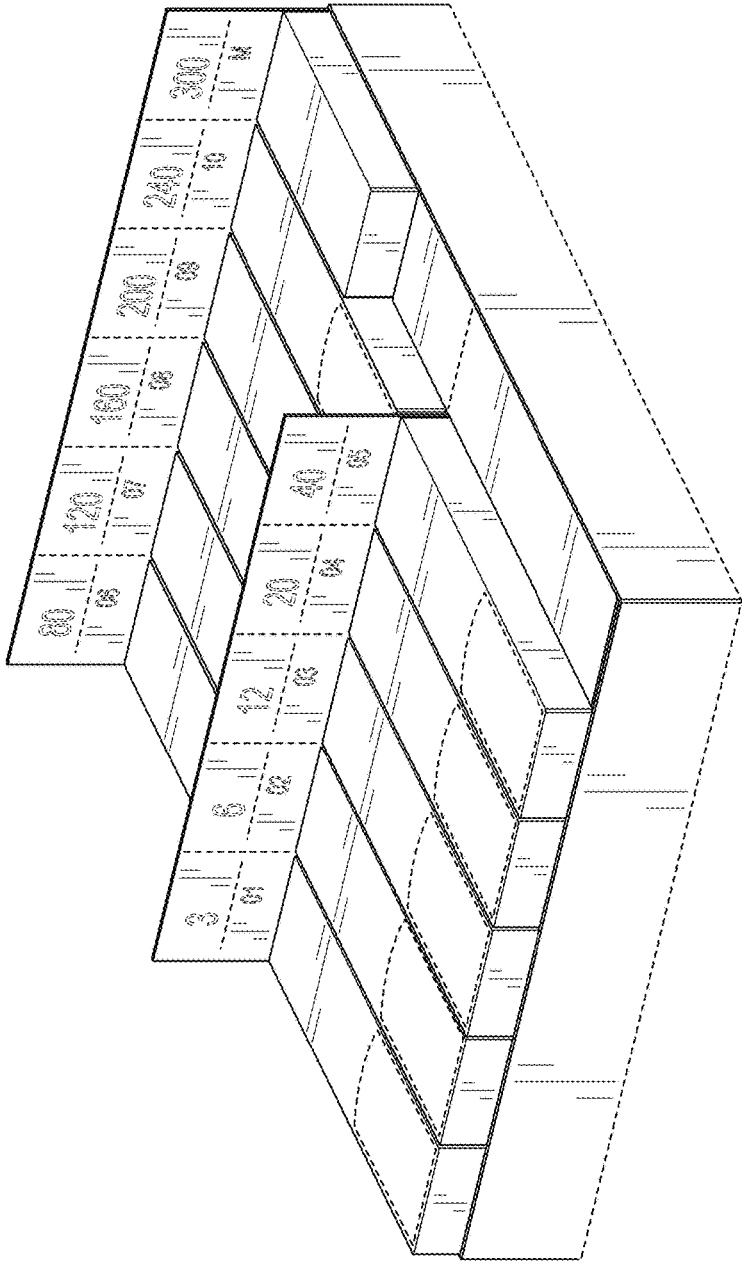


FIG. 1

3	6	12	20	40	300
01	02	03	04	05	M

FIG. 2


FIG. 3

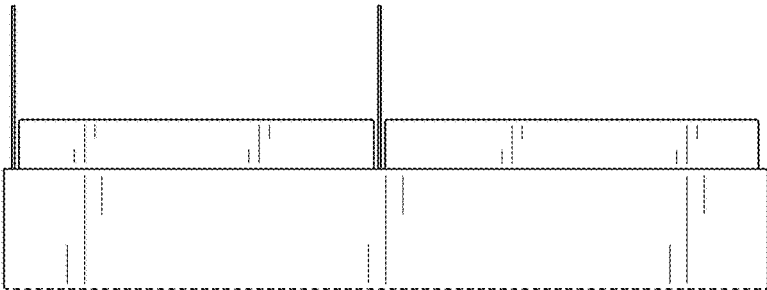


FIG. 4

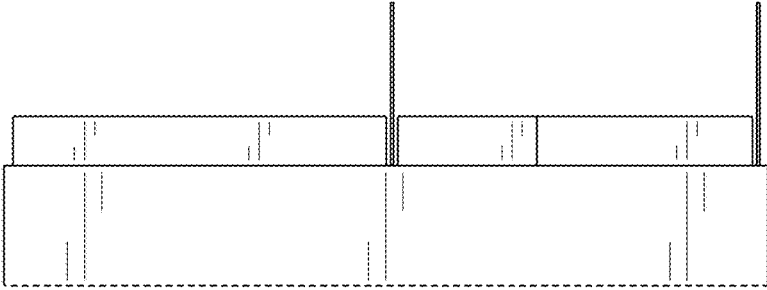


FIG. 5

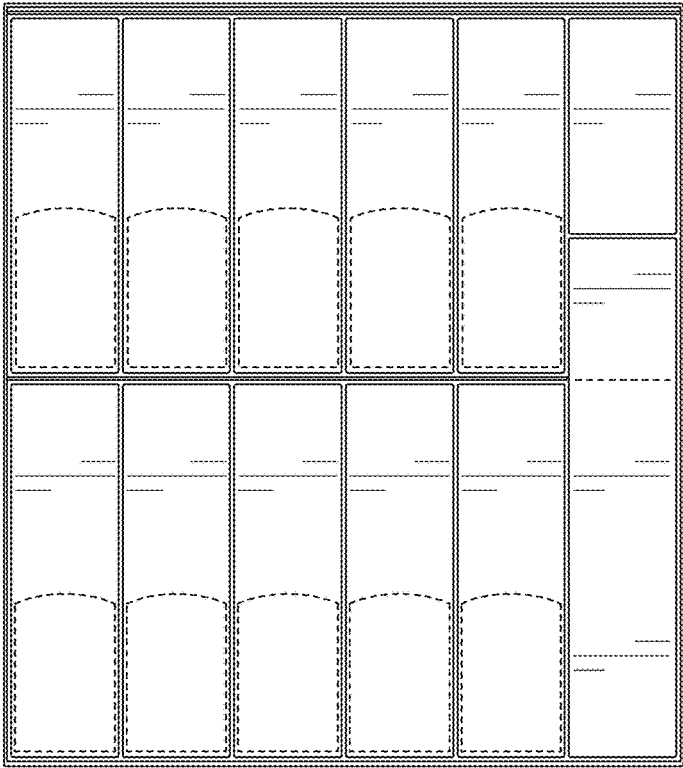


FIG. 6