I. M. JOSEPH.

SANITARY PAD OR BANDAGE.

APPLICATION FILED MAY 18, 1912.

1,169,490. Patented Jan. 25, 1916.

Fig. 1.

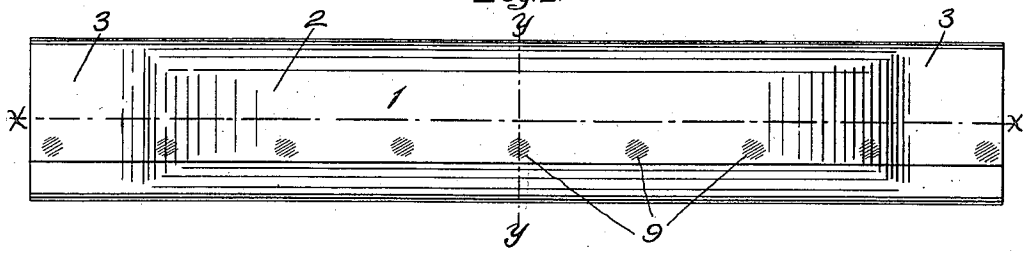

Fig. 2.

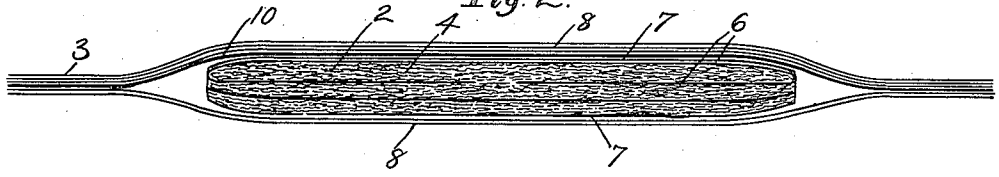

Fig. 3.

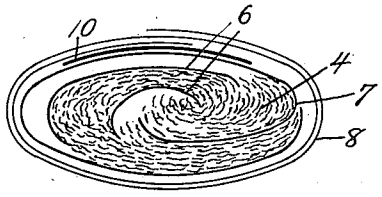

Fig. 4.

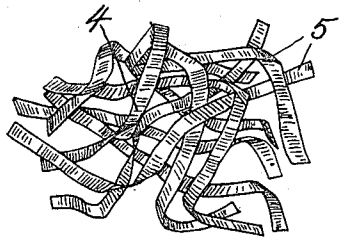

Fig. 5.

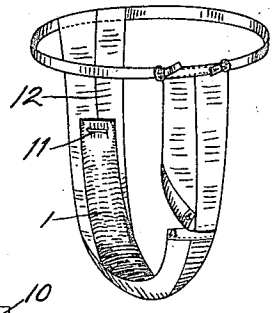

Fig. 6.

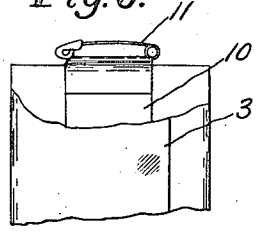

WITNESSES:

John D. McCarthy

Edmund H. Schwarz

INVENTOR

Ida M. Joseph

BY

Edwin W. Hammer.

ATTORNEY

UNITED STATES PATENT OFFICE.

IDA M. JOSEPH, OF CHICAGO, ILLINOIS, ASSIGNOR TO SOL. H. SHONINGER, OF CHICAGO, ILLINOIS.

SANITARY PAD OR BANDAGE.

1,169,490. Specification of Letters Patent. Patented Jan. 25, 1916.

Application filed May 18, 1912. Serial No. 698,331.

To all whom it may concern:

Be it known that I, IDA M. JOSEPH, a citizen of the United States of America, residing at Chicago, in the county of Cook and State of Illinois, have invented certain new and useful Improvements in Sanitary Pads or Bandages, of which the following is a specification.

My invention relates particularly to sanitary bandages which are employed to receive catamenial and other vaginal discharges and has for its object to provide a bandage made entirely of paper which is light in weight, absorbent, of durable construction and which when thrown into a water-closet will become extremely soft and yielding and will readily pass through the outlet pipe.

A further object of my invention is to provide a bandage which will withstand the strains to which it is subjected when supported wholly at its ends.

In the accompanying drawing Figure 1 is a plan view of the sanitary bandage embodying the invention, Fig. 2 is a longitudinal sectional view taken on the line *x x* of Fig. 1, Fig. 3 is a cross-section taken on the line *y y* of Fig. 1, Fig. 4 is a detail view showing a few of the paper strips of which the interior of the bandage is made up, Fig. 5 is a perspective view of the bandage attached to a supporter for the same, and Fig. 6 is a view of a portion of the bandage in which the ends have been extended to provide an additional means of support for the same.

Referring to the drawings, it will be seen that the bandage 1 consists of a thick central portion 2 forming the pad to receive the discharges and of the thin end portions or tabs 3 by which the bandage is supported. The filling 4 composed preferably of a number of strips or shreds 5 of crape or other thin paper of an absorbent character and preferably massed together haphazardly as shown in Fig. 4, is first wrapped in two sheets 6 and 7 of crape or other absorbent paper in the order given, as seen in Figs. 2 and 3. The pad thus formed constitutes the thick central portion 2 of the bandage. This is then wrapped in a larger sheet 8 of crape or other absorbent paper, forming an outer envelop which is longer than the pad portion 2 of the bandage and whose extending ends form tabs 3 which support the bandage. While I prefer to use a number of strips or shreds of paper for the filling I consider any loose filling of paper which produces the results described to be within my invention. The paper used in the filling and the outer envelop is first softened by putting it through a hot roller, which operation adds materially to the comfort of the wearer.

The first paper 6 is wrapped longitudinally around the filling 4 as seen in Fig. 2, the second paper 7 is wrapped transversely around both 4 and 6 as seen in Fig. 3, and the large paper 8 is then wrapped transversely around the whole as seen in Figs. 2 and 3, particularly in the latter. The outer wrapping 8 is held together preferably by a soluble paste or like adhesive under its outer edge at the points 9 as shown in Fig. 1, and also at both ends where the several layers are pasted together forming the flat tabs 3. The wrapping 8 thus forms an outer envelop by which all parts are held firmly together. It is the lower unpasted face of the bandage (Fig. 2) which is placed next to the parts to be covered.

I have found that crape paper, because of its absorbent qualities, its lightness and softness, is particularly well suited to the needs of my invention thus far described. Moreover such paper, when properly arranged, is compressible and disintegrable in water and will not clog the toilet and sewer pipes through which it passes.

While I prefer to use crape paper possessing these qualities I consider the use of any good absorbent paper in the manner and form hereinafter claimed to be within the scope of my invention.

Between the wrappings 7 and 8 and adjacent to the pasted face of the latter a reinforcing strip 10 of paper is added to the bandage which strip runs preferably the entire length of the bandage, as seen particularly in Fig. 2, where it is indicated by a heavier line than the wrappings 7 and 8. The strip 10 is made up of several layers of paper and I have found a thin smooth imported Japanese tissue paper of tough and rather poor absorbent qualities to be well suited to the purpose and I prefer to use it. The strip 10 is pasted at its ends to the layers of the wrapping 8 forming the tabs 3, or is fastened in any other suitable manner. The strip 10 strengthens the bandage generally so that it can safely withstand the

strain when supported solely at its ends, as by safety pins which pass through the tabs 3 and a band or other support or the undergarments of the wearer. The strip 10 adds considerable tensile strength to the tabs 3 and the latter therefore will be with difficulty torn by the pins passing through them.

In Fig. 6 is shown an end portion of the bandage in which the ends of the reinforcing strip 10 have been slightly modified to provide an additional means of support for the bandage. The strip 10 is lengthened and its ends doubled back to form a loop for holding the safety pins 11. The looped ends are made fast within the tabs 3. This provides a very substantial anchorage for the safety pins, and allows the pins to be attached to the support without necessitating their removal and reinsertion in the tabs when temporary removal of the bandage takes place. The construction of Fig. 6, nevertheless, permits the first form of attachment to be used and the pins can pass through the tab 3 at any point thereon, thus allowing of adjustment of the effective length of the bandage.

In Fig. 5 my bandage is shown attached to a supporter 12. In this case the main body of the bandage 1 is directly supported in addition to the ends. The latter are held to the supporter by safety pins 11 as before, but this is done chiefly to keep the bandage in place. When the supporter of Fig. 5 is used, I find it unnecessary to provide the bandage with the reinforcing strip 10 of Fig. 2. The bandage which I have described and claim as my invention is inexpensive, is disintegrable in water and can be easily destroyed. It is soft and strong and by virtue of the interior construction is light and cool. At the same time the soft filling has considerable body, will absorb and hold a discharge of good size without matting and is highly compressible when immersed in water. The surface layers of paper, on account of their absorptiveness and continuity or close formation of texture, act as a quick diffuser of the discharges over the surface of the bandage, whence they are quickly drawn in by the mass of relatively narrow paper strips due to its high absorbency and the capillarity afforded by the interspaces therein. This rapid diffusion and storage allows the surface to dry rapidly and prevents concentration and squeezing out of the discharges. The outer surface is therefore prevented from becoming soggy and uncomfortable to the wearer.

While I have described my preferred construction, I do not wish to limit myself to the exact method used, as modifications could be made which would not depart from the spirit of my invention, nor do I wish to limit the uses to which my bandage can be put.

What I claim as new and desire to secure by Letters Patent of the United States, is—

1. A sanitary pad or bandage comprising a filling made of relatively narrow strips of absorbent paper, one or more surface layers of absorbent paper and a reinforcing paper running substantially the entire length of the bandage for strengthening the same.

2. A sanitary pad or bandage comprising a filling composed of a mass of narrow absorbent paper strips, one or more relatively wide surface layers of absorbent paper and a layer or layers of reinforcing paper placed between said narrow strips and said surface layers and running substantially the entire length of the bandage.

3. A sanitary bandage comprising a pad portion consisting of a mass of relatively narrow strips of absorbent paper inclosed in an inner wrapping of absorbent paper of substantially the same length as the mass of strips and an outer wrapping of absorbent paper inclosing the strips and the inner wrapping and extending beyond the same at each end of the bandage.

4. A sanitary pad or bandage composed entirely of paper, comprising a filling of loose, fluffy absorbent paper, one or more surface layers of absorbent paper and a layer or layers of reinforcing paper extending substantially the entire length of the bandage.

5. A sanitary pad or bandage comprising one or more relatively wide receptive surface layers of absorbent paper adapted to rapidly diffuse fluid discharges thereon and a filling composed of a fluffy mass of relatively narrow absorbent paper strips adapted to receive said discharges from the receptive surface layers, the said pad or bandage being adapted to be readily compressed when immersed in water.

IDA M. JOSEPH.

Witnesses:
SIGMUND HELLER,
ELIZABETH HANNON.