



(51) International Patent Classification:
A61K 9/16 (2006.01)

(21) International Application Number:
PCT/IB2016/052943

(22) International Filing Date:
19 May 2016 (19.05.2016)

(25) Filing Language: English

(26) Publication Language: English

(30) Priority Data:
62/165,333 22 May 2015 (22.05.2015) US

(71) Applicant (for all designated States except US): **NOVARTIS AG** [CH/CH]; Lichtstrasse 35, 4056 Basel (CH).

(72) Inventors; and

(71) Applicants (for US only): **DAVID, Sarah Elizabeth** [GB/CH]; c/o Novartis Pharma AG, Postfach, 4002 Basel (CH). **KAMINSKI, Christian** [DE/CH]; c/o Novartis Pharma AG, Postfach, 4002 Basel (CH).

(74) Agent: **RUDGE, Sewkian**; c/o Novartis Pharma AG, Patent Department, 4002 Basel (CH).

(81) Designated States (unless otherwise indicated, for every kind of national protection available): AE, AG, AL, AM, AO, AT, AU, AZ, BA, BB, BG, BH, BN, BR, BW, BY, BZ, CA, CH, CL, CN, CO, CR, CU, CZ, DE, DK, DM,

DO, DZ, EC, EE, EG, ES, FI, GB, GD, GE, GH, GM, GT, HN, HR, HU, ID, IL, IN, IR, IS, JP, KE, KG, KN, KP, KR, KZ, LA, LC, LK, LR, LS, LU, LY, MA, MD, ME, MG, MK, MN, MW, MX, MY, MZ, NA, NG, NI, NO, NZ, OM, PA, PE, PG, PH, PL, PT, QA, RO, RS, RU, RW, SA, SC, SD, SE, SG, SK, SL, SM, ST, SV, SY, TH, TJ, TM, TN, TR, TT, TZ, UA, UG, US, UZ, VC, VN, ZA, ZM, ZW.

(84) Designated States (unless otherwise indicated, for every kind of regional protection available): ARIPO (BW, GH, GM, KE, LR, LS, MW, MZ, NA, RW, SD, SL, ST, SZ, TZ, UG, ZM, ZW), Eurasian (AM, AZ, BY, KG, KZ, RU, TJ, TM), European (AL, AT, BE, BG, CH, CY, CZ, DE, DK, EE, ES, FI, FR, GB, GR, HR, HU, IE, IS, IT, LT, LU, LV, MC, MK, MT, NL, NO, PL, PT, RO, RS, SE, SI, SK, SM, TR), OAPI (BF, BJ, CF, CG, CI, CM, GA, GN, GQ, GW, KM, ML, MR, NE, SN, TD, TG).

Declarations under Rule 4.17:

- as to applicant's entitlement to apply for and be granted a patent (Rule 4.17(ii))
- as to the applicant's entitlement to claim the priority of the earlier application (Rule 4.17(iii))

Published:

- with international search report (Art. 21(3))

(54) Title: PHARMACEUTICAL COMPOSITIONS

(57) Abstract: The present invention relates to pharmaceutical compositions comprising the drug substance (*R,E*)-*N*-(7-chloro-1-(1-(4-(dimethylamino)but-2-enoyl)azepan-3-yl)-1*H*-benzo[d]imidazol-2-yl)-2-methylisonicotinamide, and processes to prepare said pharmaceutical compositions.



PHARMACEUTICAL COMPOSITIONS

Description

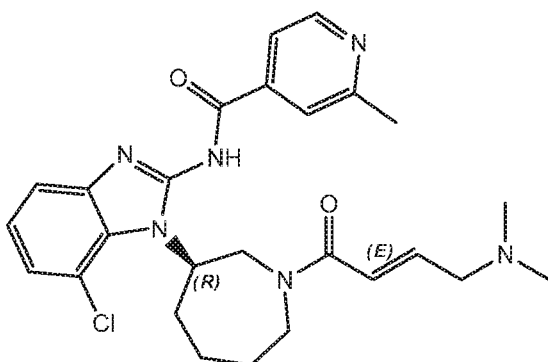
5 FIELD OF THE INVENTION

The present invention relates to pharmaceutical compositions comprising the drug substance
 (R,E)-N-(7-chloro-1-(1-(4-(dimethylamino)but-2-enoyl)azepan-3-yl)-1H-benzo[d]imidazol-2-
 yl)-2-methylisonicotinamide, and processes to prepare said pharmaceutical compositions.

10

BACKGROUND OF THE INVENTION

The drug substance (R,E)-N-(7-chloro-1-(1-(4-(dimethylamino)but-2-enoyl)azepan-3-yl)-1H-
 15 benzo[d]imidazol-2-yl)-2-methylisonicotinamide, also referred to as EGF816, and herein also
 referred to as compound of formula (1),



(1),

was found to act as epidermal growth factor receptor (EGFR) antagonist and useful for the
 treatment of non-small cell lung cancer (NSCLC). References: "EGF816, a novel covalent
 20 inhibitor of mutant-selective epidermal growth factor receptor, overcomes T790M-mediated
 resistance in NSCLC," American Association for Cancer Research Annual Meeting, Jie Li, et
 al., Vol 105th, Issue April 07, 2014; and "In vitro characterization of EGF816, a third-
 generation mutant-selective EGFR inhibitor," American Association for Cancer Research
 Annual Meeting, Yong Jia, et al., Vol 105th, Issue April 07, 2014. The content of said two
 25 references is incorporated herein by reference.

The chemical synthesis to prepare said drug substance was described in WO2013/184757, the content of which is incorporated herein by reference. Further, various crystalline forms of said drug substance were described in PCT/CN2013/088295, the content of which is
5 incorporated herein by reference.

SUMMARY OF THE INVENTION

10 Because every drug substance (DS), also referred to as active pharmaceutical ingredient (API), has its own physical, chemical and pharmacological characteristics a pharmaceutical composition has to be individually designed for every new API.

The design of a pharmaceutical composition for drug substance compound of formula (1) is
15 especially difficult for (inter alia) the following reasons:

The compound contains amine groups which are prone to undergo undesired chemical reactions by attacking as electrophiles nucleophilic centers of other components of the composition, e.g. carbonyl units of aldehydes or esters. Some pharmaceutical excipients
20 may therefore turn out to be incompatible with the compound. The compound contains further a double bond which is also prone to be subject of undesired chemical reactions.

Especially in its mesylate trihydrate form, the compound in solid form is very cohesive and shows poor flowability which makes pharmaceutical processing difficult. The compound was
25 observed to show a strong tendency to adhere to metal surfaces of pharmaceutical processing equipment, e.g. tableting dies and punches, causing stickiness issues. Further, as trihydrate, the compound may undergo undesired crystalline form conversions when the pharmaceutical processing involves steps such as wetting and drying.

30 In trials to design a pharmaceutical composition for the compound of formula (1), it was found that many pharmaceutical excipients negatively influence the dissolution rate of the drug substance from a solid dosage form such as a tablet. For example, the disintegrant croscarmellose sodium (NaCMC-XL) was found to interact with the compound causing incomplete drug dissolution (only ca. 70% after 60 min at pH 6.8). As further example, low-

substituted hydroxypropylcellulose (L-HPC) as disintegrant or dicalciumphosphate (DCP) as filler were found to slow down drug dissolution rate. Other excipients, such as sodium starch glycolate (SSG) as disintegrant, which were not hindering drug dissolution, were found to show in compositions with the compound of formula (1) poor compressibility or

5 microcrystalline cellulose (MCC) as sole filler, caused a strong negative impact on tablet disintegration.

In view of the above mentioned difficulties, it was very uncertain whether a pharmaceutical composition for the compound of formula (1) could be designed which allows the

10 manufacturing of an oral dosage form, e.g. a tablet, on a commercial scale and in the high quality which is required for human medicines and in a quality that provides for commercially reasonable shelf-life. However, it was surprisingly found that the application of two specific fillers together with a specific disintegrant resulted in a stable and pharmaceutically processible composition of good compression properties, and at the same time of fast

15 dissolution, as well as fast disintegration characteristics.

Therefore, in a first aspect of the present invention, there is provided a pharmaceutical composition comprising

- 20 (a) the drug substance (*R,E*)-*N*-(7-chloro-1-(1-(4-(dimethylamino)but-2-enoyl)azepan-3-yl)-1*H*-benzo[d]imidazol-2-yl)-2-methylisonicotinamide, a pharmaceutically acceptable salt, hydrate, or salt hydrate thereof,
- (b) the fillers mannitol and microcrystalline cellulose,
- (c) the disintegrant crospovidone, and
- (d) a lubricant.

25

In a second aspect of the invention, there is provided a process for the preparation of a pharmaceutical composition *as defined by* the first aspect comprising the following steps:

- (1) dry granulation of a blend composed of
- 30 (a) the drug substance (*R,E*)-*N*-(7-chloro-1-(1-(4-(dimethylamino)but-2-enoyl)azepan-3-yl)-1*H*-benzo[d]imidazol-2-yl)-2-methylisonicotinamide, a pharmaceutically acceptable salt, hydrate, or salt hydrate thereof, preferably the mono-mesylate trihydrate salt thereof,
- (b) the filler microcrystalline cellulose, preferably of the quality 101,
- (c) the disintegrant crospovidone,

- (d) a lubricant, preferably magnesium stearate, and
optionally (e) the filler mannitol, and
optionally (f) a glidant, preferably colloidal silicon dioxide,
to obtain granules;
- 5 (2) compression of the granules obtained by step (1) together with a blend
composed of
(g) the filler microcrystalline cellulose, preferably of the quality 102,
(h) the disintegrant crospovidone,
(i) a lubricant, preferably magnesium stearate, and
10 optionally (j) the filler mannitol, and
optionally (k) a glidant, preferably colloidal silicon dioxide,
to obtain tablets;
- wherein in either step (1) or step (2) the filler mannitol (component (e) or (j)) must
be used;
- 15 and optionally
(3) film coating of the tablets obtained by step (2), preferably with coating
suspension or solution composed of hypromellose.

20 BRIEF DESCRIPTION OF THE DRAWINGS

In the following the present invention is described in detail with reference to accompanying
figures in which:

- 25 Fig. 1 shows the dissolution rate curves for the test batch compositions of example 4: test
batch 4-1 ("SSG", squares), test batch 4-2 ("PVP-XL", circles), test batch 4-3 ("L-HPC",
triangles). The figure demonstrates that the order of dissolution rate is PVP-XL > SSG > L-
HPC.
- 30 Fig. 2 shows the hardness versus compression force curves for the test batch compositions
of example 4: test batch 4-1 ("SSG", squares), test batch 4-2 ("PVP-XL", circles), test batch
4-3 ("L-HPC", triangles). The figure demonstrates that the order of compressibility is L-HPC >
PVP-XL > SSG.

Fig. 3 shows the tensile strength versus compression force curves for the test batch compositions of example 4: test batch 4-1 ("SSG", squares), test batch 4-2 ("PVP-XL", circles), test batch 4-3 ("L-HPC", triangles). The figure demonstrates that the order of compressibility is L-HPC > PVP-XL > SSG.

5

DETAILED DESCRIPTION OF THE INVENTION

Herein after, the present invention is described in further detail and is exemplified.

10

In all aspects of the invention, the active pharmaceutical ingredient (API) or drug substance (DS) is (*R,E*)-*N*-(7-chloro-1-(1-(4-(dimethylamino)but-2-enoyl)azepan-3-yl)-1*H*-benzo[d]imidazol-2-yl)-2-methylisonicotinamide, a pharmaceutically acceptable salt, hydrate, or salt hydrate thereof.

15

For example, the API may be the free form (i.e. not a salt) in an amorphous or crystalline state. Said free forms may be anhydrous or present as hydrate. Alternatively, the API may be a salt in an amorphous or crystalline state. Said salt may be anhydrous or present as hydrate.

20

Preferably, in the aspects of the invention, the API is present as mesylate (methylsulphonate) salt, more preferably as mono-mesylate salt. Said mesylate salts may be in an amorphous or crystalline state. Preferably, said mesylate salts are in a crystalline state.

25

More preferably, said mesylate salts are present as hydrates, e.g. monohydrate, dihydrate or trihydrate. Said mesylate salt hydrates may be amorphous or crystalline. Even more preferably, the API in the aspects of the present invention is the mono-mesylate salt trihydrate in crystalline form. Most preferably, the API is the crystalline mesylate trihydrate form B as described in PCT/CN2013/088295, example 3, and has the following characteristic

30

x-ray powder diffraction pattern (XRPD): 11.76, 13.832, 14.41, 15.9 17.65, 18.79, 21.46, 21.83, 22.30, 23.82, 24.51, 24.89, 25.57, 26.66 and 27.77 ± 0.30 2 θ (CuK α λ = 1.54056 Å). It may be characterized by a XRPD comprising five or more 2 θ values (CuK α λ = 1.54056 Å) selected from the group consisting of 11.76, 13.832, 14.41, 15.9 17.65, 18.79, 21.46, 21.83,

22.30, 23.82, 24.51, 24.89, 25.57, 26.66 and 27.77 ± 0.30 , measured at a temperature of about 22°C. Preferably, said form B may be characterized by an x-ray powder diffraction pattern comprising six or more 2θ values ($\text{CuK}\alpha \lambda = 1.54056 \text{ \AA}$) selected from the group consisting of 11.76, 13.832, 14.41, 15.9 17.65, 18.79, 21.46, 21.83, 22.30, 23.82, 24.51, 24.89, 25.57, 26.66 and 27.77 ± 0.30 , at a temperature of about 22°C.

In accordance with the first aspect of the present invention, there is provided a pharmaceutical composition comprising

- (a) the drug substance (*R,E*)-*N*-(7-chloro-1-(1-(4-(dimethylamino)but-2-enoyl)azepan-3-yl)-1*H*-benzo[*d*]imidazol-2-yl)-2-methylisonicotinamide, a pharmaceutically acceptable salt, hydrate, or salt hydrate thereof,
- (b) the fillers mannitol and microcrystalline cellulose,
- (c) the disintegrant crospovidone, and
- (d) a lubricant.

Compositions with microcrystalline cellulose (MCC) showed good compressibility and formed ribbons of good quality in roller compactors. MCC contributed to the avoidance of sticking issues. However, compositions with MCC alone did not disintegrate well and required a further filler.

Mannitol was found to be a suitable further filler as it contributed to the avoidance of sticking issues and facilitated disintegration.

Other fillers were associated with disadvantages. Compositions with dicalciumphosphate showed only slow drug release and tablets made with compositions containing lactose were affected by capping issues. Further, lactose as reducing sugar bears the risk of chemical instabilities with the drug substance of the present invention.

The disintegrant crospovidone was found to provide good compression and at the same time ensures fast dissolution. Other disintegrants were associated with disadvantages.

Compositions with L-HPC showed only slow dissolution. Those with sodium starch glycolate (SSG) showed fast drug release but were found to be poorly compressible. Compositions with croscarmellose (CMC-XL, e.g. Ac-Di-Sol by FMC BioPolymer) showed release of only less than 100% in pH 4.5-6.8 and caused physical incompatibilities (excipient-drug absorption effects).

Preferably, in said pharmaceutical composition said drug substance is present as mesylate (methanesulphonate) salt, preferably as mono-mesylate salt, more preferably as mono-mesylate trihydrate salt.

5

Preferably, in said pharmaceutical compositions, said drug substance, calculated based on its free base and on an anhydrous basis (salt former and water not considered in this calculation), is present from 5 to 50%, more preferably from 10 to 40%, even more preferably from 20 to 30% by weight based on the total weight of said pharmaceutical composition. This high amount of drug load ensures that for high doses the tablet remains swallowable.

10

Preferably, in said pharmaceutical compositions, said fillers together are present from 20 to 90%, more preferably 50 to 70%, even more preferably 55 to 65% by weight based on the total weight of said pharmaceutical composition.

15

Preferably, in said pharmaceutical compositions, said fillers are mannitol and microcrystalline cellulose, present in a ratio of from 3 : 1 to 1 : 1, more preferably from 2.5 : 1.0 to 1.5 : 1.0, even more preferably from 2.2 : 1.0 to 1.8 : 1.0, most preferably about 2 : 1 (weight of mannitol : weight of microcrystalline cellulose).

20

Preferably, in said pharmaceutical compositions, the filler mannitol (Ph.Eur., USP-NF) or D-mannitol (JP) is of a quality suitable for direct compression (mannitol DC), e.g. spray-dried or granulated mannitol which is available e.g. from Roquette under the trade name Pearlitol. Said granulated mannitol may have a mean diameter of from 200 to 600 micrometer, preferably 250 to 520 micrometer.

25

Preferably, in said pharmaceutical compositions, the filler microcrystalline cellulose (Ph.Eur., USP-NF, JP) is of a quality selected from 101 and 102, e.g. Avicel®PH101 (nominal mean particle size 50 micrometer, Particle size analysis: mesh size 60, amount retained ≤ 1.0 %, mesh size 200, amount retained ≤ 30.0 %) and Avicel®PH102 (nominal mean particle size 100 micrometer, particle size analysis: mesh size 60, amount retained ≤ 8.0 %, mesh size 200, amount retained ≥ 45.0 %) available by FMC BioPolymer or Vivapur®101 (particle size from 45 to 80 micrometer) and Vivapur®102 (particle size from 90 to 150 micrometer) available by JRS Pharma (JRS = J. Rettenmaier & Söhne).

30

The disintegrant crospovidone (Ph.Eur., USP-NF, JP), used in said pharmaceutical compositions, may be of the quality Ph.Eur. crospovidone monograph type A or type B. Preferably, the quality is type A. Preferably, this type A quality has an average particle size
5 from 110 to 140 microns and peroxides to a maximum of 400 ppm. More preferably, the quality of the crospovidone is equivalent to the quality available under the trade name Polyplasdone XL from Ashland in the grade "XL".

Preferably, in said pharmaceutical compositions, the disintegrant is present from 2 to 10%,
10 more preferably 3 to 8%, even more preferably 4 to 7% by weight based on the total weight of said pharmaceutical composition.

Said pharmaceutical compositions contain one or more lubricants.

15 The term "lubricants" refers herein to those pharmaceutical excipients which have the primary function of decreasing friction at the interface between a tablet's surface and the die wall during ejection and of reducing wear on punches and dies and of preventing sticking to punch faces or in the case of encapsulation of preventing sticking to machine dosators, tamping pins, etc.

20 Lubricants may be selected from the group of fatty acids or their salts, e.g. stearic acid or any of its salts (e.g. calcium, zinc, or magnesium stearate), lauryl sulfuric acid or any of its salts (e.g. sodium or magnesium lauryl sulfate), stearyl fumaric acid or any of its salts (e.g. sodium stearyl fumarate), fatty acid esters, e.g. Glyceryl dibehenate (Compritol® 888 ATO),
25 polyethylene glycol, and liquid paraffin.

Preferably, in said pharmaceutical compositions, the lubricant is a stearic acid or any of its metal salts, more preferably said lubricant is calcium or magnesium stearate, even more preferably said lubricant is magnesium stearate (Ph.Eur., USP-NF, JP).

30 Preferably, in said pharmaceutical compositions, said lubricant is present in from 1 to 5%, preferably 2 to 4%, more preferably 2 to 3% by weight based on the total weight of said pharmaceutical composition. The unusually large amount of lubricant is important to overcome the strong sticking issues associated with the drug substance of the present

invention. This high amount of hydrophobic lubricant usually causes slower dissolution and disintegration. However, it was surprisingly found that the pharmaceutical compositions of the present invention were still able to provide fast drug dissolution and quick disintegration. Mannitol and crospovidone were found to provide in the compositions of the present invention, a positive effect with respect to facilitating drug dissolution and disintegration.

Said pharmaceutical composition may contain a glidant.

The term "glidant" refers herein to those pharmaceutical excipients which have the primary function of enhancing product flow by reducing interparticulate friction.

The glidant may be selected from the group of silaceous material, e.g. syloid, pyrogenic silica, hydrated sodium siliosiluminate, and talc.

Preferably, the pharmaceutical compositions of the present invention comprise a glidant, said glidant is preferably a colloidal silicon dioxide (USP-NF) (also referred to as colloidal anhydrous silica (BP), light anhydrous silicic acid (JP), silica, colloidal anhydrous (Eu.Phr.)), preferably with a specific surface area of $200 \pm 25 \text{ m}^2/\text{g}$, e.g. AEROSIL 200 by Evonik Industries.

The pharmaceutical compositions of the present invention may be in the pharmaceutical dosage form of a powder, capsule, or tablet, preferably a tablet.

Preferably, said tablet is coated with a film, preferably said film comprises hypromellose, e.g. by using a coating premix composition, e.g. Opadry I by Colorcon (containing hypromellose, polyethylene glycol (PEG) 4000, talc as well as a colorant, e.g. iron oxide, red or black, titanium dioxide). Preferably, Opadry I by Colorcon is used.

Said pharmaceutical dosage form may comprise a drug substance dose selected from 10, 25, 50, 75, 100, 150, and 200 mg, preferably the dose is selected from 25, 50, 75, and 100 mg, more preferably the dose is 50 mg of the drug substance referred to as its free base and in its anhydrous form.

In one embodiment of the present invention, the pharmaceutical composition comprises:

- (a) 5 - 50% by weight of the drug substance (*R,E*)-*N*-(7-chloro-1-(1-(4-(dimethylamino)but-2-enoyl)azepan-3-yl)-1*H*-benzo[d]imidazol-2-yl)-2-methylisonicotinamide, calculated based on its free base and on its anhydrous basis, present as mono-mesylate trihydrate salt,
- 5 (b) 20 - 90% by weight of the fillers of mannitol and microcrystalline cellulose together,
- (c) 2 - 10% by weight of the disintegrant crospovidone,
- (d) 1 - 5% by weight of the lubricant magnesium stearate, and optionally
- (e) 0.1 - 3% by weight of the glidant colloidal silicon dioxide.
- 10 In a preferred embodiment of the present invention, the pharmaceutical composition comprises:
- (a) 10 - 40% by weight of the drug substance (*R,E*)-*N*-(7-chloro-1-(1-(4-(dimethylamino)but-2-enoyl)azepan-3-yl)-1*H*-benzo[d]imidazol-2-yl)-2-methylisonicotinamide, calculated based on its free base and on its anhydrous basis,
- 15 present as mono-mesylate trihydrate salt,
- (b) 50 - 70% by weight of the fillers of mannitol and microcrystalline cellulose together,
- (c) 3 - 8% by weight of the disintegrant crospovidone,
- (d) 2 - 4% by weight of the lubricant magnesium stearate, and optionally
- (e) 0.2 - 2% by weight of the glidant colloidal silicon dioxide.
- 20 In a more preferred embodiment of the present invention, the pharmaceutical composition comprises:
- (a) 20 - 30% by weight of the drug substance (*R,E*)-*N*-(7-chloro-1-(1-(4-(dimethylamino)but-2-enoyl)azepan-3-yl)-1*H*-benzo[d]imidazol-2-yl)-2-methylisonicotinamide, calculated based on its free base and on its anhydrous basis,
- 25 present as mono-mesylate trihydrate salt,
- (b) 55 - 65% by weight of the fillers of mannitol and microcrystalline cellulose together,
- (c) 4 - 7% by weight of the disintegrant crospovidone,
- (d) 2 - 3% by weight of the lubricant magnesium stearate, and optionally
- 30 (e) 0.2 - 1% by weight of the glidant colloidal silicon dioxide.

Even more preferably, in said embodiments of the present invention, the pharmaceutical composition essentially consisting of, preferably consisting of:

- (a) the drug substance (*R,E*)-*N*-(7-chloro-1-(1-(4-(dimethylamino)but-2-enoyl)azepan-3-yl)-1*H*-benzo[d]imidazol-2-yl)-2-methylisonicotinamide as mono-mesylate trihydrate salt,
- (b) the fillers of mannitol and microcrystalline cellulose,
- 5 (c) the disintegrant crospovidone,
- (d) a lubricant, preferably magnesium stearate,
- (e) a glidant, preferably colloidal silicon dioxide, and
- (f) a coating material, preferably a hypromellose-based coating material.
- 10 The term “essentially consisting of” indicates herein the tolerance of the presence of small amounts of other components which are present as undesired impurities or side products originating from the manufacturing process of said components or formed during the manufacturing process of the pharmaceutical dosage form, or as desired small-amount components. For example, the coating material may contain, in addition to hypromellose,
- 15 some smaller amounts of compounds selected from the group of plasticizer(s) [e.g. polyethylene glycol (PEG) 4000], colorant(s) [e.g. iron oxide, red (E172), titanium dioxide (E171), iron oxide, black (E172)], anti-tack agent(s) [e.g. talc], and residual solvent(s) [e.g. water].
- 20 In a second aspect of the present invention, there is provided a process for the preparation of a pharmaceutical composition as *defined by* the first aspect of the present invention comprising the following steps:
- (1) dry granulation of a blend composed of
- (a) the drug substance (*R,E*)-*N*-(7-chloro-1-(1-(4-(dimethylamino)but-2-enoyl)azepan-3-yl)-1*H*-benzo[d]imidazol-2-yl)-2-methylisonicotinamide, a
- 25 pharmaceutically acceptable salt, hydrate, or salt hydrate thereof, preferably the mono-mesylate trihydrate salt thereof,
- (b) the filler microcrystalline cellulose, preferably of the quality 101,
- (c) the disintegrant crospovidone,
- 30 (d) a lubricant, preferably magnesium stearate, and optionally
- (e) the filler mannitol, and optionally
- (f) a glidant, preferably colloidal silicon dioxide, to obtain granules;

(2) compression of the granules obtained by step (1) together with a blend composed of

(g) the filler microcrystalline cellulose, preferably of the quality 102,

(h) the disintegrant crospovidone,

5 (i) a lubricant, preferably magnesium stearate,
and optionally

(j) the filler mannitol, and optionally

(k) a glidant, preferably colloidal silicon dioxide,
to obtain tablets;

10 wherein in either step (1) or step (2) the filler mannitol (component (e) or (j)) must
be used;

and optionally

(3) film coating of the tablets obtained by step (2), preferably with coating
suspension or solution composed of hypromellose.

15

Direct compression was found to be sub-optimal due to high level of sticking, capping and
binding in dies with the compound of the present invention.

The advantage of the dry granulation process of the present invention is that wetting and
drying steps can be avoided and that therefore the risk of solid phase conversions of the
20 trihydrate of the mesylate salt of the compound of the present invention is minimized.

As an alternative embodiment of the second aspect of the present invention, there is
provided a process for the preparation of a pharmaceutical composition *as defined by* the
first aspect of the invention comprising the following steps:

25

(1) dry granulation of a blend composed of

(a) the drug substance (*R,E*)-*N*-(7-chloro-1-(1-(4-(dimethylamino)but-2-
enoyl)azepan-3-yl)-1*H*-benzo[d]imidazol-2-yl)-2-methylisonicotinamide, a
pharmaceutically acceptable salt, hydrate, or salt hydrate thereof,
preferably the mono-mesylate trihydrate salt thereof,

30

(b) the filler microcrystalline cellulose, preferably of the quality PH101,

(c) the disintegrant crospovidone,

(d) a lubricant, preferably magnesium stearate,
and optionally

(e) the filler mannitol, and optionally

- (f) a glidant, preferably colloidal silicon dioxide,
to obtain granules;
- (2) filling of the granules obtained by step (1) together with a blend composed of
- (g) the filler microcrystalline cellulose, preferably of the quality PH102,
- 5 (h) the disintegrant crospovidone,
- (i) a lubricant, preferably magnesium stearate,
and optionally
- (j) the filler mannitol, and optionally
- (k) a glidant, preferably colloidal silicon dioxide,
- 10 into capsules, preferably hard gelatin capsules;
- wherein in either step (1) or step (2) the filler mannitol (component (e) or (j)) must
be used.

Preferably, the dry granulation step (1) in said processes of the present invention comprises

15 roller compaction with subsequent milling, said milling preferably comprising the use of
screens with a screen size from 0.8 to 2.0 mm, preferably 0.8 mm, to obtain the granules.

Roller compaction provides the advantage of a mechanically gentler method compared to
other dry granulation methods, e.g. slugging and may further minimize the risk of solid phase

20 conversions of the trihydrate mesylate salt of the compound of the present invention.

The milling step is required to break the ribbons, sheets, flakes formed by the roller
compaction step into granules of desired particle size, preferably smaller than 2 mm, more
preferably smaller than 1 mm, even more preferably smaller than 0.8 mm.

25 As a third aspect of the present invention, there is provided a pharmaceutical tablet
obtainable by the process *as defined by* the second aspect of the present invention.

As a fourth aspect of the present invention, there is provided a pharmaceutical capsule

30 obtainable by the process *as defined by* the second aspect of the present invention.

EXAMPLES

Hereinafter, the present invention is described in more details and specifically with reference to the examples, which however are not intended to limit the present invention.

Abbreviations used:

5	API	active pharmaceutical ingredient
	DS	drug substance, synonymous for API
	EGF816-AGA	compound of formula (1) as mesylate salt trihydrate
	FCT	film coated tablet
	IPC	in process control
10	MS	molecular size
	TLC	thin layer chromatography
	XL	cross-linked

Example 1: Tablet compositions

15

The following tables provide composition details of tablets in the dosage strengths 25, 50, and 200 mg.

Table 1-1: Composition of EGF816 25mg FCT per unit and 10,000 tablets

Component	Composition per unit (mg)	Composition (g) per 10,000 tablets ⁴
	25 mg	25 mg
Inner phase		
EGF816-AGA ¹	29.85 ⁶	298.5
Mannitol DC	40.32	403.2
Avicel PH101 ² [microcrystalline cellulose PH101]	16.88	168.8
Polyvinylpolypyrrolidon XL [crospovidone XL]	1.47	14.7
Aerosil 200 [colloidal silicon dioxide]	0.12	1.2
Magnesium stearate	0.74	7.4
Outer phase		
Cellulose MK GR [microcrystalline cellulose PH102]	5.00	50.0
Polyvinylpolypyrrolidon XL [crospovidone XL]	4.00	40.0
Aerosil 200 [colloidal silicon dioxide]	0.37	3.7
Magnesium stearate	1.25	12.5
TOTAL	100.0	1000
Coating⁵		
Opadry I (hypromellose)		
Basic coating premix red	0.4209	4.209
Basic coating premix white	2.5338	25.338
Basic coating premix black	0.0453	0.453
Purified water ³	qs	qs
TOTAL	103	1030.0

¹ EGF816-AGA is a mesylate (methanesulphonate) trihydrate salt, this assumes a salt factor of 1.194 on an anhydrous basis. The actual DS quantity is to be adjusted for a content $\leq 99.5\%$ or $\geq 100.5\%$.

² Excipient used as compensating material for API purity (Avicel PH101)

³ Removed during processing

⁴ Range 40,000 tablets to 250,000 tablets

⁵ Coating as one batch or sub-batches according to the batch size and pan loading/availability

⁶ Equivalent to 32.58 mg, assuming a salt factor including trihydrate of 1.303

Table 1-2: Composition of EGF816 50mg FCT per unit and 10,000 tablets

Component	Composition per unit (mg)	Composition (g) per 10,000 tablets ⁴
	50 mg	50 mg
Inner phase		
EGF816-AGA ¹	59.70 ⁶	597.0
Mannitol DC	80.00	800.0
Avicel PH101 ² [microcrystalline cellulose PH101]	33.32	333.2
Polyvinylpolypyrrolidon XL [crospovidone XL]	3.00	30.0
Aerosil 200 [colloidal silicon dioxide]	0.24	2.4
Magnesium stearate	2.50	25.0
Outer phase		
Cellulose MK GR [microcrystalline cellulose PH102]	10.00	100.0
Polyvinylpolypyrrolidon XL [crospovidone XL]	8.00	80.0
Aerosil 200 [colloidal silicon dioxide]	0.74	7.4
Magnesium stearate	2.50	25.0
TOTAL	200.0	2000
Coating⁵		
Opadry I (hypromellose)		
Basic coating premix red	0.8418	8.418
Basic coating premix white	5.0676	50.676
Basic coating premix black	0.0906	0.906
Purified water ³	qs	qs
TOTAL	206	2060.0

¹ EGF816-AGA is a mesylate (methanesulphonate) trihydrate salt, this assumes a salt factor of 1.194 on an anhydrous basis. The actual DS quantity is to be adjusted for a content $\leq 99.5\%$ or $\geq 100.5\%$.

² Excipient used as compensating material for API purity (Avicel PH101)

³ Removed during processing

⁴ Range 40,000 tablets to 250,000 tablets

⁵ Coating as one batch or sub-batches according to the batch size and pan loading/availability

⁶ Equivalent to 65.16 mg, assuming a salt factor including trihydrate of 1.303

Table 1-3: Composition of EGF816 200mg FCT per unit and 10,000 tablets

Component	Composition per unit (mg)	Composition (g) per 10,000 tablets ⁴
	200mg	200mg
Inner phase		
EGF816-AGA ¹	238.80 ⁶	2388.0
Avicel PH101 ² [microcrystalline cellulose PH101]	135.04	1350.4
Polyvinylpolypyrrolidon XL [crospovidone XL]	11.76	117.6
Aerosil 200 [colloidal silicon dioxide]	0.96	9.6
Magnesium stearate	5.92	59.2
Outer phase		
Mannitol DC	322.56	3225.6
Cellulose MK GR [microcrystalline cellulose PH102]	40.00	400.0
Polyvinylpolypyrrolidon XL [crospovidone XL]	32.00	320.0
Aerosil 200 [colloidal silicon dioxide]	2.96	29.6
Magnesium stearate	10.00	100.0
TOTAL	800.0	8000
Coating⁵		
Opadry I (hypromellose)		
Basic coating premix red	3.0866	30.866
Basic coating premix white	18.5812	185.812
Basic coating premix black	0.3322	3.322
Purified water ³	qs	qs
TOTAL	822.0	8220.0

¹ EGF816-AGA is a mesylate (methanesulphonate) trihydrate salt, this assumes a salt factor of 1.194 on an anhydrous basis. EGF816-AGA is also a trihydrate therefore the actual DS quantity is to be adjusted for a content $\leq 99.5\%$ or $\geq 100.5\%$.

² Excipient used as compensating material for API purity (Avicel PH101)

³ Removed during processing

⁴ Range 40,000 tablets to 150,000 tablets

⁵ Coating as one batch or sub-batches according to the batch size and pan loading/availability

⁶ Equivalent to 260.60 mg, assuming a salt factor including trihydrate of 1.303

Example 2: Generic description of the tablet manufacturing process

Tablets of the compositions as indicated in example 1 are prepared as follows.

- 5 All ingredients of the internal phase except of magnesium stearate are screened through 0.8 - 1.2 mm (preferred settings 1.0 mm) using an oscillating mill (e.g. Frewitt Coni-Vitt-150 or Quadro Comil) and then loaded to a diffusion mixer(tumble)/bin blender, e.g. Bohle PM 400S, HF05. The mixture is blended with 17 - 20 rpm for 10 min.
- 10 Magnesium stearate is sieved by hand through 0.5 - 1.0 mm, preferred setting 0.8 mm, directly into the bin blender with the pre-blended ingredients. The mixture is blended with 17 – 20 rpm for further 2 - 3 min (lubrication).

- The resulting lubricated blend is subjected to roller compaction using, e.g. the Bepex
- 15 Pharmapaktor L-200/30, applying compaction forces of 10 - 35 kN and roller speed (revolution compaction roll) of 2 – 10 rpm.

The resulting ribbons are screened through 0.8 mm using, e.g. an oscillating mill (e.g. Frewitt Coni-Vitt-150 or Quadro Comil).

20

The resulting granules are blended together with the ingredients of the external phase. Again, first without magnesium stearate, with 17 - 20 rpm for 10 min, and then, after addition of the 0.8 mm screened magnesium stearate, with 17 – 20 rpm for further 2 – 3 min.

- 25 The resulting final blend is subjected to a compression rotary press (e.g. FETTE 1200i or Korsch XL400), using punches such as Euro B (max 19 mm) and Euro D (max 25 mm). Compression force settings, including optionally pre-compression forces (up to 20% of main compression force (MCF)), and adjusted to obtain tablets with the following hardness (IPC tests on core tablets):

30

Dosage strength [mg]	Target weight [mg]	Shape	Diameter [mm]	Thickness [mm]	Hardness: target (range of mean of 20 tablets) [N]

25	100	round, biconvex	6	3.3	60 (45 - 100)
50	200	round, biconvex	8	3.7	80 (65 - 115)
200	800	ovaloid, biconvex	Length: 18 Width: 7.1	7.1	190 (165 - 250)

All the resulting tablet cores were found to meet the following friability and disintegration time test criteria:

Friability (Ph.Eur., 20 tablets or at least 6.5 g of the tablets):

5 no breakage, abrasion $\leq 0.8\%$ after 500 drops.

Disintegration time (Ph.Eur., 6 units tested without disc, at water temperature 37°C):
 ≤ 15 min.

10 The tablet cores are finally film coated using film coating perforated pans, e.g. Glatt GMPC II or Glatt GC 750 or 1000. For the aqueous film coating, the basic coating premix (Opadry I by Colorcon, hypromellose-based) is made up as a 15% w/w suspension and applied on a weight gain basis. The operational parameters are adjusted to obtain film coated tablets with the following characteristics:

Dosage strength [mg]	Target average mass (tolerance range) [mg]	Diameter range [mm]	Thickness: target (tolerance range) [mm]
25	103 (98.88 - 107.12)	6.1 - 6.3	3.4 (3.2 - 3.6)
50	206 (197.76 - 214.24)	8.1 - 8.3	3.8 (3.6 - 4.0)
200	822 (797.34 - 846.66)	Length: 18.1 Width: 7.2	7.2 (7.0 - 7.4)

15 All the resulting film coated tablets were found to meet the following disintegration time test criteria:

Disintegration time (Ph.Eur., 6 units tested without disc, at water temperature 37°C):
 ≤ 15 min.

20

Example 3: Analytical results from large scale tablet batches

The process of example 2 was used to prepare tablets with the compositions as outlined in example 1 on large scale. The following tables provide the analytical results of IPC tests as well as Processability and Purity tests with the final product.

Table 3-1: Process parameters and IPC values for large scale tablet example batches

Example batch	3-1	3-2	3-3	3-4
Strength	25mg	25mg	200mg	200mg
Batch size (ST)	45,000	150,000	45,000	65,000
Batch size (kg)	4.499	15.002	31.996	51.998
Thickness (mm)	3.3 – 3.4	3.3 - 3.4	7.1 - 7.2	7.2 - 7.3
Average Pre-compression force (kN)	0.5	0.0	0.1	0.5
Average Compression force (kN)	4.5	2.6	11.0	7.0
Mean hardness (N)	82 (65 - 97)	102 (82 - 114)	224 (205 - 249)	253 (269 - 253)
Friability (%)	0.03 - 0.09	0	0 - 0.1	0 - 0.02
Disintegration time (DT) (min)	6.44 – 8.06	3.43 - 8.58	6.20 - 10.05	5.02 - 12.45
Carr's Index (granulate inner phase)	19.40	22.06	21.13	20.29
Carr's Index (final blend)	14.71	18.57	14.29	16.67
Hausner ratio (granulate inner phase)	1.24	1.28	1.27	1.26
Hausner ratio (final blend)	1.17	1.23	1.17	1.20

- 5 The data demonstrates that final blends of the compositions of the present invention are of good pharmaceutical processability (good flow properties) and possess good compression characteristics and that the resulting tablets are quickly disintegratable.

Table 3-2: Particle size distribution (PSD) of final blends of large scale example batches

Example batch	3-1	3-2	3-3	3-4
Sieve aperture (µm)				
Fines	10.9	15.2	10.7	12.4

Example batch	3-1	3-2	3-3	3-4
Sieve aperture (μm)				
63	9.1	8.4	7.1	6.6
90	8.7	8.4	7.9	11.2
125	10.1	9.0	16.8	14.8
180	9.7	10.0	15.8	13.6
250	11.3	10.4	13.2	12.2
355	17.1	17.4	15.0	14.8
500	20.7	19.8	13.0	13.4
710	2.2	1.4	0.6	1.0
1000	0	0	0	0

The PSD data demonstrates that the compositions and the process of the present invention consistently provide blends free of large amounts of fines and coarse material, an indication of good pharmaceutical processability.

5 **Table 3-3:** Quality control (QC) results for final tablets of large scale example batches

Example batch	3-1	3-2	3-3	3-4
Water (%)	4.614	4.0834	4.5174	4.1781
Assay (%)	101.8	100.6	102.4	102.3
Content uniformity (CU)	3.4	6.9	4.7	2.7
Total Impurities (%)	0.2	<0.1	0.2	<0.1

These results demonstrate that tablets made of the compositions of the present invention with the process of the present invention are of high purity and high content uniformity.

- 10 Dissolution testing was conducted on the example batches using 0.1M HCL, paddle apparatus at 50rpm, 37°C. For all examples batches, 100% dissolution was observed within 15-20 min indicating complete and fast drug release.

- 15 In long term storage tests at 25°C/60% RH (relative humidity), no significant change or trend with respect to degradation products or impurities was observed and even the data from accelerated conditions (40°C/ 75% RH) did not exceed the specification for degradation

products ($\leq 0.5\%$). Therefore, the compositions as described in example 1 and processed according to example 2 resulted in stable tablets suitable for human use.

Example 4: Test batches

5

According to the process of example 2, the following compositions were processed to 200 mg dosage strength tablets and the dissolution and compressability were studied.

Table 4-1: Test batch compositions

Test batches	4-1	4-2	4-3
	"SSG"	"PVP-XL"	"L-HPC"
Materials	(%)	(%)	(%)
EGF816-AGA	33.24	33.24	33.24
Avicel PH101	13.49	13.49	13.49
Mannitol DC	40.32	40.32	40.32
Sodium Starch Glycolate	1.47	-	-
Crospovidone	-	1.47	-
HP Cellulose Low substituted	-	-	1.47
Aerosil 200	0.12	0.12	0.12
Magnesium stearate	0.74	0.74	0.74
Total dry blend (for compaction)	89.38	89.38	89.38
Cellulose MK GR	5.00	5.00	5.00
Crospovidone	-	4.00	-
Sodium Starch Glycolate	4.00	-	-
HP Cellulose Low substituted	-	-	4.00
Aerosil 200	0.37	0.37	0.37
Magnesium stearate	1.25	1.25	1.25
Total final blend (%)	100.00	100.00	100.00

- 10 Fig. 1 shows the results of the dissolution test which was performed at pH 6.8, using the paddle method (50 rpm, 900 mL) and demonstrates that the composition with low-substituted hydroxypropyl cellulose (L-HPC) results in tablets which only slowly release the drug substance. The order of dissolution rate is PVP-XL > SSG > L-HPC (> CMC-XL)*.

(* not shown in graph, comparable tablet batches with CMC-XL showed drug release of only about 70%.)

Fig. 2 and Fig. 3 show the results of the compressibility tests which were performed using a Fette

- 5 P1200-Euro B with the punches 18x7.1mm at a machine speed of 20 rpm. The compression force is the mean value measured for the upper and lower punch. The tensile strength is calculated taking into account the hardness and the thickness of the resulting tablets. The results demonstrate that the order of compressibility is L-HPC > PVP-XL (> CMC-XL)* > SSG.

- 10 (* not shown in graph, comparable tablet batches with CMC-XL showed tensile strength versus compression curves in between of the curves for PVP-XL and SSG.)

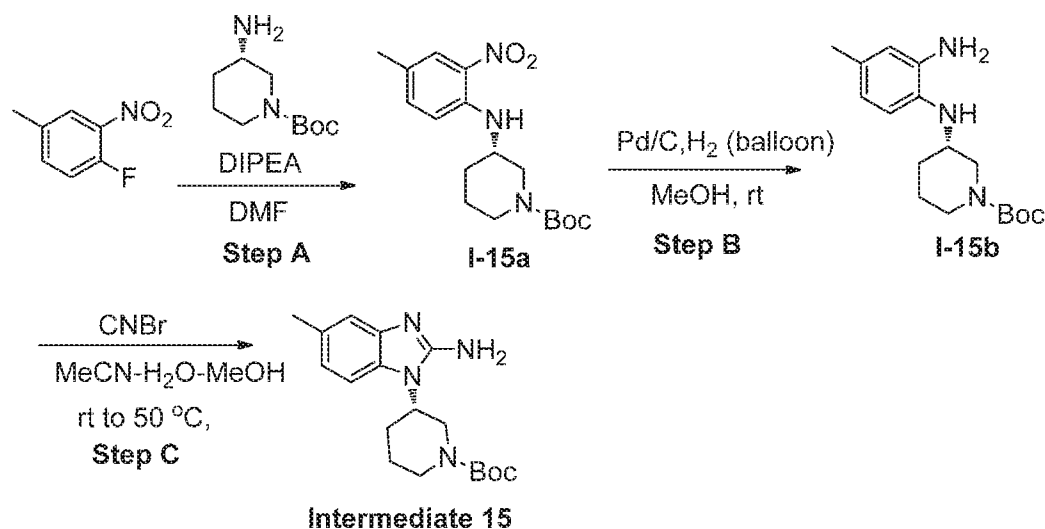
Dissolution and compression tests, together, demonstrate the superior characteristics of compositions comprising crospovidone (PVP-XL) compared to compositions with other disintegrants.

15 **Example 5:** Preparation of EGF816 mesylate trihydrate

Example 5.1 Preparation of (R,E)-N-(7-chloro-1-(1-(4-(dimethylamino)but-2-enoyl)azepan-3-yl)-1H-benzo[d]imidazol-2-yl)-2-methylisonicotinamide

20 Intermediate 15

(S)-tert-butyl 3-(2-amino-5-methyl-1H-benzo[d]imidazol-1-yl) piperidine-1-carboxylate



- Step A:** A stirred solution of (S)-tert-butyl 3-aminopiperidine-1-carboxylate (0.500 g, 2.49 mmol), 1-fluoro-4-methyl-2-nitrobenzene (0.387 g, 2.49 mmol) and N,N-diisopropylethylamine (0.482 g, 3.74 mmol) in DMF under argon was heated to 110°C for 6h
- 25

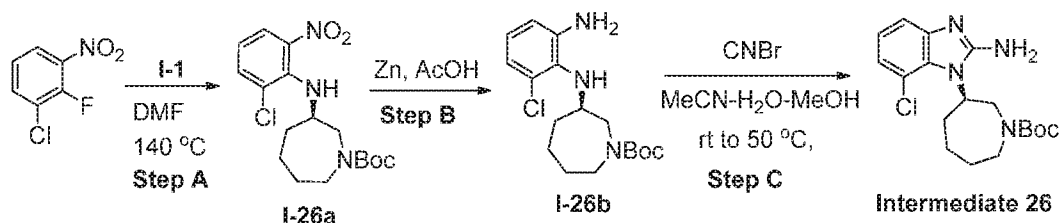
(reaction completion monitored by TLC). The mixture was diluted with water and extracted with EtOAc (3 x 100 mL). The combined organic layers were dried over anhydrous Na₂SO₄ and concentrated under reduced pressure to afford (S)-*tert*-butyl 3-((4-methyl-2-nitrophenyl) amino) piperidine-1-carboxylate (**I-15a**). MS calculated for C₁₇H₂₄N₃O₄ (M-H⁻) 334.18, found 334.0.

Step B: To a stirred solution of **I-15a** (0.550 g, 1.64 mmol) in MeOH (35mL) was added Pd/C (0.090 g) and the mixture was stirred at room temperature under hydrogen atmosphere (balloon) for 2h (reaction completion monitored by TLC). The mixture was filtered through *Celite*, washed with MeOH and concentrated under reduced pressure to afford (S)-*tert*-butyl 3-((2-amino-4-methylphenyl)amino)piperidine-1-carboxylate (**I-15b**). MS calculated for C₁₇H₂₈N₃O₂ (M+H⁺) 306.22, found 306.2.

Step C: To a stirred solution of (S)-*tert*-butyl 3-((2-amino-4-methylphenyl)amino)piperidine-1-carboxylate (**I-15b**) (0.500 g, 1.63 mmol) in MeOH (20 mL) was added a solution of cyanogen bromide (0.208 g, 1.96 mmol) in 1:2 MeCN:H₂O (20 mL) for a period of 5 min. The mixture was heated to 50°C for 2h (reaction completion monitored by TLC), cooled to 0°C and pH was adjusted to 10 by adding aqueous Na₂CO₃ solution. The mixture was stirred for 30 min at room temperature, the resulting solid was collected and dried under vacuum to afford the title compound (**Intermediate 15**). ¹H-NMR (400 MHz, CDCl₃): δ 7.24 (s, 1H), 7.17 (d, *J* = 7.6 Hz, 1H), 6.85 (d, *J* = 8 Hz, 1H), 4.64 (br s, 2H), 4.17 (t, *J* = 14.8 Hz, 2H), 3.99-3.93 (m, 1H), 3.32 (d, *J* = 11.6 Hz, 1H), 2.79 (t, *J* = 12.4 Hz, 1H), 2.41 (s, 3H), 2.38-2.37 (m, 1H), 2.34 (d, *J* = 3.2 Hz, 1H), 1.91 (d, *J* = 13.6 Hz, 3H), 1.69-1.61 (m, 1H), 1.47 (s, 9H); MS calculated for C₁₈H₂₇N₄O₂ (M+H⁺) 331.21, found 331.0.

Intermediate 26

(*R*)-*tert*-butyl 3-(2-amino-7-chloro-1H-benzo[d]imidazol-1-yl)azepane-1-carboxylate



Step A: (*R*)-*tert*-butyl 3-((2-chloro-6-nitrophenyl)amino)azepane-1-carboxylate (**I-26a**) was prepared following procedures analogous to **I-15**, Step A, using the appropriate starting materials. ¹H-NMR (400MHz, CDCl₃): δ 8.00-7.91 (m, 1H), 7.58-7.49 (m, 1H), 7.02-6.51 (m,

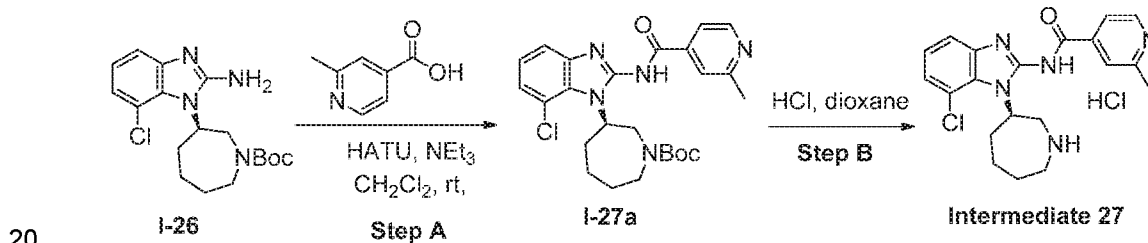
2H), 4.31-4.03 (m, 1H), 3.84-2.98 (m, 4H), 1.98-1.60 (m, 5H), 1.46-1.39 (m, 10H); MS calculated for $C_{17}H_{25}ClN_3O_4$ ($M+H^+$) 370.15, found 370.10.

Step B: A mixture of **I-26a** (7.5 g, 19.5 mmol) and Zn (12.8 mg, 195 mmol) in AcOH (22 mL) was stirred at room temperature for 2 h. The reaction was basified with saturated aqueous Na_2CO_3 solution, filtered, and extracted with EtOAc (3 x 80 mL). The combined organic phase was washed with brine, dried with Na_2SO_4 and concentrated in vacuum to afford (R)-tert-butyl 3-((2-amino-6-chlorophenyl)amino)azepane-1-carboxylate (**I-26b**). MS calculated for $C_{17}H_{27}ClN_3O_2$ ($M+H^+$) 340.17, found 340.10. The crude was used in the next step without further purification.

Step C: The title compound (**Intermediate 26**) was prepared from **I-26b** following procedures analogous to **I-15**, Step C. 1H -NMR (400MHz, $CDCl_3$): δ 7.34-7.26 (m, 1H), 7.04-6.97 (m, 2H), 6.05-5.85 (m, 1H), 5.84-5.72 (m, 1H), 5.50-5.37 (m, 0.5H), 5.10-4.80 (m, 0.5H), 4.41-4.23 (m, 1H), 4.09-3.96 (m, 0.5H), 3.94-3.81 (m, 1H), 3.76-3.57 (m, 1H), 3.22-3.14 (m, 0.5H), 2.84-2.63 (m, 1H), 2.34-2.17 (m, 1H), 2.07-1.84 (m, 1H), 1.82-1.64 (m, 2H), 1.53 (s, 9H), 1.48-1.37 (m, 1H); MS calculated for $C_{18}H_{26}ClN_4O_2$ ($M+H^+$) 365.17, found 365.10.

Intermediate 27

(R)-N-(1-(azepan-3-yl)-7-chloro-1H-benzo[d]imidazol-2-yl)-2-methylisonicotinamide hydrochloride



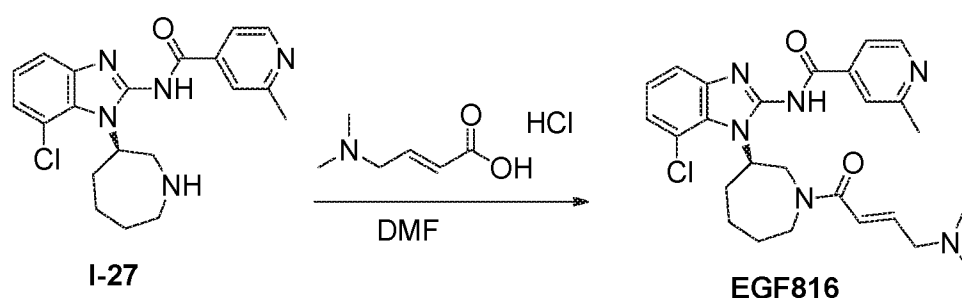
Step A: A mixture of 2-methylisonicotinic acid (3.371 g, 24.6 mmol) and 2-(7-aza-1H-benzotriazole-1-yl)-1,1,3,3-tetramethyluronium hexafluorophosphate (9.345 g, 24.6 mmol) in CH_2Cl_2 (120 mL) was treated at room temperature with NEt_3 (4.1 mL, 29.4 mmol). The reaction was stirred for 1 hour before it was slowly added into a CH_2Cl_2 solution (45 mL) of **I-26** (5.98 g, 16.4 mmol). Ten minutes later, more NEt_3 (4.1 mL, 29.4 mmol) was added and the mixture stirred for 2 h. The mixture was then diluted with CH_2Cl_2 (240 mL), washed with H_2O (2 x 80 mL), saturated aqueous $NaHCO_3$ solution (70 mL), and brine (70 mL). The organic phase was dried with Na_2SO_4 , and concentrated under reduced pressure. The crude material was purified by column chromatography (55% EtOAc/hexanes) to afford (R)-tert-

25

butyl 3-(7-chloro-2-(2-methylisonicotinamido)-1H-benzo[d]imidazol-1-yl)azepane-1-carboxylate (**I-27a**) as a light yellow foam. ¹H-NMR (400MHz, CDCl₃): δ 12.81 (br s, 1H), 8.65-8.62 (m, 1H), 7.95-7.85 (m, 2H), 7.27-7.11 (m, 3H), 5.64 – 5.51 (m, 1H), 4.56-4.44 (m, 1H), 4.07-3.92 (m, 1H), 3.79-3.71 (m, 0.5H), 3.41-3.35 (m, 0.5H), 3.29-3.23 (m, 1H), 2.71-2.59 (m, 1H), 2.65 (s, 3H), 2.22-2.00 (m, 3H), 1.93-1.80 (m, 1H), 1.51-1.45 (m, 1H), 1.50 (s, 3.5H), 1.41 (s, 5.5H); MS calculated for C₂₅H₃₁ClN₅O₃ (M+H⁺) 484.20, found 484.20.

Step B: A solution of **I-27a** (8.62 g, 16.4 mmol) in MeOH (67 mL) was treated with HCl in dioxane (4M, 67 mL) and the mixture was stirred at room temperature for 7 h. The mixture was then concentrated under reduced pressure to afford the title compound (**Intermediate 27**). The product was used in the next step without further purification. A sample was treated with 1M NaOH, extracted with EtOAc, dried with Na₂SO₄ and concentrated under reduced pressure to afford **I-27** as a free base. ¹H-NMR (400MHz, CD₃CN): δ 8.49 (d, J=5.0 Hz, 1H), 7.81 (s, 1H), 7.72 (d, J=4.8 Hz, 1H), 7.50 (br d, J=7.52 Hz, 1H), 7.16 – 7.09 (m, 2H), 5.66-5.59 (m, 1H), 3.77 (dd, J = 6.54, 14.3 Hz, 1H), 3.18 (dd, J = 5.3, 14.3 Hz, 1H), 3.05 - 2.98 (m, 1H), 2.76-2.69 (m, 1H), 2.63-2.53 (m, 1H), 2.47 (s, 3H), 2.10-2.03 (m, 1H), 1.96-1.93 (m, 2H), 1.86 – 1.75 (m, 2H), 1.61 – 1.54 (m, 2H); MS calculated for C₂₀H₂₃ClN₅O (M+H⁺) 384.15, found 384.20.

(R,E)-N-(7-chloro-1-(1-(4-(dimethylamino)but-2-enoyl)azepan-3-yl)-1H-benzo[d]imidazol-2-yl)-2-methylisonicotinamide



A mixture of (E)-4-(dimethylamino)but-2-enoic acid hydrochloride (58 mg, 0.35 mmol) and 1-ethyl-3-(3-dimethylaminopropyl)carbodiimide hydrochloride (67 mg, 0.35 mmol) in DMF (2 mL) was treated with hydroxybenzotriazole (54 mg, 0.35 mmol) and stirred at room temperature for 1 h. The resulting mixture was added to a solution of **I-27** (100 mg, 0.22 mmol) in DMF (2 mL). Triethylamine (199 mg, 1.97 mmol) was then added and the mixture

was stirred for 5 days. Water (2 mL) was added and the mixture was concentrated under reduced pressure. The residue was diluted with 1N NaOH (20 mL) and extracted with EtOAc (3 x 50 mL). The combined organic layers were washed with water (50 mL) and brine (2 x 50 mL), dried over Na₂SO₄, and concentrated under reduced pressure. The crude was purified by column chromatography (9:1:0.175N CH₂Cl₂/MeOH/NH₃ in CH₂Cl₂, 0% to 100%) to afford the title compound. ¹H NMR (400 MHz, DMSO-d₆) δ 8.59 (d, *J* = 4.8 Hz, 1H), 7.89 (s, 1H), 7.79 (d, *J* = 4.8 Hz, 1H), 7.60 (d, *J* = 7.5 Hz, 1H), 7.30-7.22 (m, 2H), 6.71-6.65 (m, 1H), 6.57-6.54 (m, 1H), 5.54 (br. s, 1H), 4.54 (br. s, 1H), 4.20 (br s, 1H), 3.95 (br s, 1H), 3.48 (br s, 1H), 2.98 (br s, 2H), 2.72 (d, *J* = 12.0 Hz, 1H), 2.58 (s, 3H), 2.14 (br s, 6H), 2.05 (d, *J* = 6.7 Hz, 3H), 1.88 (br s, 1H), 1.46 (d, *J*=11.3 Hz, 1H); MS calculated for C₂₆H₃₂ClN₆O₂ (M+H⁺) 495.22, found 495.10. Melting point (114.6°C).

Example 5.2 Preparation of crystalline mesylate form B (mesylate trihydrate form)

(*R,E*)-*N*-(7-chloro-1-(1-(4-(dimethylamino)but-2-enoyl)azepan-3-yl)-1H-benzo[d]imidazol-2-yl)-2-methylisonicotinamide as obtained in Example 5.1 (1.0 g) was dissolved in acetone (30 mL) by heating to 55°C to form a solution. Methanesulfonic acid (325 µL) was added to acetone (50 mL), and the methanesulfonic acid/acetone (22.2 mL) was added to the solution at 0.05ml/min. Following precipitation, the resulting suspension was cooled to room temperature at 0.5°C/min, and crystals were collected by filtration, and dried for 4 hours at 40°C under vacuum. The collected crystals (300 mg) were suspended in acetone/H₂O (6 mL; v/v=95/5) by heating to 50°C. The suspension was kept slurrying for 16 hours, and cooled to room temperature at 0.5°C/min. The crystal was collected by filtration and dried for 4 hours at 40°C under vacuum.

The structure of (*R,E*)-*N*-(7-chloro-1-(1-(4-(dimethylamino)but-2-enoyl)azepan-3-yl)-1H-benzo[d]imidazol-2-yl)-2-methylisonicotinamide mesylate was confirmed by Differential Scanning Calorimetry, X-Ray Powder Diffraction, and Elemental Analyses. Melting point (170.1°C). Theoretical calculated: %C (54.8); %H (5.9); %N (14.2); %O (13.5); %S (5.4); and %Cl (6.0); C:N ratio: 3.86. Found: %C (52.0); %H (5.8); %N (13.3); %Cl (5.9); C:N ratio: 3.91. Stoichiometry: 1.01.

In addition, crystalline mesylate form B was prepared by suspending 300mg of crystalline mesylate form A (see example 5.3) in 6mL of acetone/H₂O (v/v=95/5) by heating to 50°C. The suspension was kept slurrying for 16 hours, and then the suspension was allowed to

cool to room temperature at 0.5°C/min. The crystal was collected by filtration and afterwards dried for 4 hours at 40°C under vacuum.

Example 5.3 Crystalline Mesylate form A (mesylate monohydrate form)

5

5.0 mL of dried acetone and 800 mg of mesylate form B (mesylate trihydrate form) as obtained in example 3 were added into a glass vial. The suspension was heated to 55 °C for 5 hours. DSC was checked to see if the transformation was complete. Another 800 mg of the mesylate form B was converted to mesylate form A with the same method, the only difference was that the suspension was allowed to equilibrate at 20 °C (the ambient temperature in the lab), overnight.

10

In addition, crystalline mesylate form A was prepared by dissolving 1.0g of free form A (see example 5.4) in 30mL of acetone by heating to 55°C. 325µL of methansulfonic acid was added to 50mL of acetone and then 22.2mL of methansulfonic acid acetone was added to free form solution at 0.05ml/min. Precipitation was formed during the addition of methansulfonic acid, and the suspension was allowed to cool to room temperature at 0.5 °C/min. The crystal was collected by filtration and afterwards dried for 4 hours at 40°C under vacuum.

15
20

Example 5.4 Preparation of crystalline free form A (anhydrous form)

750mg of EGFRi HCl salt form (purity: 99%) were dissolved in 15mL of mixed solvent (EtOH/H₂O, v/v=1/9) by heating to 60°C. 7.42mL sodium hydroxide (0.2mol/L in EtOH/H₂O, v/v=1/9) was added to the HCl salt form EtOH/ H₂O solution at 0.05ml/min. Precipitation was formed during the addition of sodium hydroxide, and the suspension was allowed to cool to room temperature at 0.5 °C/min. The crystal was collected by filtration and afterwards dried for 4 hours at 40°C under vacuum.

25
30

Example 6: in vivo pharmacokinetic (PK) performance

Non-small cell lung cancer patients with EGFR T790M mutation were enrolled in a clinical study and received escalating doses of EGF816 ranging from 100 mg to 225 mg daily oral doses by using the tablets as described in example 1. Steady state EGF816 PK parameters (Cycle 1 Day 15) for the tablets (n=23) are displayed in the Table 6-1.

Table 6-1: Steady state EGF816 PK parameters for the tablet formulation of example 1

Treatment group	Tmax (h)*	Cmax (ng/mL)**	AUClast (h.ng/mL)**	AUCtau (h.ng/mL)*	Racc AUCtau*	CLss/F (mL/min)**	T1/2 (h)**
100 mg qd (N=3)	6 (2-24)	519 (46)	9052 (36)	NA	NA	NA	14 (***)
150 mg qd (N=6)	5 (2-7)	675 (46)	10312 (41)	10482 (44)	1.5 (35)	238 (38)	17 (8)
200 mg qd (N=7)	3 (2-8)	939 (35)	13534 (34)	13486 (37)	1.4 (46)	247 (58)	13 (14)
225 mg qd (N=7)	3 (2-6)	1272 (31)	12147 (47)	16882 (63)	1.6 (40)	222 (37)	10 (34)

* Tmax was expressed as median (minimum-maximum)

** Other PK parameters were expressed as geometric mean (CV % of mean)

*** Only one value calculated. Thus, no CV % of mean.

NA = Not available based on PK analysis with the Phoenix 6.4 (Pharsight)

PK parameters were generated for patients with more than 4 data-points

Claims

1. A pharmaceutical composition comprising
 - (a) the drug substance (*R,E*)-*N*-(7-chloro-1-(1-(4-(dimethylamino)but-2-enoyl)azepan-3-yl)-1*H*-benzo[*d*]imidazol-2-yl)-2-methylisonicotinamide, a pharmaceutically acceptable salt, hydrate, or salt hydrate thereof,
 - (b) the fillers mannitol and microcrystalline cellulose,
 - (c) the disintegrant crospovidone, and
 - (d) a lubricant.
2. The pharmaceutical composition according to claim 1 wherein said drug substance is present as mesylate salt, preferably as mono-mesylate salt, more preferably as mono-mesylate trihydrate salt.
3. The pharmaceutical composition according to any one of the preceding claims, wherein said drug substance, calculated based on its free base and on an anhydrous basis, is present from 5 to 50%, preferably from 10 to 40%, more preferably from 20 to 30% by weight based on the total weight of said pharmaceutical composition.
4. The pharmaceutical composition according to any one of the preceding claims wherein said fillers together are present from 20 to 90%, preferably 50 to 70%, more preferably 55 to 65% by weight based on the total weight of said pharmaceutical composition.
5. The pharmaceutical composition according to any one of the preceding claims wherein the fillers mannitol and microcrystalline cellulose are present in a ratio of from 3 : 1 to 1 : 1; preferably from 2.5 : 1.0 to 1.5 : 1.0, more preferably from 2.2 : 1.0 to 1.8 : 1.0, even more preferably about 2 : 1 (weight of mannitol : weight of microcrystalline cellulose).
6. The pharmaceutical composition according to any one of the preceding claims wherein the disintegrant is present from 2 to 10%, preferably 3 to 8%, more preferably 4 to 7% by weight based on the total weight of said pharmaceutical composition.

7. The pharmaceutical composition according to any one of the preceding claims wherein the lubricant is a stearic acid or any of its metal salts, more preferably said lubricant is calcium or magnesium stearate, even more preferably said lubricant is magnesium stearate.
8. The pharmaceutical composition according to any one of the preceding claims wherein said lubricant is present in from 1 to 5%, preferably 2 to 4%, more preferably 2 to 3% by weight based on the total weight of said pharmaceutical composition.
9. The pharmaceutical composition according to any one of the preceding claims in the pharmaceutical dosage form of a powder, capsule, or tablet, preferably a tablet.
10. The pharmaceutical composition according to claim 9, wherein said pharmaceutical dosage form is a tablet and the tablet is coated with a film, preferably said film comprising hypromellose.
11. The pharmaceutical composition according claims 9 or 10 wherein said pharmaceutical dosage form comprises a drug substance dose selected from 10, 25, 50, 75, 100, 150, and 200 mg, preferably selected from 25, 50, 75, and 100 mg, more preferably the dose is 50 mg of the drug substance referred to as its free base and in its anhydrous form.
12. The pharmaceutical composition according to any one of the preceding claims comprising:
 - (a) 5 - 50% by weight of the drug substance (*R,E*)-*N*-(7-chloro-1-(1-(4-(dimethylamino)but-2-enoyl)azepan-3-yl)-1*H*-benzo[d]imidazol-2-yl)-2-methylisonicotinamide, calculated based on its free base and on its anhydrous basis, present as mono-mesylate trihydrate salt,
 - (b) 20 - 90% by weight of the fillers of mannitol and microcrystalline cellulose together,
 - (c) 2 - 10% by weight of the disintegrant crospovidone,
 - (d) 1 - 5% by weight of the lubricant magnesium stearate, and optionally
 - (e) 0.1 - 3% by weight of the glidant colloidal silicon dioxide.

13. The pharmaceutical composition according to any one of the preceding claims comprising:
- (a) 10 - 40% by weight of the drug substance (*R,E*)-*N*-(7-chloro-1-(1-(4-(dimethylamino)but-2-enoyl)azepan-3-yl)-1*H*-benzo[*d*]imidazol-2-yl)-2-methylisonicotinamide, calculated based on its free base and on its anhydrous basis, present as mono-mesylate trihydrate salt,
 - (b) 50 - 70% by weight of the fillers of mannitol and microcrystalline cellulose together,
 - (c) 3 - 8% by weight of the disintegrant crospovidone,
 - (d) 2 - 4% by weight of the lubricant magnesium stearate, and optionally
 - (e) 0.2 - 2% by weight of the glidant colloidal silicon dioxide.
14. The pharmaceutical composition according to any one of the preceding claims comprising:
- (a) 20 - 30% by weight of the drug substance (*R,E*)-*N*-(7-chloro-1-(1-(4-(dimethylamino)but-2-enoyl)azepan-3-yl)-1*H*-benzo[*d*]imidazol-2-yl)-2-methylisonicotinamide, calculated based on its free base and on its anhydrous basis, present as mono-mesylate trihydrate salt,
 - (b) 55 - 65% by weight of the fillers of mannitol and microcrystalline cellulose together,
 - (c) 4 - 7% by weight of the disintegrant crospovidone,
 - (d) 2 - 3% by weight of the lubricant magnesium stearate, and optionally
 - (e) 0.2 - 1% by weight of the glidant colloidal silicon dioxide.
15. The pharmaceutical composition according to any one of the preceding claims essentially consisting of, preferably consisting of:
- (a) the drug substance (*R,E*)-*N*-(7-chloro-1-(1-(4-(dimethylamino)but-2-enoyl)azepan-3-yl)-1*H*-benzo[*d*]imidazol-2-yl)-2-methylisonicotinamide as mono-mesylate trihydrate salt,
 - (b) the fillers of mannitol and microcrystalline cellulose,
 - (c) the disintegrant crospovidone,
 - (d) a lubricant, preferably magnesium stearate,
 - (e) a glidant, preferably colloidal silicon dioxide, and
 - (f) a coating material, preferably a hypromellose-based coating material.

16. The pharmaceutical composition according to any one of the claims 12 to 15 wherein the glidant is colloidal silicon dioxide, preferably said colloidal silicon dioxide has a specific surface area of 200 m²/g.
17. A process for the preparation of a pharmaceutical composition *as defined by* any one of the preceding claims comprising the following steps:
- (1) dry granulation of a blend composed of
 - (a) the drug substance (*R,E*)-*N*-(7-chloro-1-(1-(4-(dimethylamino)but-2-enoyl)azepan-3-yl)-1*H*-benzo[*d*]imidazol-2-yl)-2-methylisonicotinamide, a pharmaceutically acceptable salt, hydrate, or salt hydrate thereof, preferably the mono-mesylate trihydrate salt thereof,
 - (b) the filler microcrystalline cellulose, preferably of the quality 101,
 - (c) the disintegrant crospovidone,
 - (d) a lubricant, preferably magnesium stearate, and optionally
 - (e) the filler mannitol, and optionally
 - (f) a glidant, preferably colloidal silicon dioxide, to obtain granules;
 - (2) compression of the granules obtained by step (1) together with a blend composed of
 - (g) the filler microcrystalline cellulose, preferably of the quality 102,
 - (h) the disintegrant crospovidone,
 - (i) a lubricant, preferably magnesium stearate, and optionally
 - (j) the filler mannitol, and optionally
 - (k) a glidant, preferably colloidal silicon dioxide, to obtain tablets;
- wherein in either step (1) or step (2) the filler mannitol (component (e) or (j)) must be used;
and optionally
- (3) film coating of the tablets obtained by step (2), preferably with coating suspension or solution composed of hypromellose.

18. A process for the preparation of a pharmaceutical composition *as defined by* any one of the claims 1 to 18 comprising the following steps:
- (1) dry granulation of a blend composed of
 - (a) the drug substance (*R,E*)-*N*-(7-chloro-1-(1-(4-(dimethylamino)but-2-enoyl)azepan-3-yl)-1*H*-benzo[*d*]imidazol-2-yl)-2-methylisonicotinamide, a pharmaceutically acceptable salt, hydrate, or salt hydrate thereof, preferably the mono-mesylate trihydrate salt thereof,
 - (b) the filler microcrystalline cellulose, preferably of the quality PH101,
 - (c) the disintegrant crospovidone,
 - (d) a lubricant, preferably magnesium stearate, and optionally
 - (e) the filler mannitol, and optionally
 - (f) a glidant, preferably colloidal silicon dioxide, to obtain granules;
 - (2) filling of the granules obtained by step (1) together with a blend composed of
 - (g) the filler microcrystalline cellulose, preferably of the quality PH102,
 - (h) the disintegrant crospovidone,
 - (i) a lubricant, preferably magnesium stearate, and optionally
 - (j) the filler mannitol, and optionally
 - (k) a glidant, preferably colloidal silicon dioxide, into capsules, preferably hard gelatin capsules;
- wherein in either step (1) or step (2) the filler mannitol (component (e) or (j)) must be used.
19. The process according to claims 17 or 18 wherein the dry granulation step (1) comprises roller compaction with subsequent milling, said milling preferably comprising the use of screens with a screen size from 0.8 to 2.0 mm, preferably 0.8 mm, to obtain the granules.
20. A pharmaceutical tablet obtainable by the process *as defined by* the claims 17 or 19.
21. A pharmaceutical capsule obtainable by the process *as defined by* the claims 18 or 19.

Fig. 1

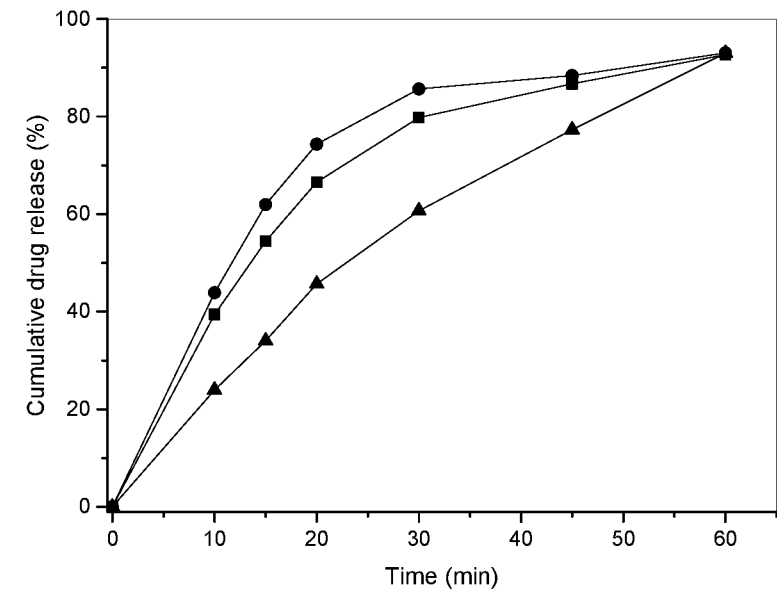


Fig. 2

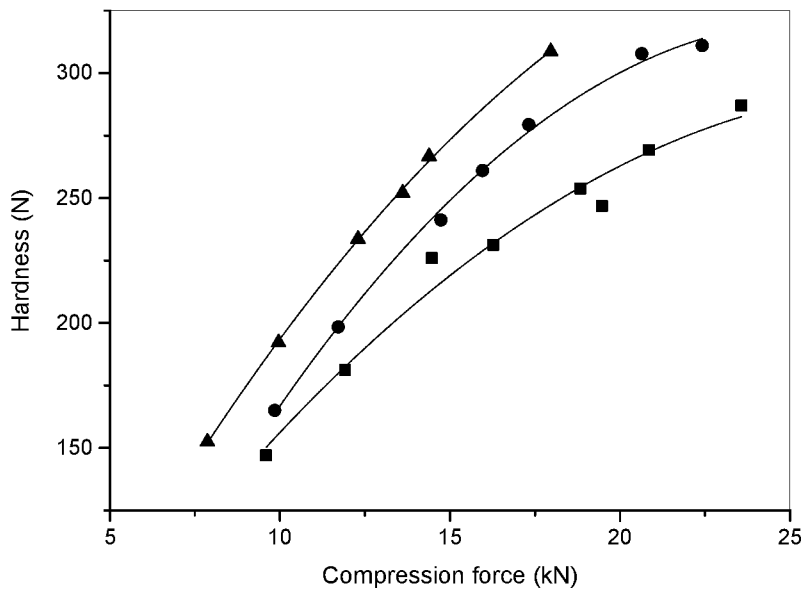
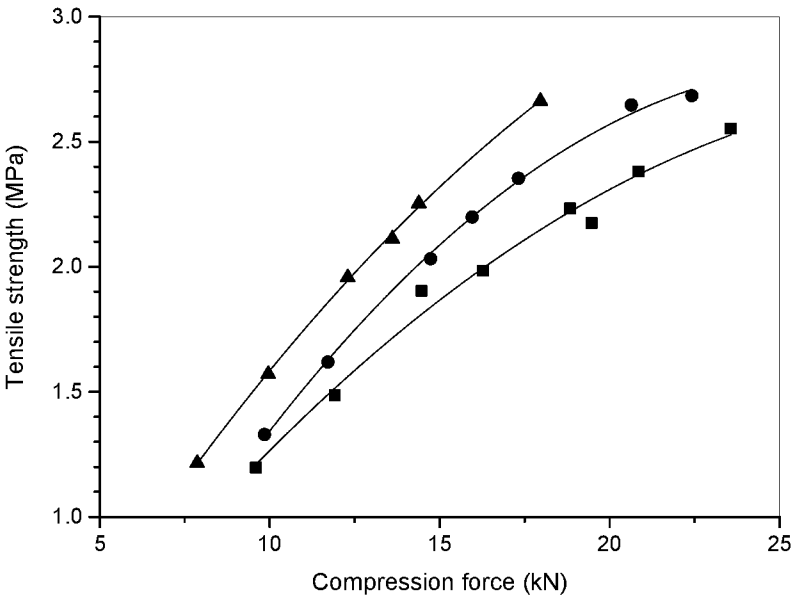


Fig. 3



INTERNATIONAL SEARCH REPORT

International application No

PCT/IB2016/052943

A. CLASSIFICATION OF SUBJECT MATTER

INV. A61K9/16

ADD.

According to International Patent Classification (IPC) or to both national classification and IPC

B. FIELDS SEARCHED

Minimum documentation searched (classification system followed by classification symbols)

A61K

Documentation searched other than minimum documentation to the extent that such documents are included in the fields searched

Electronic data base consulted during the international search (name of data base and, where practicable, search terms used)

EPO-Internal, WPI Data

C. DOCUMENTS CONSIDERED TO BE RELEVANT

Category*	Citation of document, with indication, where appropriate, of the relevant passages	Relevant to claim No.
X	WO 2013/184757 A1 (IRM LLC [US]; LELAIS GERALD [US]; EPPLE ROBERT [US]; MARSILJE III THOM) 12 December 2013 (2013-12-12) cited in the application page 66 - page 70	1-21
A	----- KASIBHATLA SHAILAJA ET AL: "EGF816, a novel covalent inhibitor of mutant-selective epidermal growth factor receptor, overcomes T790M-mediated resistance in NSCLC", CANCER RESEARCH, AMERICAN ASSOCIATION FOR CANCER RESEARCH, US, vol. 74, no. 19, Suppl, 1 October 2014 (2014-10-01), XP009191013, ISSN: 0008-5472 the whole document -----	1-21



Further documents are listed in the continuation of Box C.



See patent family annex.

* Special categories of cited documents :

"A" document defining the general state of the art which is not considered to be of particular relevance

"E" earlier application or patent but published on or after the international filing date

"L" document which may throw doubts on priority claim(s) or which is cited to establish the publication date of another citation or other special reason (as specified)

"O" document referring to an oral disclosure, use, exhibition or other means

"P" document published prior to the international filing date but later than the priority date claimed

"T" later document published after the international filing date or priority date and not in conflict with the application but cited to understand the principle or theory underlying the invention

"X" document of particular relevance; the claimed invention cannot be considered novel or cannot be considered to involve an inventive step when the document is taken alone

"Y" document of particular relevance; the claimed invention cannot be considered to involve an inventive step when the document is combined with one or more other such documents, such combination being obvious to a person skilled in the art

"&" document member of the same patent family

Date of the actual completion of the international search

27 July 2016

Date of mailing of the international search report

04/08/2016

Name and mailing address of the ISA/

European Patent Office, P.B. 5818 Patentlaan 2
NL - 2280 HV Rijswijk
Tel. (+31-70) 340-2040,
Fax: (+31-70) 340-3016

Authorized officer

Ceyte, Mathilde

INTERNATIONAL SEARCH REPORT

Information on patent family members

International application No

PCT/IB2016/052943

Patent document cited in search report	Publication date	Patent family member(s)	Publication date
WO 2013184757 A1	12-12-2013	AU 2013271733 A1	20-11-2014
		CA 2875966 A1	12-12-2013
		CL 2014003227 A1	06-02-2015
		CN 104379575 A	25-02-2015
		CO 7160047 A2	15-01-2015
		CR 20140563 A	16-01-2015
		DO P2014000277 A	15-03-2015
		EA 201492219 A1	29-05-2015
		EP 2773635 A1	10-09-2014
		JP 2015518894 A	06-07-2015
		KR 20150023555 A	05-03-2015
		NZ 627661 A	26-02-2016
		PE 07262015 A1	17-05-2015
		PH 12014502704 A1	02-02-2015
		SG 11201407793T A	30-12-2014
		TW 201350476 A	16-12-2013
		US 2015197505 A1	16-07-2015
		UY 34849 A	31-01-2014
		WO 2013184757 A1	12-12-2013

摘要

本發明涉及包含藥物物質的藥物組合物 (R, E)-N-(7-氯-1-(1-(4-(二甲基氨基)丁-2-烯醯基)氮雜環庚烷-3-基)-1H-苯並[d]咪唑-2-基)-2-甲基異煙醯胺，以及製備所述藥物組合物的方法。