



US00D883719S

(12) **United States Design Patent**
Li

(10) **Patent No.:** **US D883,719 S**

(45) **Date of Patent:** **** May 12, 2020**

- (54) **STORAGE RACK**
- (71) Applicant: **FAYIN E-COMMERCE (HONG KONG) LIMITED**, Wan Chai (HK)
- (72) Inventor: **Mingduo Li**, Guangdong (CN)
- (**) Term: **15 Years**
- (21) Appl. No.: **29/720,146**
- (22) Filed: **Jan. 10, 2020**
- (51) **LOC (12) Cl.** **06-06**
- (52) **U.S. Cl.**
USPC **D6/675.1**
- (58) **Field of Classification Search**
USPC D6/672, 675, 675.1, 675.2, 675.3, 675.4, D6/675.5
CPC .. A47F 1/00; A47F 3/00; A47F 3/0439; A47F 3/06; A47F 5/0018; A47F 5/0081; A47B 96/00; A47B 96/02; A47B 47/00; A47B 47/021
See application file for complete search history.

D760,516	S	*	7/2016	Yu	D6/680.2
D805,329	S	*	12/2017	Rockwell	D6/675.3
D808,200	S	*	1/2018	Davis	D6/675.1
D808,203	S	*	1/2018	Davis	D6/675.3
D809,835	S	*	2/2018	Greenspon	D6/681
D829,473	S	*	10/2018	Mical	D6/681
D836,956	S	*	1/2019	Tsuchiyama	D6/675.1
D860,689	S	*	9/2019	Davis	D6/672
D864,627	S	*	10/2019	Rockwell	D6/675
D866,229	S	*	11/2019	Wu	
D871,116	S	*	12/2019	Li	D6/675.1
D873,589	S	*	1/2020	Pilat	D6/682.6
D874,191	S	*	2/2020	Qi	D6/664
D874,194	S	*	2/2020	Pilat	D6/682.6

(56) **References Cited**

U.S. PATENT DOCUMENTS

D49,624	S	*	9/1916	Rought	D6/682.6
1,687,613	A	*	10/1928	Hernacki	A47G 25/0664
						211/204
3,565,020	A	*	2/1971	Schier	A47B 96/028
						108/152
D247,592	S	*	3/1978	Eisen	D6/673
D248,915	S	*	8/1978	Brandenfels	D6/672
D311,099	S	*	10/1990	Yau Kee	D6/300
D363,834	S	*	11/1995	Thompson	D6/662.1
D415,365	S	*	10/1999	Nicklas	D6/684
D436,263	S	*	1/2001	Alcala	D6/336
D582,188	S	*	12/2008	Martin	D6/552
D653,475	S	*	2/2012	Thompson	D6/662.1
D692,701	S	*	11/2013	Peggs	D6/675.1
D706,064	S	*	6/2014	Ota	D6/675.3
D747,124	S	*	1/2016	O'Donnell, Sr.	D6/662.1
D749,879	S	*	2/2016	Wall	D6/680.3

OTHER PUBLICATIONS

- <https://www.songmics.com/entryway-storage-coat-rack-uhrs86bx.html>*
- <https://www.songmics.com/vintage-coat-shoe-rack-uhrs40b.html>*

* cited by examiner

Primary Examiner — Kelley A Donnelly
(74) *Attorney, Agent, or Firm* — ZANIP

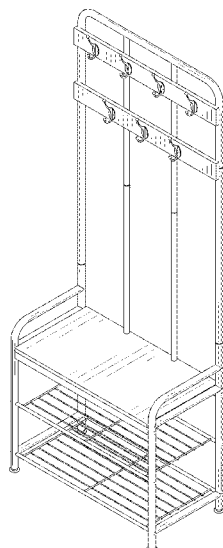
(57) **CLAIM**

The ornamental design for a storage rack, as shown and described.

DESCRIPTION

FIG. 1 is a front and top perspective view of a storage rack, showing my new design;
 FIG. 2 is a front elevational view thereof;
 FIG. 3 is a rear elevational view thereof;
 FIG. 4 is a left side elevational view thereof;
 FIG. 5 is a right side elevational view thereof;
 FIG. 6 is a top plan view thereof; and,
 FIG. 7 is a bottom plan view thereof.
 The broken lines in the figures illustrate portions of the storage rack that form no part of the claimed design.

1 Claim, 7 Drawing Sheets



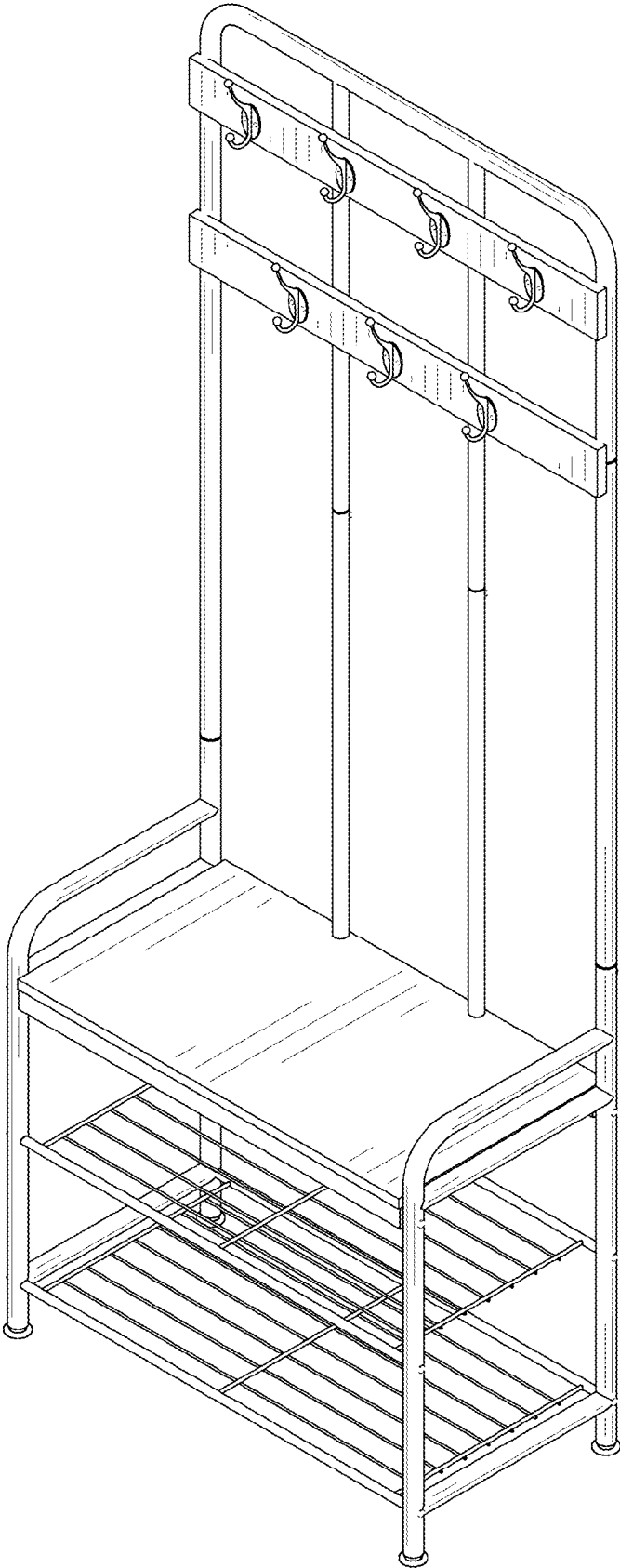


FIG. 1

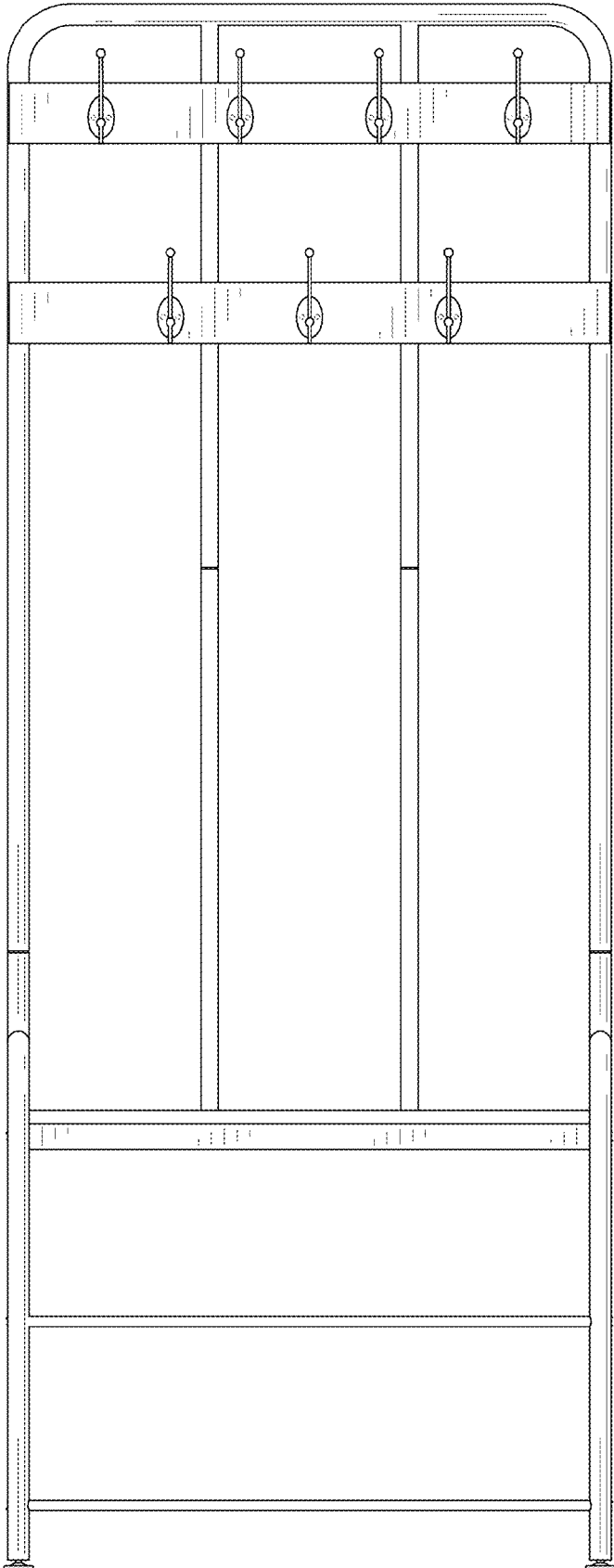


FIG. 2




FIG. 3




FIG. 4




FIG. 5

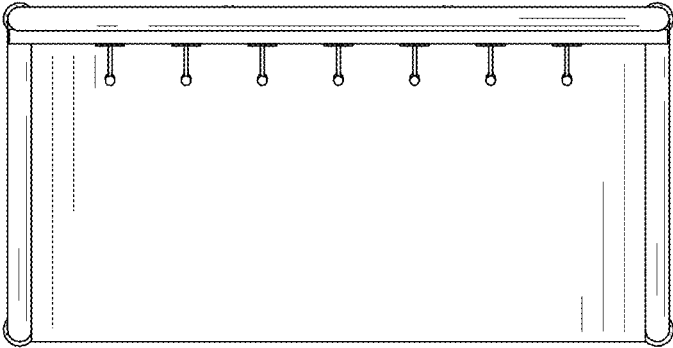


FIG. 6

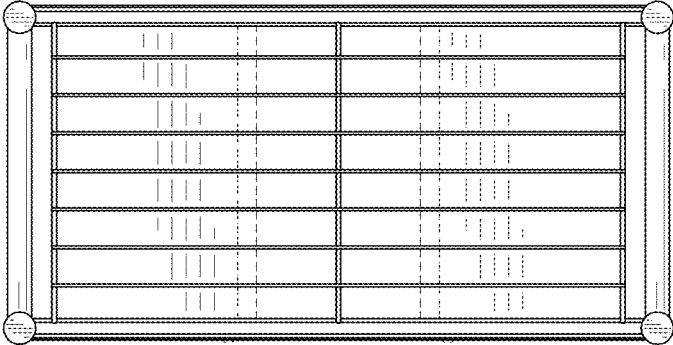


FIG. 7