



US00D490249S

(12) **United States Design Patent**
Sugita

(10) **Patent No.:** **US D490,249 S**

(45) **Date of Patent:** **** May 25, 2004**

(54) **SUIT HANGER**

(75) **Inventor:** **Haruo Sugita, Tokyo (JP)**

(73) **Assignee:** **Taya Company Limited, Tokyo (JP)**

(**) **Term:** **14 Years**

(21) **Appl. No.:** **29/173,314**

(22) **Filed:** **Dec. 26, 2002**

(30) **Foreign Application Priority Data**

Jul. 10, 2002 (JP) 2002-018451

(51) **LOC (7) Cl.** **06-08**

(52) **U.S. Cl.** **D6/318**

(58) **Field of Search** D6/513, 315, 318,
D6/319, 328; 211/113, 115, 119; 223/85,
87-96, 98, DIG. 1

(56) **References Cited**

U.S. PATENT DOCUMENTS

2,941,704 A * 6/1960 Slutzky 223/94
3,802,610 A * 4/1974 Love et al. 223/94

3,858,770 A * 1/1975 Murray 223/94
D322,175 S * 12/1991 Chen D6/318
D323,071 S * 1/1992 Anderson et al. D6/317
5,590,823 A * 1/1997 Lunde 223/94

* cited by examiner

Primary Examiner—B. J. Bullock

(74) *Attorney, Agent, or Firm*—Alan Kamrath; Rider
Bennett, LLP

(57) **CLAIM**

The ornamental design for a suit hanger, as shown and
described.

DESCRIPTION

FIG. 1 is a perspective view of suit hanger showing my new
design;

FIG. 2 is a front view thereof;

FIG. 3 is a rear view thereof;

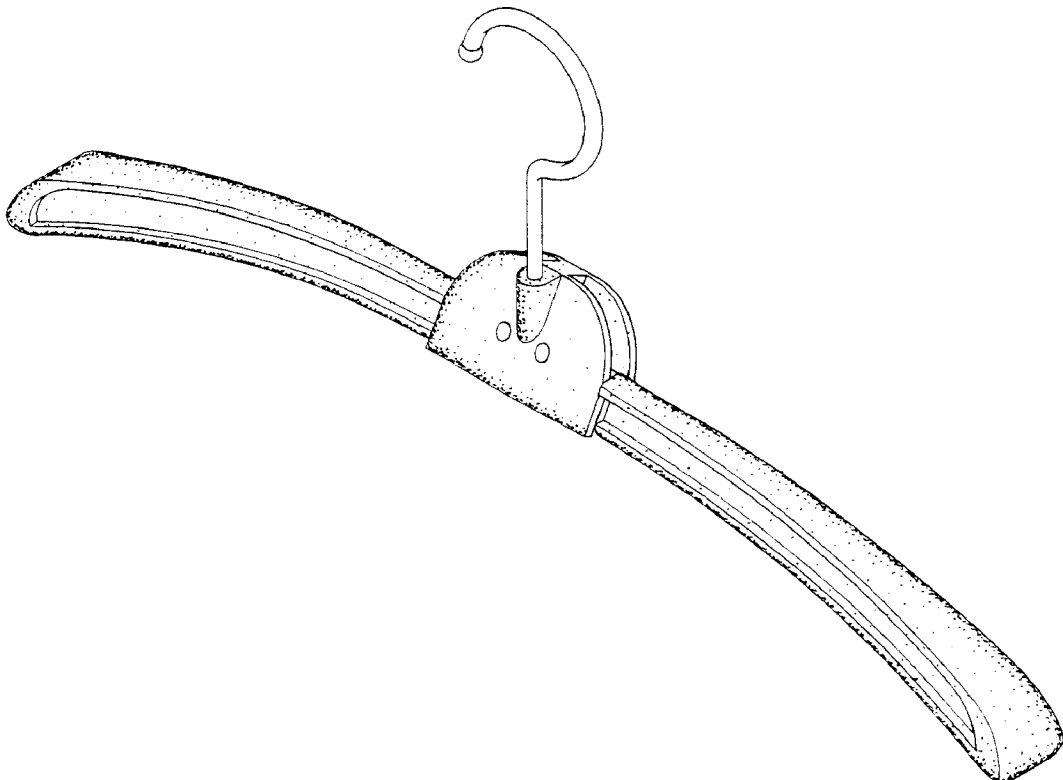
FIG. 4 is a left view thereof;

FIG. 5 is a right view thereof;

FIG. 6 is a top view thereof; and,

FIG. 7 is a bottom view thereof.

1 Claim, 2 Drawing Sheets



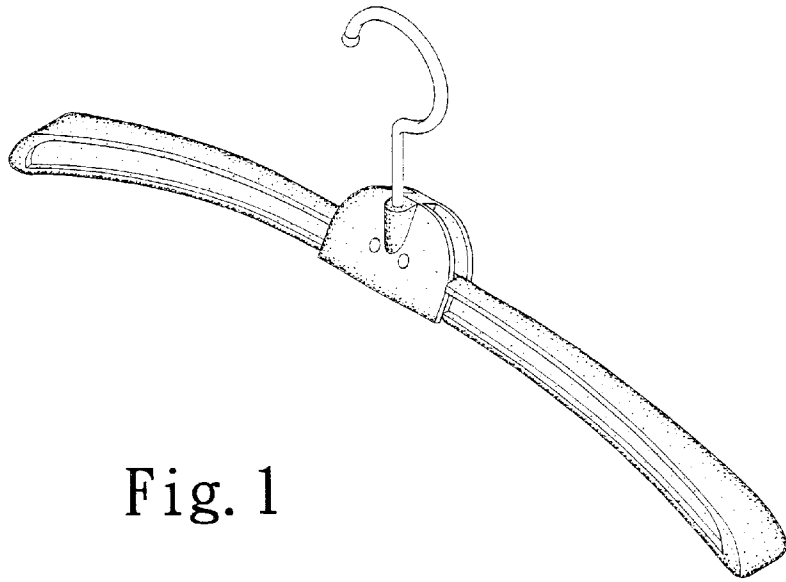


Fig. 1

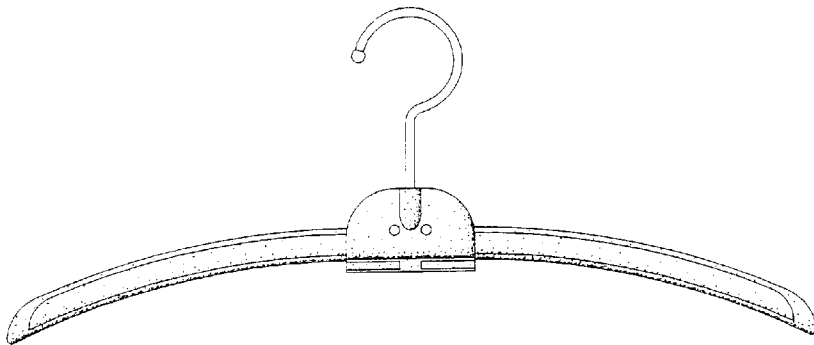


Fig. 2

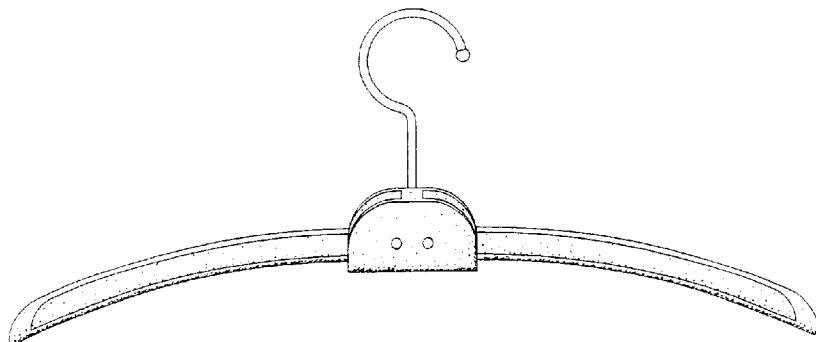


Fig. 3

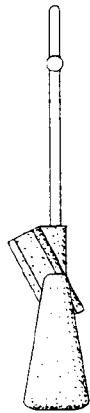


Fig. 4

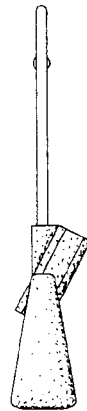


Fig. 5

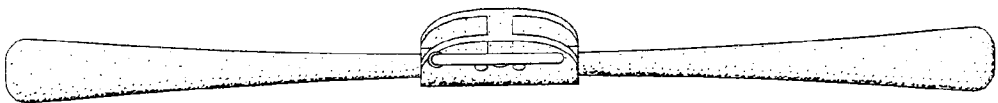


Fig. 6

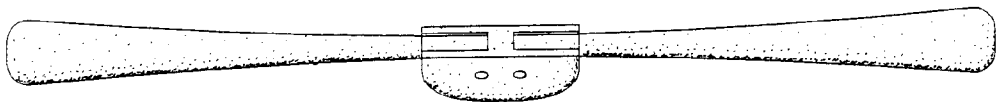


Fig. 7