



US00D600405S

(12) **United States Design Patent**
Soresina et al.

(10) **Patent No.:** **US D600,405 S**

(45) **Date of Patent:** **** Sep. 15, 2009**

(54) **HAIRDRYER**

(76) Inventors: **Claudio Soresina**, Via Maestri Comacini
65, Morbio Inferiore (CH) 6834; **Flavio**
Soresina, Via Motta 35, Mendrisio (CH)
6850

(**) Term: **14 Years**

(21) Appl. No.: **29/325,431**

(22) Filed: **Oct. 1, 2008**

(30) **Foreign Application Priority Data**

Apr. 1, 2008 (WO) DM/069 944

(51) **LOC (9) Cl.** **28-03**

(52) **U.S. Cl.** **D28/13**

(58) **Field of Classification Search** D28/12-19;
34/96-101, 201; 392/380, 381, 383-385
See application file for complete search history.

(56) **References Cited**

U.S. PATENT DOCUMENTS

3,860,174 A *	1/1975	Cercone	239/135
D422,114 S *	3/2000	Gudefin	D28/13
D428,528 S *	7/2000	Deguines	D28/13
6,377,749 B2 *	4/2002	Ohmura	392/385
D462,140 S *	8/2002	Watanabe et al.	D28/13

D494,318 S *	8/2004	Nishizawa et al.	D28/13
D536,482 S *	2/2007	Koenemann	D28/13
D544,998 S *	6/2007	Petrucelli	D28/13
D559,443 S *	1/2008	Smith et al.	D28/13

* cited by examiner

Primary Examiner—Janice E Seeger

Assistant Examiner—Zenja I Bennett

(74) *Attorney, Agent, or Firm*—Young & Thompson

(57) **CLAIM**

The ornamental design for a hairdryer, as shown.

DESCRIPTION

FIG. 1 is a front and side perspective view of a hair dryer showing our new design;

FIG. 2 is a rear and bottom perspective view thereof;

FIG. 3 is a front elevational view thereof;

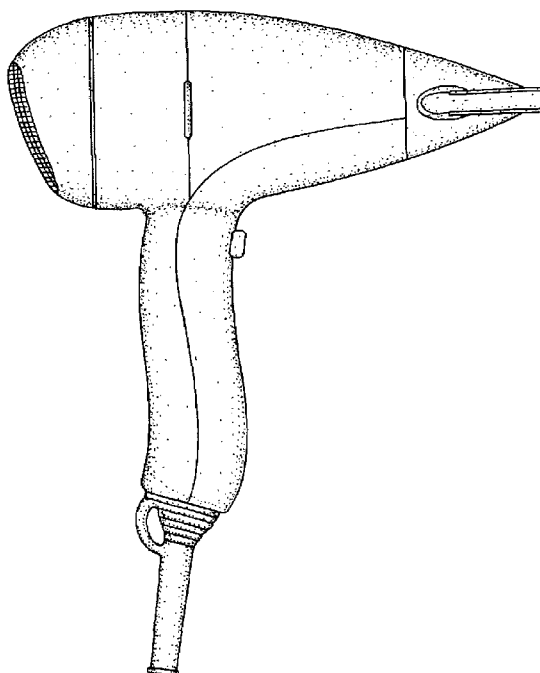
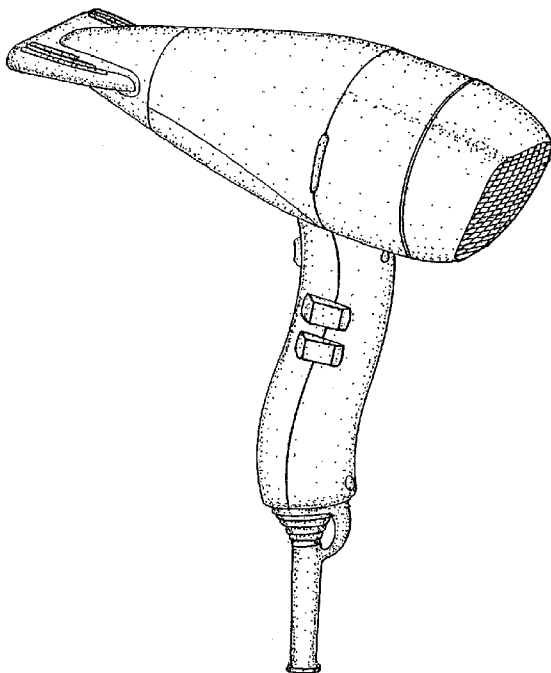
FIG. 4 is a side elevational view thereof from the left of FIG. 3;

FIG. 5 is a top plan view thereof;

FIG. 6 is a side elevational view thereof from the right of FIG. 3; and,

FIG. 7 is a rear elevational view thereof.

1 Claim, 3 Drawing Sheets



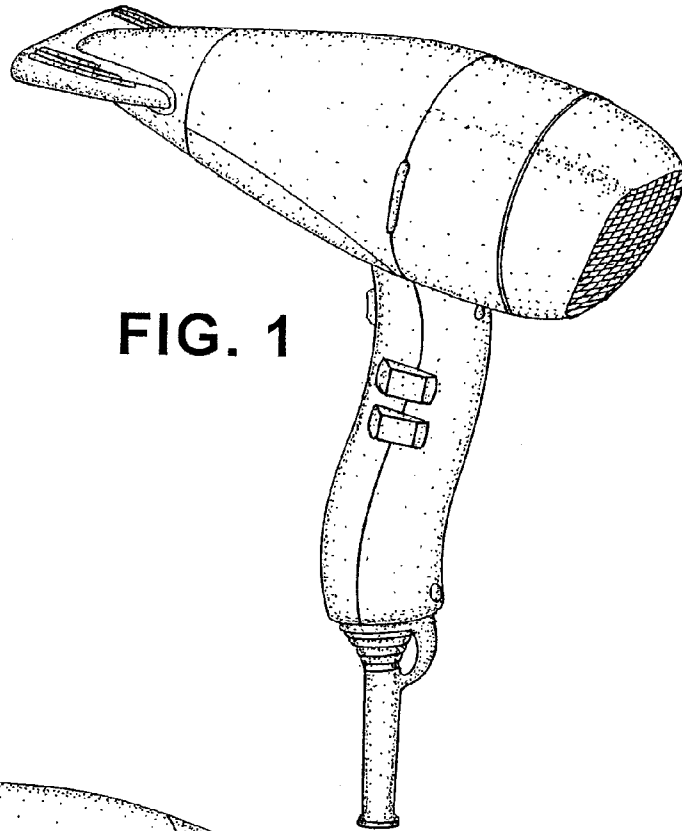


FIG. 1

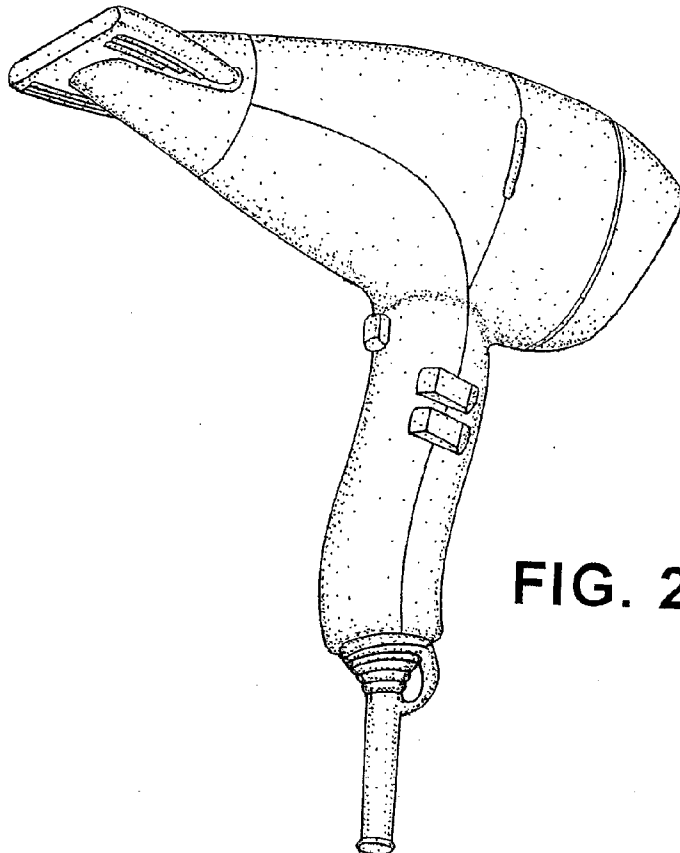


FIG. 2

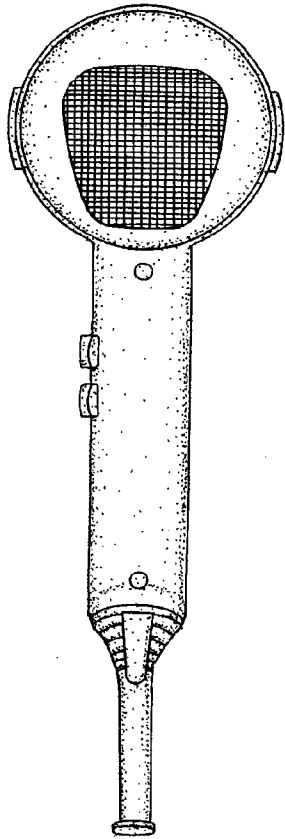


FIG. 3

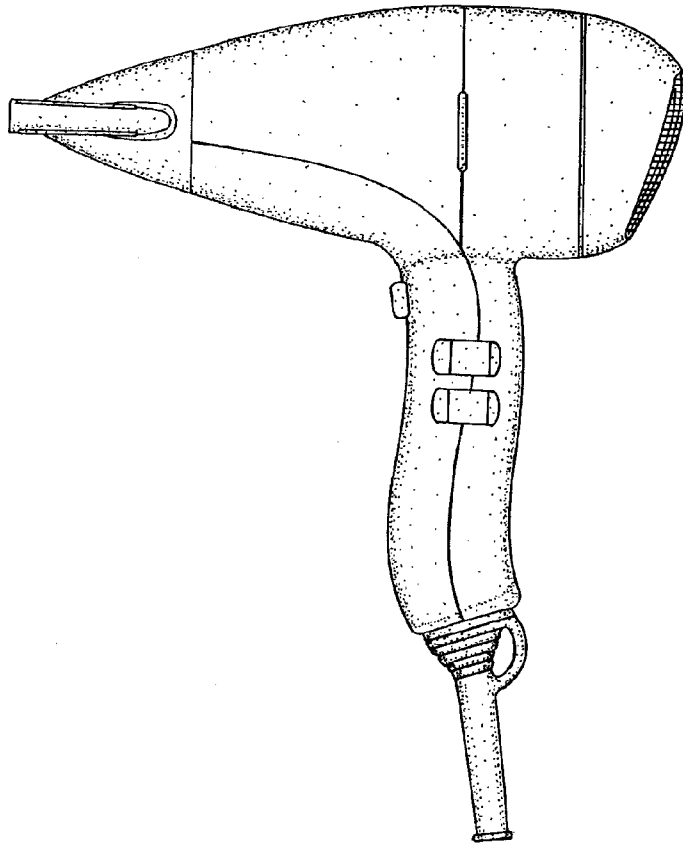


FIG. 4

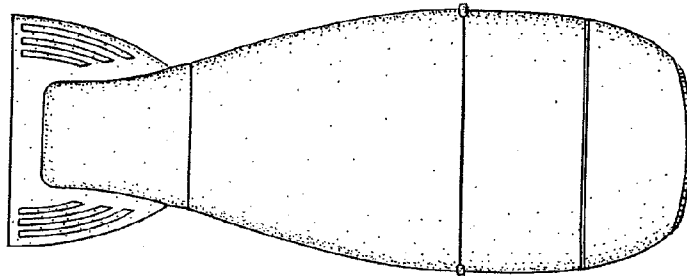


FIG. 5

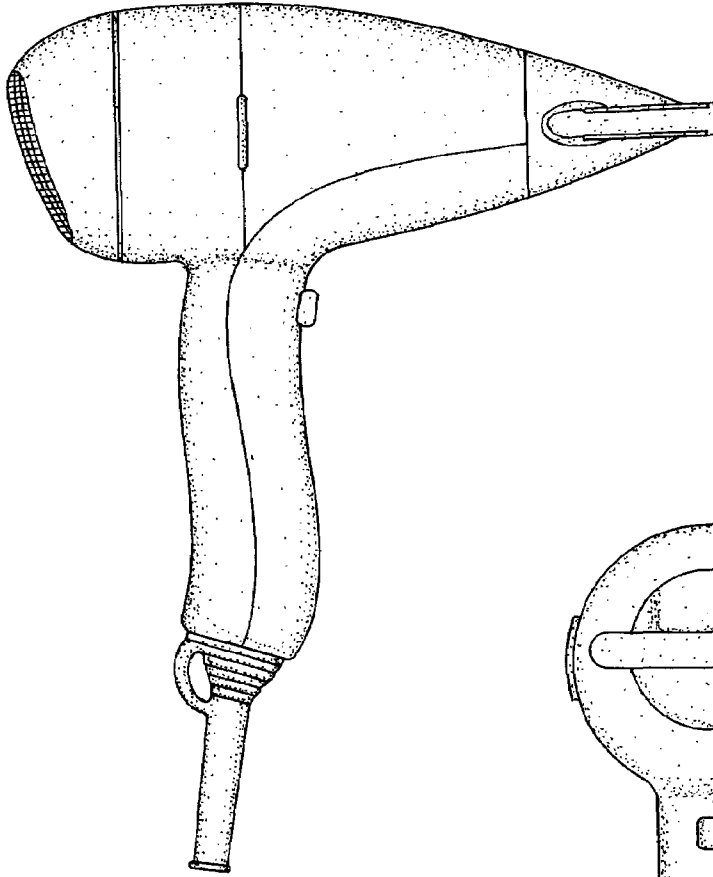


FIG. 6

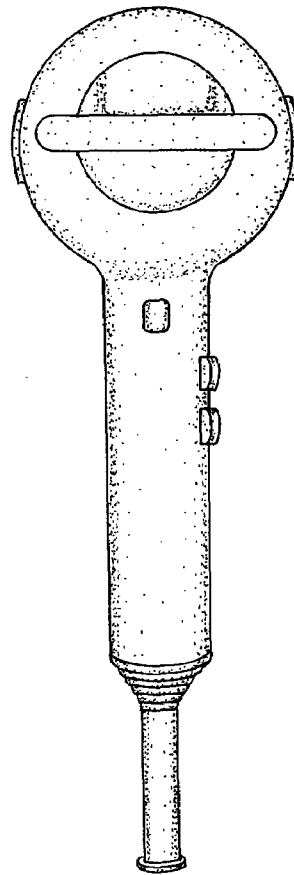


FIG. 7