



US00D721250S

(12) **United States Design Patent**
Chen et al.

(10) **Patent No.:** **US D721,250 S**

(45) **Date of Patent:** **** Jan. 20, 2015**

(54) **BEVERAGE CONTAINER**

(71) Applicants: **Andrew Chen**, Claremont, CA (US);
Po-Hsien Tu, Kaohsiung (TW)

(72) Inventors: **Andrew Chen**, Claremont, CA (US);
Po-Hsien Tu, Kaohsiung (TW)

(73) Assignee: **Maxplus International Inc.**, La Verne,
CA (US)

(**) Term: **14 Years**

(21) Appl. No.: **29/451,665**

(22) Filed: **Apr. 5, 2013**

(51) **LOC (10) Cl.** **07-01**

(52) **U.S. Cl.**
USPC **D7/510**

(58) **Field of Classification Search**

CPC A47G 19/2205; A47G 19/2266-19/2272

USPC D7/509-511, 523, 529-536, 392.1,

D7/396.2; 220/703-710, 254.3; 215/387,

215/388; D9/525, 503, 435, 440, 445, 447,

D9/449, 450

See application file for complete search history.

(56) **References Cited**

U.S. PATENT DOCUMENTS

4,485,963	A	12/1984	Panicci	
4,732,303	A *	3/1988	Wang	222/484
D370,828	S *	6/1996	Green	D7/510
D372,639	S *	8/1996	Kristinik	D7/511
D632,176	S	2/2011	McKinney	
D632,525	S *	2/2011	George	D7/523
D649,402	S *	11/2011	Gilbert et al.	D7/510
D653,081	S	1/2012	George	
D655,134	S *	3/2012	Gilbert	D7/510
D682,034	S *	5/2013	El-Saden et al.	D7/510
D695,069	S *	12/2013	Lane	D7/510
8,672,174	B1 *	3/2014	McMullin	220/703
8,827,099	B2 *	9/2014	Joy et al.	220/254.3
2003/0168455	A1 *	9/2003	Zettle et al.	220/254.3
2010/0170902	A1 *	7/2010	Britto et al.	220/709
2012/0305559	A1 *	12/2012	Steininger	220/254.3

* cited by examiner

Primary Examiner — Susan Bennett Hattan

Assistant Examiner — Brett Miller

(74) *Attorney, Agent, or Firm* — Vic Lin; Innovation Capital
Law Group, LLP

(57) **CLAIM**

We claim the ornamental design for a beverage container, as
shown.

DESCRIPTION

FIG. 1 is a perspective view of a beverage container with a
closed lid;

FIG. 2 is a front elevation view of the beverage container with
the closed lid;

FIG. 3 is a rear elevation view of the beverage container with
the closed lid;

FIG. 4 is a left elevation view of the beverage container with
the closed lid;

FIG. 5 is a right elevation view of the beverage container with
the closed lid;

FIG. 6 is a top plan view of a the beverage container with the
closed lid;

FIG. 7 is a bottom plan view of the beverage container with
the closed lid;

FIG. 8 is a perspective view of the beverage container with an
opened lid;

FIG. 9 is a front elevation view of the beverage container with
the opened lid;

FIG. 10 is a rear elevation view of the beverage container with
the opened lid;

FIG. 11 is a left elevation view of the beverage container with
the opened lid;

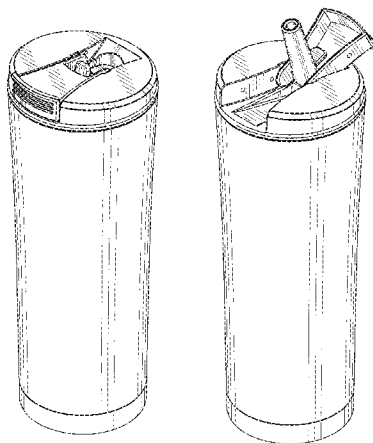
FIG. 12 is a right elevation view of the beverage container
with the opened lid;

FIG. 13 is a top plan view of a the beverage container with the
opened lid; and,

FIG. 14 is a bottom plan view of the beverage container with
the opened lid.

The broken lines depict portions of the article that form no
part of the claimed design.

1 Claim, 8 Drawing Sheets



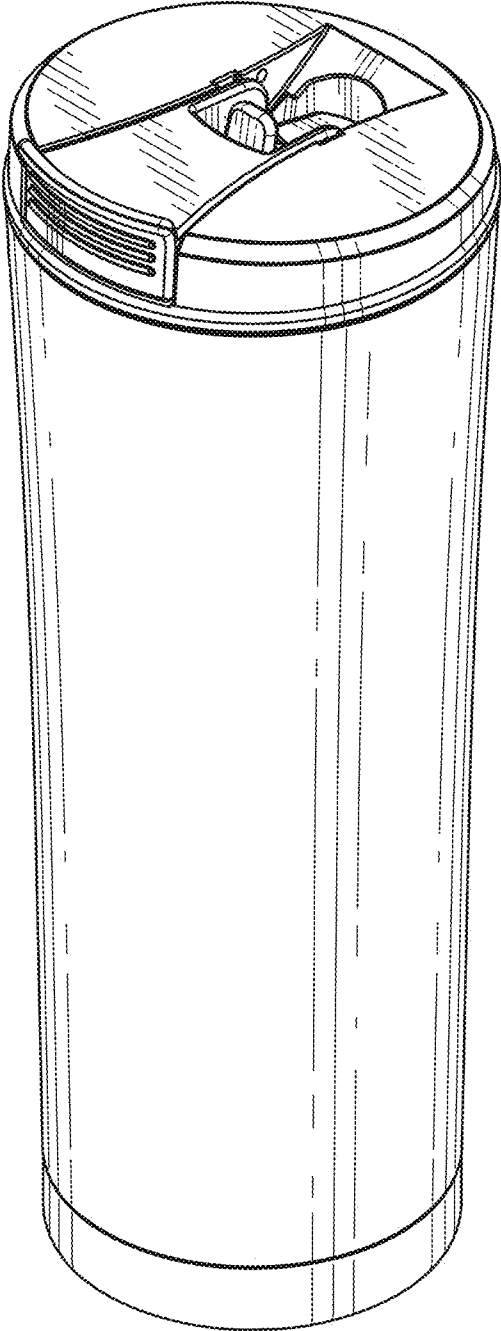


FIG. 1

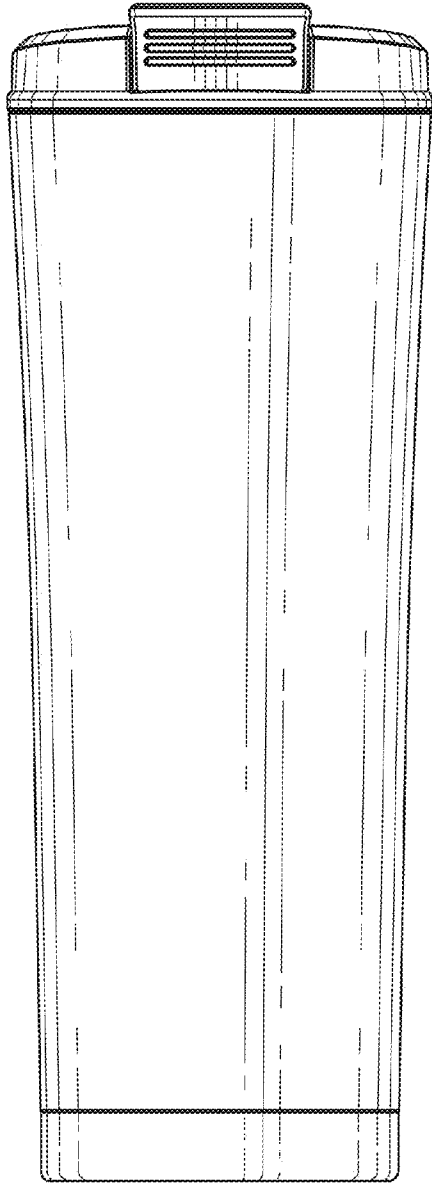


FIG. 2

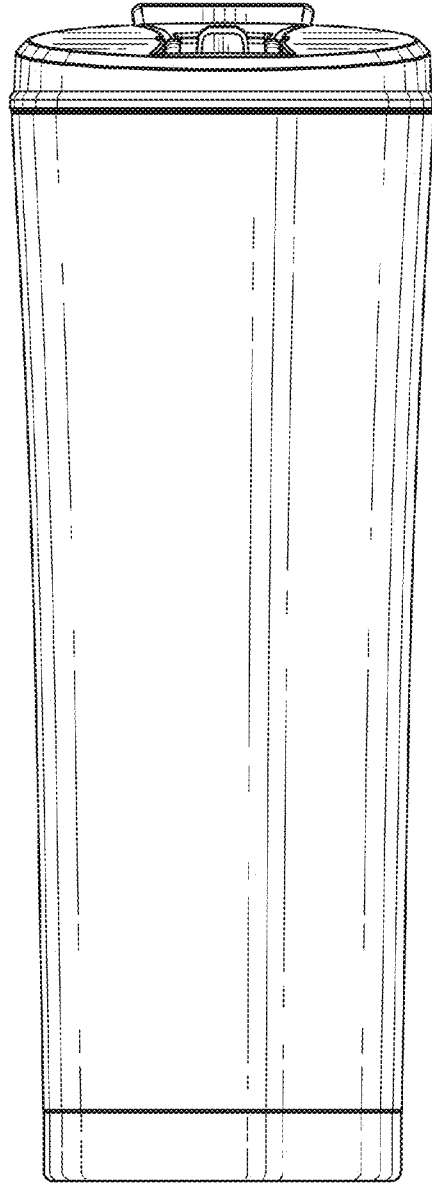


FIG. 3

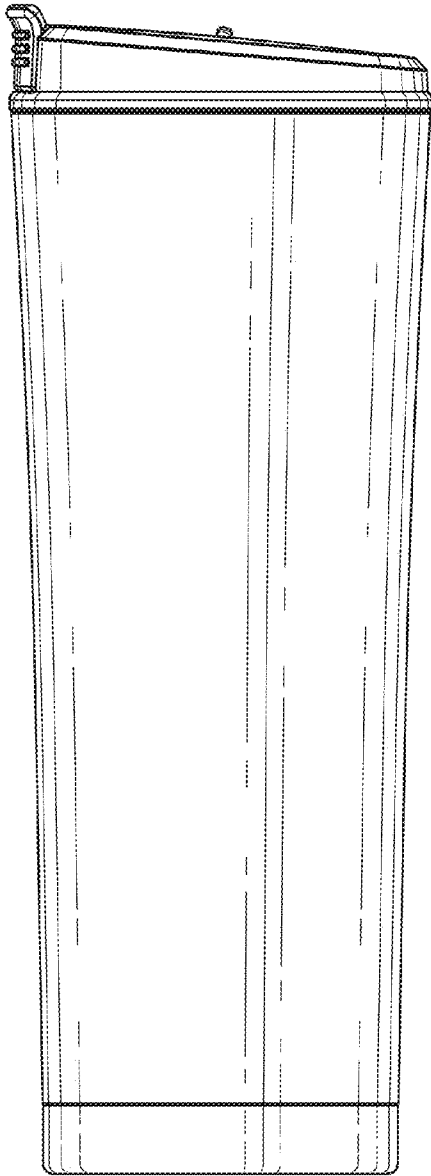


FIG. 4

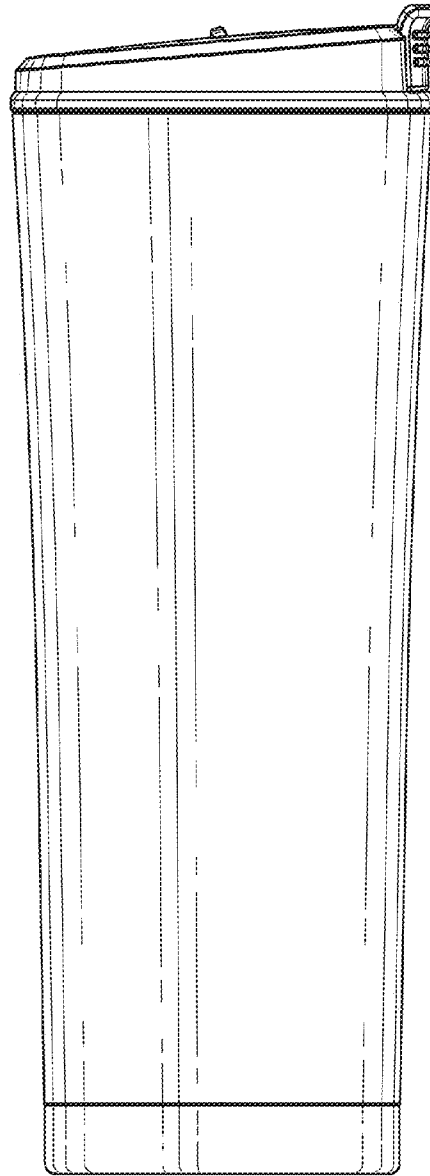


FIG. 5

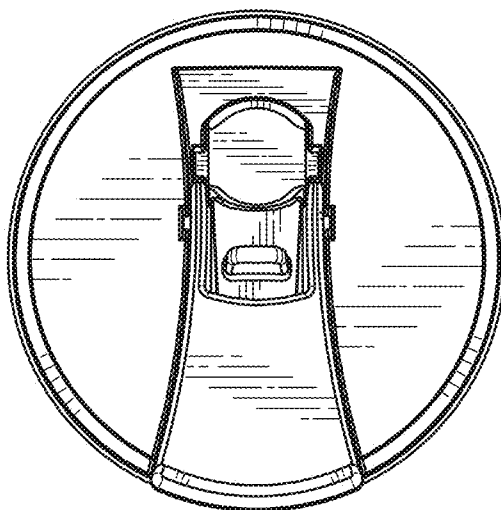


FIG. 6

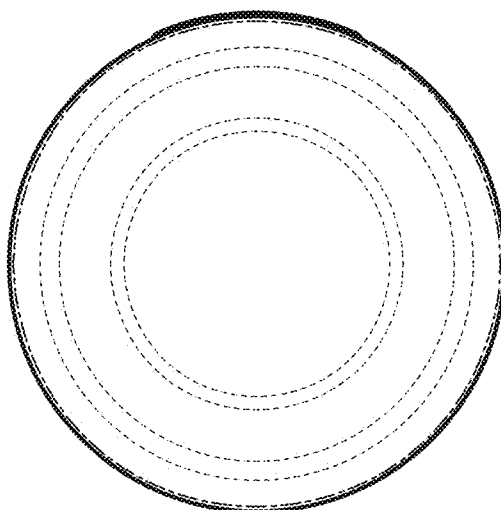


FIG. 7

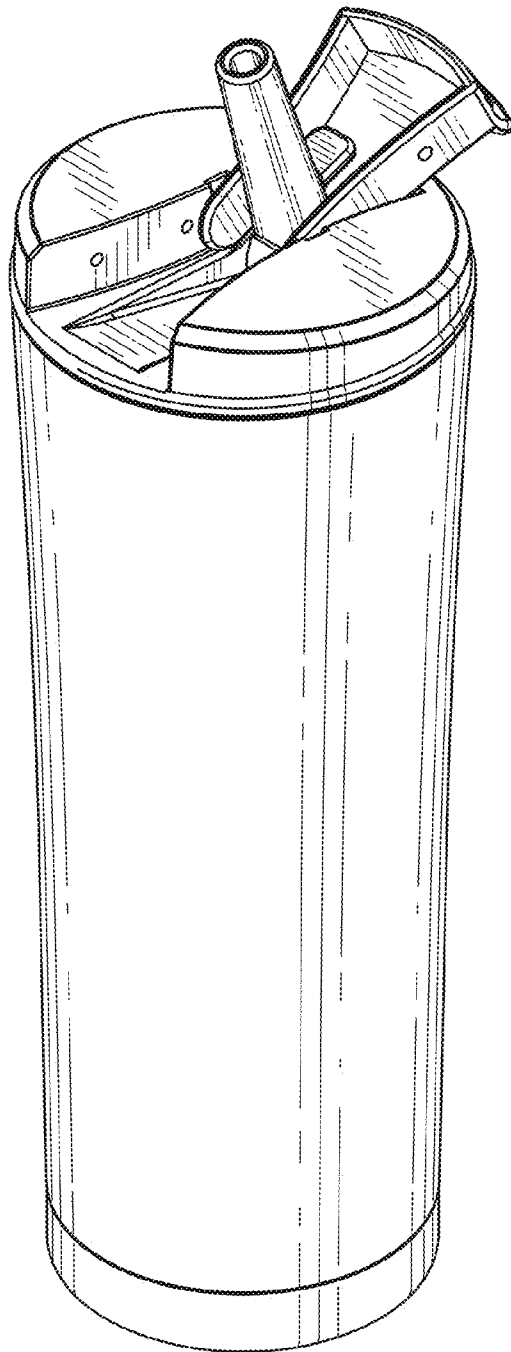


FIG. 8

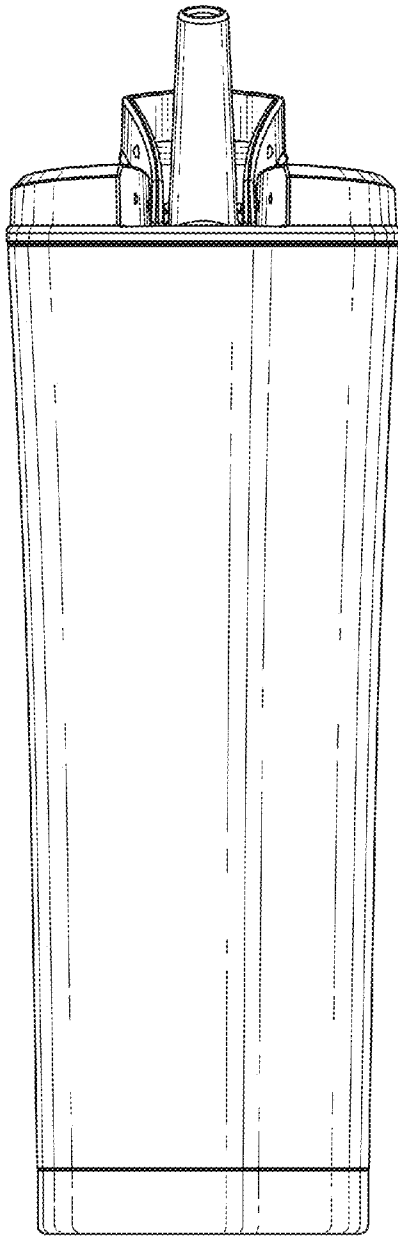


FIG. 9

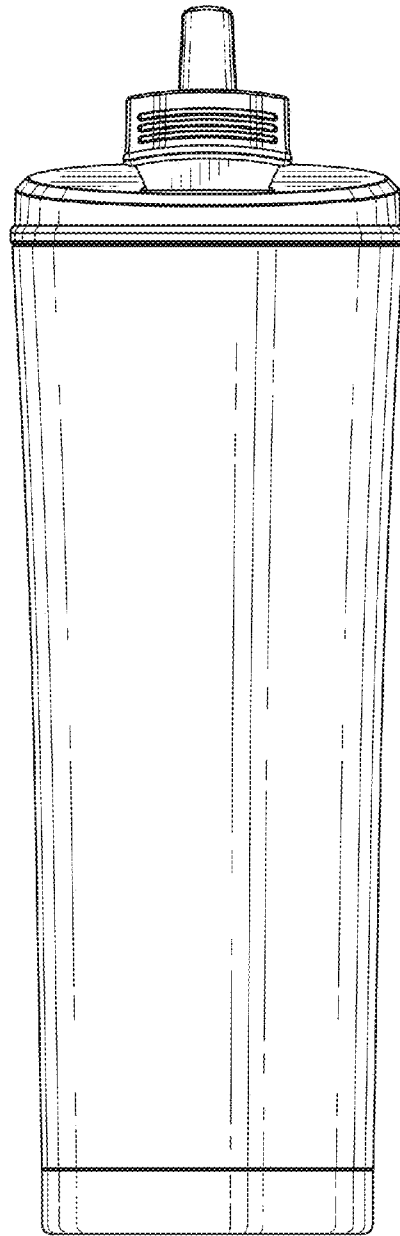


FIG. 10

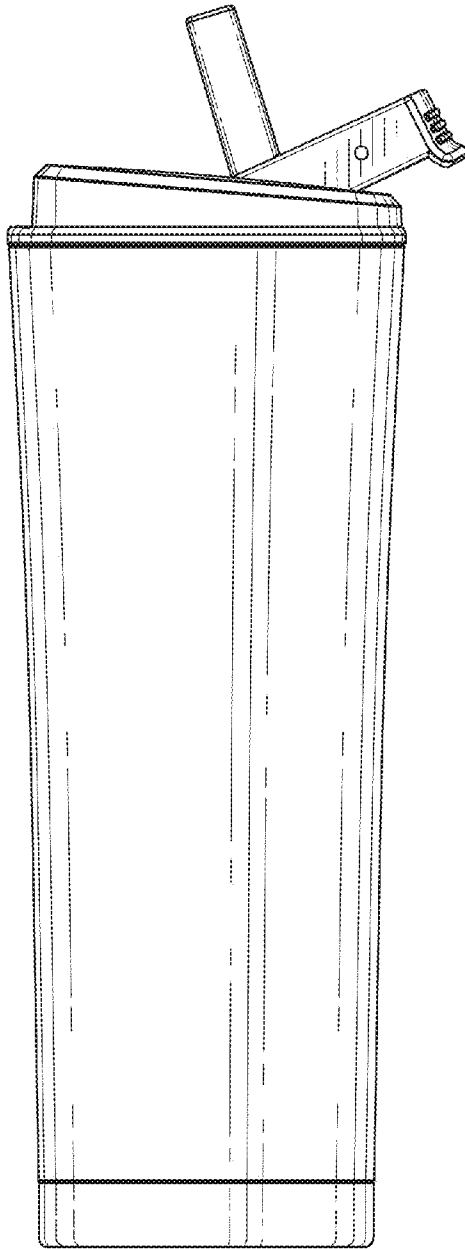


FIG. 11

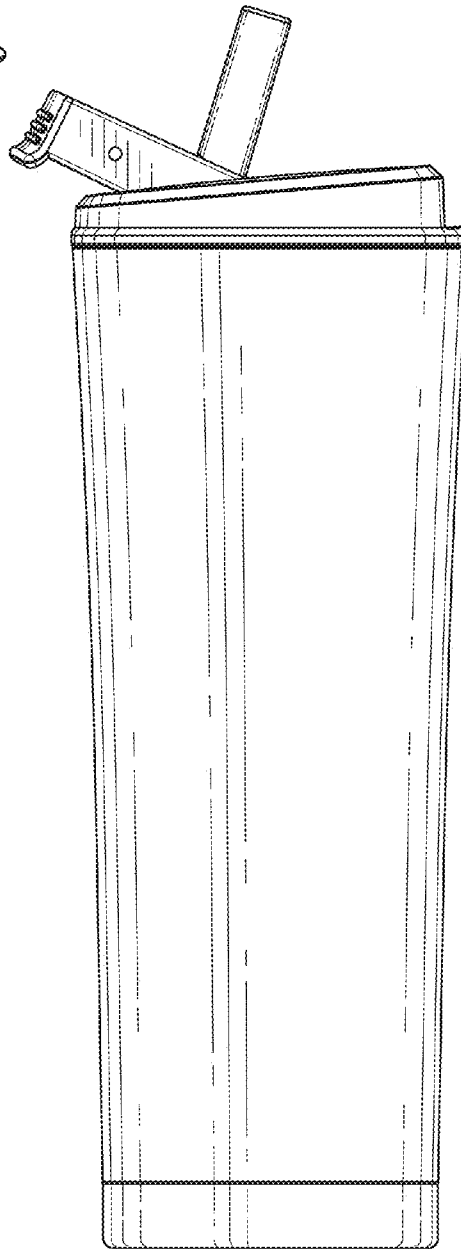


FIG. 12

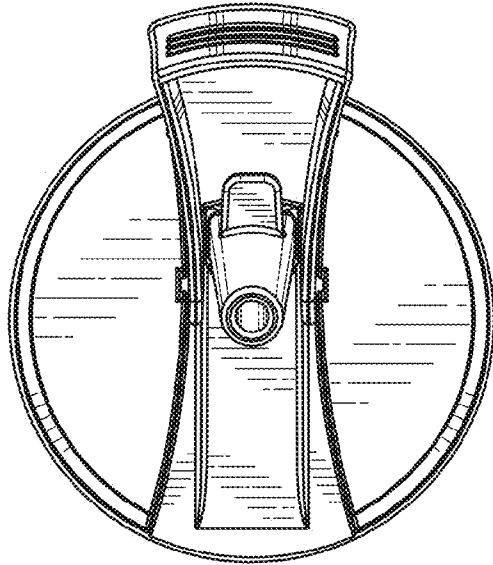


FIG. 13




FIG. 14