

(19) World Intellectual Property Organization
International Bureau



(43) International Publication Date
19 November 2009 (19.11.2009)

PCT

(10) International Publication Number
WO 2009/138340 A1

(51) International Patent Classification:

C07D 401/14 (2006.01) A61P 29/00 (2006.01)
A61K 31/506 (2006.01)

(21) International Application Number:

PCT/EP2009/055443

(22) International Filing Date:

6 May 2009 (06.05.2009)

(25) Filing Language:

English

(26) Publication Language:

English

(30) Priority Data:

61/053,896 16 May 2008 (16.05.2008) US

(71) Applicant (for all designated States except US): **F. HOFFMANN-LA ROCHE AG** [CH/CH]; Grenzacherstrasse 124, CH-4070 Basel (CH).

(72) Inventors; and

(75) Inventors/Applicants (for US only): **ARZENO, Humberto Bartolome** [US/US]; 21902 Lindy Lane, Cupertino, California 95014 (US). **DUNN, James Patrick** [US/US]; 270 Portola Court, Los Altos, California 94022 (US). **GOLDSTEIN, David Michael** [US/US]; 7045 Huntsfield Court, San Jose, California 95120 (US). **GONG, Leyi** [US/US]; 2259 Armada Way, San Mateo, California 94404 (US). **HAN, Xiaochun** [CN/US]; 680 Bellflower Avenue, #11, Sunnyvale, California 94086 (US). **HOGG, Joan Heather** [CA/US]; 979 Edmonds Way, Sunnyvale, California 94087 (US). **JAHANGIR, Alam** [US/US]; 3655 Valley Ridge Lane, San Jose, California 95148 (US). **PALMER, Wylie Solang** [US/US]; 2360 Jane Lane, Mountain View, California 94043 (US).

REUTER, Deborah Carol [US/US]; 172 Eleanor Avenue, Los Altos, California 94022 (US). **SILVA, Tania** [PT/US]; 771 Privet Court, Sunnyvale, California 94086 (US). **TIVITMAHAISOON, Parcharee** [US/US]; 1405 Marshall Street, #603, Redwood City, California 94063 (US). **TREJO-MARTIN, Teresa Alejandra** [MX/US]; 32772 South Artistry Loop, Union City, California 94587 (US). **WU, Shao-Yong** [US/US]; 22393 McClennan Road, Cupertino, California 95014 (US).

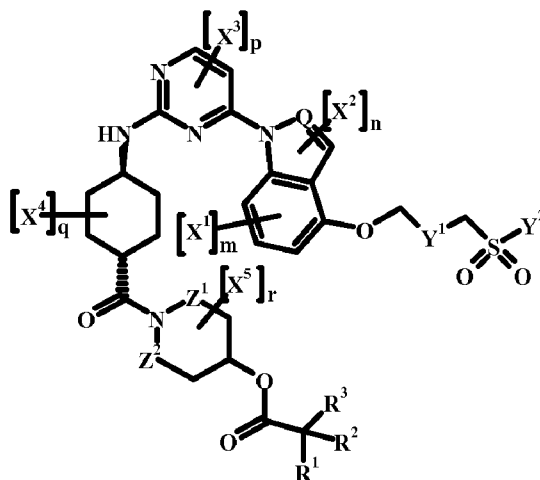
(74) Agent: **HEIROTH, Ulrike**; Grenzacherstrasse 124, CH-4070 Basel (CH).

(81) Designated States (unless otherwise indicated, for every kind of national protection available): AE, AG, AL, AM, AO, AT, AU, AZ, BA, BB, BG, BH, BR, BW, BY, BZ, CA, CH, CN, CO, CR, CU, CZ, DE, DK, DM, DO, DZ, EC, EE, EG, ES, FI, GB, GD, GE, GH, GM, GT, HN, HR, HU, ID, IL, IN, IS, JP, KE, KG, KM, KN, KP, KR, KZ, LA, LC, LK, LR, LS, LT, LU, LY, MA, MD, ME, MG, MK, MN, MW, MX, MY, MZ, NA, NG, NI, NO, NZ, OM, PG, PH, PL, PT, RO, RS, RU, SC, SD, SE, SG, SK, SL, SM, ST, SV, SY, TJ, TM, TN, TR, TT, TZ, UA, UG, US, UZ, VC, VN, ZA, ZM, ZW.

(84) Designated States (unless otherwise indicated, for every kind of regional protection available): ARIPO (BW, GH, GM, KE, LS, MW, MZ, NA, SD, SL, SZ, TZ, UG, ZM, ZW), Eurasian (AM, AZ, BY, KG, KZ, MD, RU, TJ, TM), European (AT, BE, BG, CH, CY, CZ, DE, DK, EE, ES, FI, FR, GB, GR, HR, HU, IE, IS, IT, LT, LU, LV, MC, MK, MT, NL, NO, PL, PT, RO, SE, SI, SK, TR), OAPI (BF, BJ, CF, CG, CI, CM, GA, GN, GQ, GW, ML, MR, NE, SN, TD, TG).

[Continued on next page]

(54) Title: INHIBITORS OF JNK



I

(57) Abstract: The invention relates to prodrugs of JNK inhibitors and corresponding methods, formulations, and compositions for inhibiting JNK and treating JNK-mediated disorders. The application discloses prodrugs of JNK inhibitors, as described below in formula (I), wherein m, n, p, q, r, R¹, R², R³, X, X¹, X², X³, X⁴, X⁵, Y¹, Y², Z¹, and Z² are as defined herein. The compounds and compositions disclosed herein are useful to modulate the activity of JNK and treat diseases associated with JNK activity. Disclosed are methods and formulations for inhibiting JNK and treating JNK-mediated disorders, and the like, with the compounds, and processes for making said compounds, and corresponding compositions, disclosed herein.

Published:

— with international search report (Art. 21(3))

— before the expiration of the time limit for amending the claims and to be republished in the event of receipt of amendments (Rule 48.2(h))

INHIBITORS OF JNK

This invention relates generally to the fields of medicinal chemistry and treatment of inflammatory disorders. More particularly, the invention relates to prodrugs of JNK inhibitors, processes for making said inhibitors, and corresponding methods, formulations, and compositions for inhibiting JNK and treating JNK-mediated disorders, and the like.

JNK The c-Jun N-terminal kinases (JNKs) are members of mitogen-activated protein kinase family along with p38 and extracellular signal-regulated kinases (ERKs). Three distinct genes (jnk1, jnk2 and jnk3) encoding 10 splice variants have been identified. JNK1 and JNK2 are expressed in a wide variety of tissues, whereas JNK3 is mainly expressed in neurons, and to a lesser extent in heart and testes. Members of JNK family are activated by pro-inflammatory cytokines such as tumor necrosis factor α (TNF- α) and interleukin-1 β (IL-1 β), as well as environmental stresses. The activation of JNKs is mediated by its upstream kinases, MKK4 and MKK7, via dual phosphorylation of Thr-183 and Tyr-185. It has been shown that MKK4 and MKK7 can be activated by the diverse upstream kinases, including MEKK1 and MEKK4, depending upon the external stimuli and cellular context. The specificity of JNK signaling is achieved by forming a JNK-specific signaling complex containing multiple components of the kinase cascade by use of scaffold proteins called JNK-interacting proteins. JNKs have been shown to play important roles in inflammation, T cell functions, apoptosis and cellular survival by phosphorylating specific substrates, including transcription factors such as c-Jun, the component of activator protein-1 (AP1) family, and ATF2, as well as non-transcription factors such as IRS-1 and Bcl-2. Over-activation of JNK is believed to be an important mechanism in autoimmune, inflammatory, metabolic, neurological diseases as well as cancer.

Rheumatoid arthritis (RA) is a systemic autoimmune disease characterized by chronic inflammation of the joints. In addition to the joint swelling and pain caused by the inflammatory process, most RA patients ultimately develop debilitating joint damage and deformation. Several lines of compelling pharmacological and genetic evidence in cellular and animal models strongly suggest the relevance and importance of the activated JNK in the

- 2 -

pathogenesis of RA. First, abnormal activation of JNK was detected in both human arthritic joints from RA patients and rodent arthritic joints from animal models of arthritis. In addition, inhibition of JNK activation by selective JNK inhibitors blocked proinflammatory cytokines and MMP production in human synoviocytes, macrophages and lymphocytes. Importantly, administration of the selective JNK inhibitors in rats with adjuvant arthritis or in mice with collagen-induced arthritis effectively protected joints from destruction and significantly reduced paw swelling by inhibiting cytokine and collagenase expression.

Asthma is a chronic inflammatory disease of airways, characterized by the presence of a cellular inflammatory process and by bronchial hyper-responsiveness associated with structural changes of the airways. This disorder has been shown to be driven by many cell types in the airways, including T lymphocytes, eosinophils, mast cells, neutrophils and epithelial cells. JNKs have emerged as promising therapeutic targets for asthma based upon the recent proof-of-concept studies: it has been shown that JNK inhibitors significantly blocked RANTES production in activated human airway smooth cells. More importantly, the JNK inhibitors showed good efficacy in chronic rat and mouse models for their abilities to reduce cellular infiltration, inflammation, hyper-responsiveness, smooth muscle proliferation, and IgE production. These observations suggest important roles of JNKs in the allergic inflammation, airway remodeling process associated with hyper-responsiveness. Therefore, blockade of JNK activity is expected to be beneficial for the treatment of asthma.

Type 2 diabetes is the most serious and prevalent metabolic disease characterized by insulin resistance and insulin secretion impairment as a result of chronic low-level inflammation and abnormal lipid metabolism associated with oxidative stress. It has been reported that JNK activity is abnormally elevated in various diabetic target tissues under obese and diabetic conditions. Activation of the JNK pathway by pro-inflammatory cytokines and oxidative stresses negatively regulates insulin signaling via phosphorylation of insulin receptor substrate-1 (IRS-1) at Ser³⁰⁷, therefore contributes to insulin resistance and glucose tolerance. Compelling genetic evidence came from elegant animal model studies using *jnk*^{-/-} mice crossed with either genetic (*ob/ob*) obese mice or dietary obese mice. Loss of JNK1 (JNK1^{-/-}), but not JNK2 functions (*jnk2*^{-/-}), protected obese mice from body gains, increased steady-state levels of blood glucose, and decreased plasma insulin levels. These studies demonstrated the potential utility of JNK inhibitor in the treatment of obesity/type 2 diabetes.

- 3 -

Neurodegenerative diseases, such as Alzheimer's (AD), Parkinson's (PD) and Stroke are CNS diseases characterized by synaptic loss, neuronal atrophy and death. The JNK pathway leading to c-Jun activation has been shown to play a causal role in apoptosis of isolated primary embryonic neurons and multiple neuronal cell lines upon induction of a variety of stimuli. Over-activation of JNK was observed in human brains from AD patients or rodent brain sections derived from animal models of neurodegenerative diseases. For example, increased phospho-JNKs were detected in the post-mortem brains from the AD patients. Administration of JNK inhibitory peptide (JIP-1 peptide) in the rodent model of AD induced by β -amyloid peptide administration prevented the impairment of synaptic plasticity. In the animal models of PD (MPTP model), elevated phospho-MKK4 and phospho-JNKs were observed concomitantly with the neuronal cell death. Adenoviral gene transfer of JNK inhibitory peptide (JIP-1 peptide) into striatum of mice attenuated behavioral impairment by inhibiting MPTP-mediated JNK, c-Jun and caspase activation, therefore blocking neuronal cell death in the substantia nigra. In addition, in the animal model of ischemic stroke induced by glutamate excitotoxicity, mice deficient in JNK3, but not JNK1 or JNK2, were resistant to kainic acid (glutamate receptor agonist)-mediated seizure or neuronal death. These data suggest JNK3 was mainly responsible for glutamate excitotoxicity, an important component in ischemic conditions. Taken together, data has emerged suggesting JNKs as attractive target for multiple CNS diseases associated with neuronal cell death.

Uncontrolled cellular growth, proliferation and migration along with de-regulated angiogenesis lead to the formation of malignant tumors. The JNK signal transduction pathway may not act exclusively in apoptosis, sustained JNK activation leading to AP1 activation has recently been implicated to contribute to the cellular survival of specific cancer types such as glial tumors and BCL-ABL transformed B lymphoblasts. In the case of glial tumors, enhanced JNK/AP1 activity was seen in most of the primary brain tumor samples. For the transformed B lymphoblasts, BCL-ABL was shown to activate the JNK pathway which in turn up-regulated expression of anti-apoptotic bcl-2 gene. Interestingly, the multi-drug resistance and hyper-proliferation seen in treatment-refractory AML (acute myeloid leukemia) patients has been causally linked to the sustained JNK activity present in these AML samples. Activation of JNK in leukemic cells resulted in induced expression of efflux pumps such as mdr1 and MRP1 responsible for multidrug resistance. Also, genes with a

- 5 -

n is 0 or 1;

X^3 is lower alkyl, lower alkoxy, or lower haloalkyl;

p is 0 or 1;

X^4 is lower alkyl, lower alkoxy, lower haloalkyl, hydroxy, lower hydroxylalkyl, or halogen;

q is 0, 1, or 2;

X^5 is lower alkyl, lower alkoxy, lower haloalkyl, hydroxy, lower hydroxylalkyl, or halogen;

r is 0, 1, or 2;

Y^1 is $CH(Y^{1'})$;

$Y^{1'}$ is H or lower alkyl;

Y^2 is H or $Y^{2'}$;

$Y^{2'}$ is lower alkyl, $N(Y^{2''})_2$, lower haloalkyl, or lower heteroalkyl;

or $Y^{1'}$ and $Y^{2'}$ together form a heterocyclic ring; and

each $Y^{2''}$ is independently H, lower alkyl, lower cycloalkyl, phenyl, or lower heterocycloalkyl;

or both $Y^{2''}$ together form a heterocyclic ring.

In certain embodiments of the above compound, m is 0, n is 0, p is 0, Q is CH, q is 0, r is 0, u is 1, v is 1, $Y^{1'}$ is H, Y^2 is $Y^{2'}$, and $Y^{2'}$ is methyl.

In certain embodiments of the above compound, m is 0, n is 0, p is 0, Q is CH, q is 0, R^1 is H, r is 0, u is 1, v is 1, $Y^{1'}$ is H, Y^2 is $Y^{2'}$, and $Y^{2'}$ is methyl.

In certain embodiments of the compound of formula I, R^3 is H.

In certain embodiments of the compound of formula I, R^2 is lower alkyl.

In certain embodiments of the compound of formula I, R^2 is methyl.

In certain embodiments of the compound of formula I, R^2 is methyl and R^4 is lower alkyl.

In certain embodiments of the compound of formula I, R^2 is methyl and R^4 is methyl.

In certain embodiments of the compound of formula I, R^3 is lower alkyl.

In certain embodiments of the compound of formula I, R^3 is methyl.

In certain embodiments of the compound of formula I, R^3 is ethyl.

- 6 -

In certain embodiments of the compound of formula I, R⁴ is lower alkyl.

In certain embodiments of the compound of formula I, R⁴ is methyl.

In certain embodiments of the compound of formula I, R⁴ is ethyl.

In certain embodiments of the compound of formula I, R³ is methyl.

In certain embodiments of the compound of formula I, R² is H.

In certain embodiments of the compound of formula I, R⁴ is H.

In certain embodiments of the compound of formula I, R² is lower alkyl.

In certain embodiments of the compound of formula I, R² is methyl.

In certain embodiments of the compound of formula I, R² is *iso*-propyl.

In certain embodiments of the compound of formula I, R² is *sec*-butyl.

In certain embodiments of the compound of formula I, R² is *iso*-butyl.

In certain embodiments of the compound of formula I, R² and R³ come together to form a heterocyclic ring.

In certain embodiments of the compound of formula I, R² and R³ come together to form a pyrrolidinyl ring.

In certain embodiments of the compound of formula I, R⁴ is H.

In certain embodiments of the compound of formula I, R⁴ is lower alkyl.

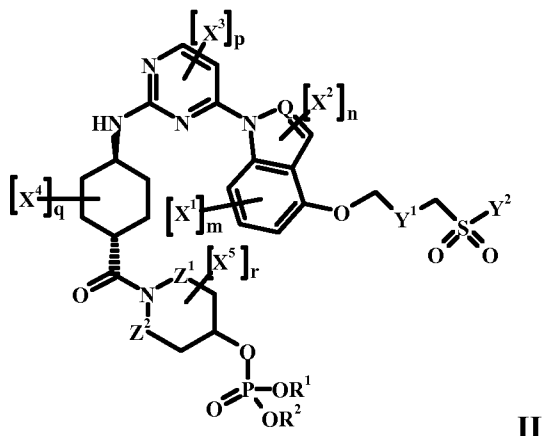
In certain embodiments of the compound of formula I, R⁴ is methyl.

In certain embodiments of the compound of formula I, m is 0, n is 0, p is 0, Q is CH, q is 0, R¹ is H, r is 0, u is 1, v is 1, Y² is Y^{2'}, and Y^{1'} and Y^{2'} together form a heterocyclic ring.

In certain embodiments of the compound of formula I, m is 0, n is 0, p is 0, Q is CH, q is 0, R¹ is H, r is 0, u is 1, v is 1, Y^{1'} is H, Y² is Y^{2'}, Y^{2'} is N(Y^{2''})₂, and both Y^{2''} are H.

- 7 -

In one aspect, the application provides a compound of formula **II**

**II**

or a pharmaceutically acceptable salt thereof,

wherein:

R¹ and R² are each independently H or lower alkyl;

Q is CH or N;

Z¹ is (CH₂)_u;

u is 0 or 1;

Z² is (CH₂)_v;

v is 0 or 1;

X¹ is lower alkyl, lower alkoxy, lower haloalkyl, or hydroxy;

m is 0, 1, or 2;

X² is lower alkyl, lower alkoxy, or lower haloalkyl;

n is 0 or 1;

X³ is lower alkyl, lower alkoxy, or lower haloalkyl;

p is 0 or 1;

X⁴ is lower alkyl, lower alkoxy, lower haloalkyl, hydroxy, lower hydroxylalkyl, or halogen;

q is 0, 1, or 2;

X⁵ is lower alkyl, lower alkoxy, lower haloalkyl, hydroxy, lower hydroxylalkyl, or halogen;

r is 0, 1, or 2;

Y¹ is CH(Y^{1'});

Y^{1'} is H, lower alkyl, or Y^{1'} and Y^{2'} together form a heterocyclic ring;

Y² is H or Y^{2'};

Y^{2'} is lower alkyl, N(Y^{2''})₂, lower haloalkyl, or lower heteroalkyl; and

- 8 -

each $Y^{2''}$ is independently H, lower alkyl, lower cycloalkyl, phenyl, lower heterocycloalkyl, or both $Y^{2''}$ together form a heterocyclic ring.

In certain embodiments of the compound of formula II, m is 0, n is 0, p is 0, Q is CH, q is 0, r is 0, u is 1, v is 1, $Y^{1'}$ is H, Y^2 is $Y^{2'}$, and $Y^{2'}$ is methyl.

In certain embodiments of the compound of formula II, m is 0, n is 0, p is 0, Q is CH, q is 0, R^1 is H, r is 0, u is 1, v is 1, $Y^{1'}$ is H, Y^2 is $Y^{2'}$, and $Y^{2'}$ is methyl.

In certain embodiments of the compound of formula II, R^2 is H.

In certain embodiments of the compound of formula II, R^2 is lower alkyl.

In certain embodiments of the compound of formula II, R^2 is methyl.

In certain embodiments of the compound of formula II, m is 0, n is 0, p is 0, Q is CH, q is 0, R^1 is lower alkyl, r is 0, u is 1, v is 1, $Y^{1'}$ is H, Y^2 is methyl, Z^1 is CH_2 , and Z^2 is CH_2 .

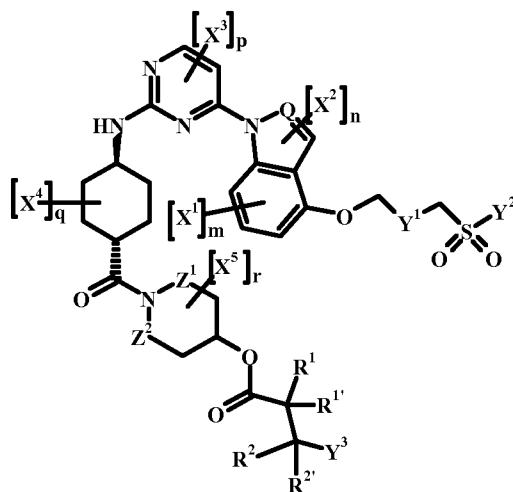
In certain embodiments of the compound of formula II, R^1 is methyl.

In certain embodiments of the compound of formula II, R^2 is lower alkyl.

In certain embodiments of the compound of formula II, R^1 is methyl and R^2 is lower alkyl.

In certain embodiments of the compound of formula II, R^1 is methyl and R^2 is methyl.

In one aspect, the application provides a compound of formula III



- 9 -

or a pharmaceutically acceptable salt thereof,

wherein:

R^1 and $R^{1'}$ are each independently H or lower alkyl;

R^2 is H or lower alkyl;

$R^{2'}$ and R^3 are each independently H or lower alkyl, or $R^{2'}$ and R^3 together form a heterocyclic ring, optionally substituted with one or more $R^{3'}$;

$R^{3'}$ is lower alkyl, hydroxy, halogen, lower heteroalkyl, lower alkoxy, lower hydroxyalkyl, or lower haloalkyl;

R^4 and R^5 are each independently H or lower alkyl;

Q is CH or N;

Z^1 is $(CH_2)_u$;

u is 0 or 1;

Z^2 is $(CH_2)_v$;

v is 0 or 1;

X^1 is lower alkyl, lower alkoxy, lower haloalkyl, or hydroxy;

m is 0, 1, or 2;

X^2 is lower alkyl, lower alkoxy, or lower haloalkyl;

n is 0 or 1;

X^3 is lower alkyl, lower alkoxy, or lower haloalkyl;

p is 0 or 1;

X^4 is lower alkyl, lower alkoxy, lower haloalkyl, hydroxy, lower hydroxylalkyl, or halogen;

q is 0, 1, or 2;

X^5 is lower alkyl, lower alkoxy, lower haloalkyl, hydroxy, lower hydroxylalkyl, or halogen;

r is 0, 1, or 2;

Y^1 is $CH(Y^{1'})$;

$Y^{1'}$ is H or lower alkyl;

Y^2 is H or $Y^{2'}$;

$Y^{2'}$ is lower alkyl, $N(Y^{2''})_2$, lower haloalkyl, or lower heteroalkyl;

or $Y^{1'}$ and $Y^{2'}$ together form a heterocyclic ring;

each $Y^{2''}$ is independently H, lower alkyl, lower cycloalkyl, phenyl, or lower heterocycloalkyl;

or both $Y^{2''}$ together form a heterocyclic ring; and

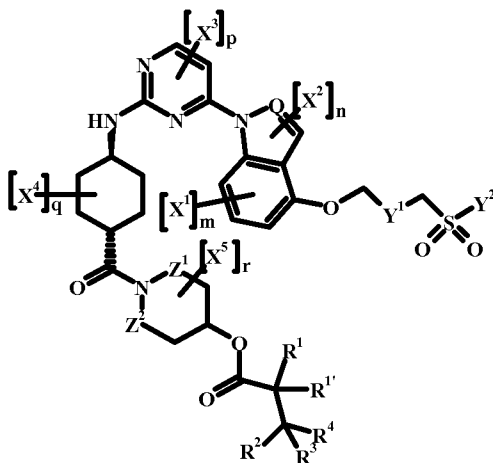
Y^3 is $N(R^3)(R^4)$ or $N(R^3)(R^4)(R^5)^+$.

- 10 -

In certain embodiments of the compound of formula III, m is 0, n is 0, p is 0, Q is CH, q is 0, r is 0, u is 1, v is 1, Y^{1'} is H, Y² is Y^{2'}, and Y^{2'} is methyl.

In certain embodiments of the compound of formula III, m is 0, n is 0, p is 0, Q is CH, q is 0, R¹ is H, r is 0, u is 1, v is 1, Y^{1'} is H, Y² is Y^{2'}, and Y^{2'} is methyl.

In one aspect, the application provides a compound of formula IV



IV

or a pharmaceutically acceptable salt thereof,

wherein:

R¹ and R^{1'} are each independently H or lower alkyl;

R² and R³ are each independently H or lower alkyl;

R⁴ is H, lower alkyl, lower alkoxy, or -C(=O)OR¹;

Q is CH or N;

Z¹ is (CH₂)_u;

u is 0 or 1;

Z² is (CH₂)_v;

v is 0 or 1;

X¹ is lower alkyl, lower alkoxy, lower haloalkyl, or hydroxy;

m is 0, 1, or 2;

X² is lower alkyl, lower alkoxy, or lower haloalkyl;

n is 0 or 1;

X³ is lower alkyl, lower alkoxy, or lower haloalkyl;

p is 0 or 1;

X⁴ is lower alkyl, lower alkoxy, lower haloalkyl, hydroxy, lower hydroxylalkyl, or halogen;

- 11 -

q is 0, 1, or 2;

X⁵ is lower alkyl, lower alkoxy, lower haloalkyl, hydroxy, lower hydroxylalkyl, or halogen;

r is 0, 1, or 2;

Y¹ is CH(Y^{1'});

Y^{1'} is H or lower alkyl;

Y² is H or Y^{2'};

Y^{2'} is lower alkyl, N(Y^{2''})₂, lower haloalkyl, or lower heteroalkyl;

or Y^{1'} and Y^{2'} together form a heterocyclic ring; and

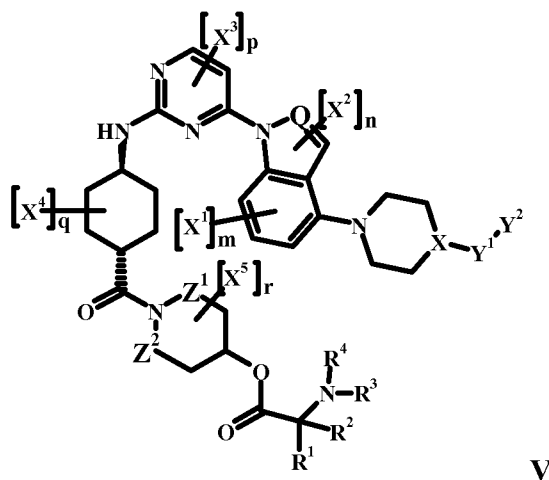
each Y^{2''} is independently H, lower alkyl, lower cycloalkyl, phenyl, or lower heterocycloalkyl;

or both Y^{2''} together form a heterocyclic ring.

In certain embodiments of the compound of formula IV, m is 0, n is 0, p is 0, Q is CH, q is 0, r is 0, u is 1, v is 1, Y^{1'} is H, Y^{2'} is Y^{2'}, and Y^{2''} is methyl.

In certain embodiments of the compound of formula IV, m is 0, n is 0, p is 0, Q is CH, q is 0, R¹ is H, r is 0, u is 1, v is 1, Y^{1'} is H, Y^{2'} is Y^{2'}, and Y^{2''} is methyl.

In one aspect, the application provides a compound of formula V



or a pharmaceutically acceptable salt thereof,

wherein:

R¹ is H or lower alkyl, or R¹ and R² together form a cycloalkyl ring, optionally substituted with one or more R^{2'};

- 12 -

R^2 is lower alkyl, hydroxy, halogen, lower heteroalkyl, lower alkoxy, lower hydroxyalkyl, or lower haloalkyl;

R^2 and R^3 are each independently H or lower alkyl, or R^2 and R^3 together form a heterocyclic ring, optionally substituted with one or more R^2 ;

R^4 is H or lower alkyl;

Q is CH or N;

Z^1 is $(CH_2)_u$;

u is 0 or 1;

Z^2 is $(CH_2)_v$;

v is 0 or 1;

X is N or CH;

X^1 is lower alkyl, lower alkoxy, lower haloalkyl, or hydroxy;

m is 0, 1, or 2;

X^2 is lower alkyl, lower alkoxy, or lower haloalkyl;

n is 0 or 1;

X^3 is lower alkyl, lower alkoxy, or lower haloalkyl;

p is 0 or 1;

X^4 is lower alkyl, lower alkoxy, lower haloalkyl, hydroxy, lower hydroxylalkyl, or halogen;

q is 0, 1, or 2;

X^5 is lower alkyl, lower alkoxy, lower haloalkyl, hydroxy, lower hydroxylalkyl, or halogen;

r is 0, 1, or 2;

Y^1 is $C(=O)$ or $S(=O)_2$;

Y^2 is H or $Y^{2'}$;

$Y^{2'}$ is lower alkyl, $N(Y^{2''})_2$, lower haloalkyl, or lower heteroalkyl; and

each $Y^{2''}$ is independently H, lower alkyl, lower cycloalkyl, phenyl, lower heterocycloalkyl, or both $Y^{2''}$ together form a heterocyclic ring;

In certain embodiments of the compound of formula V, m is 0, n is 0, p is 0, Q is CH, q is 0, r is 0, u is 1, and v is 1.

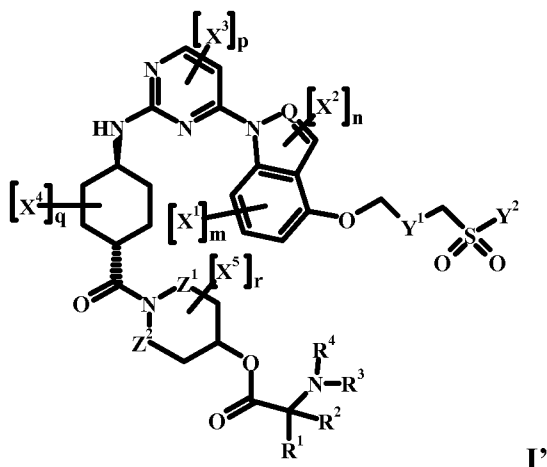
In certain embodiments of the compound of formula V, m is 0, n is 0, p is 0, Q is CH, q is 0, R^1 is H, r is 0, u is 1, and v is 1.

- 13 -

In certain embodiments of the compound of formula V, X is CH, Y¹ is S(=O)₂, Y² is Y^{2'}, and Y^{2'} is methyl.

In certain embodiments of the compound of formula V, X is N, Y¹ is C(=O), Y² is Y^{2'}, and Y^{2'} is methyl.

In one aspect, the application provides a compound of formula I'



or a pharmaceutically acceptable salt thereof,

wherein:

R¹ is H or lower alkyl, or R¹ and R² together form a cycloalkyl ring, optionally substituted with one or more R^{2'};

R^{2'} is lower alkyl, hydroxy, halogen, lower heteroalkyl, lower alkoxy, lower hydroxyalkyl, or lower haloalkyl;

R² and R³ are each independently H or lower alkyl, or R² and R³ together form a heterocyclic ring, optionally substituted with one or more R^{2'};

R⁴ is H or lower alkyl;

Q is CH or N;

Z¹ is (CH₂)_u;

u is 0 or 1;

Z² is (CH₂)_v;

v is 0 or 1;

X¹ is lower alkyl, lower alkoxy, lower haloalkyl, or hydroxy;

m is 0, 1, or 2;

X² is lower alkyl, lower alkoxy, or lower haloalkyl;

- 14 -

n is 0 or 1;

 X^3 is lower alkyl, lower alkoxy, or lower haloalkyl;

p is 0 or 1;

 X^4 is lower alkyl, lower alkoxy, lower haloalkyl, hydroxy, lower hydroxylalkyl, or halogen;

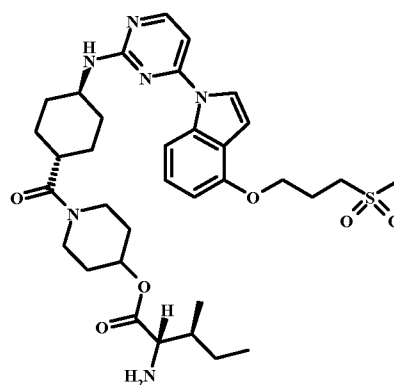
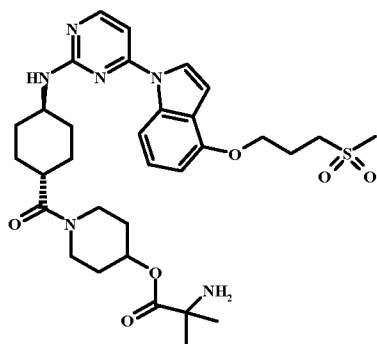
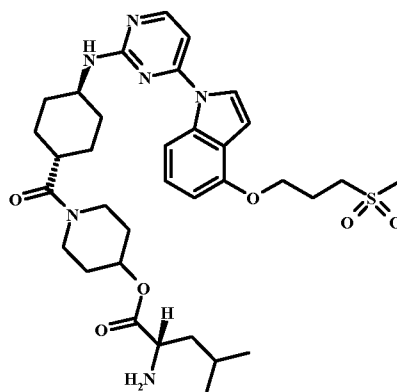
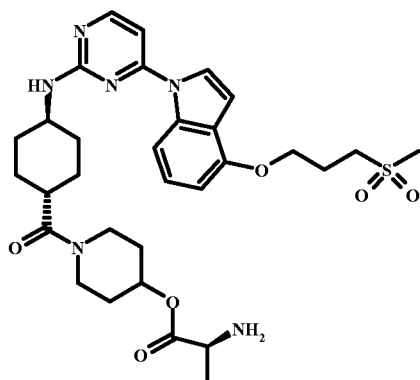
q is 0, 1, or 2;

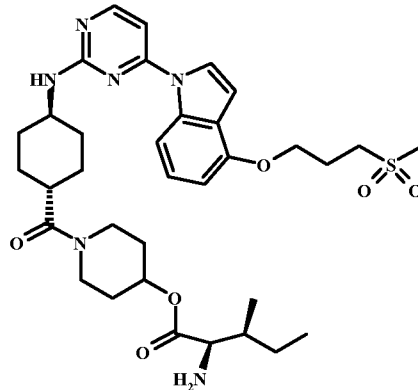
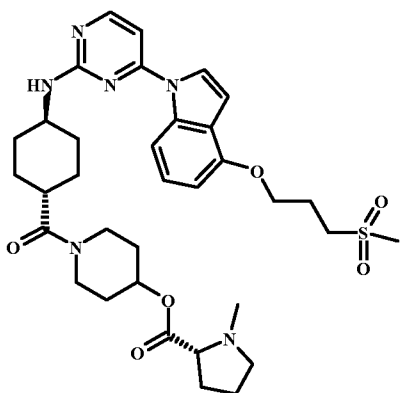
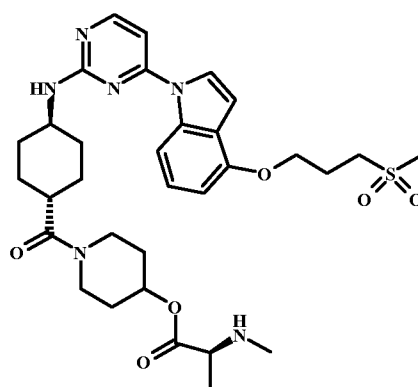
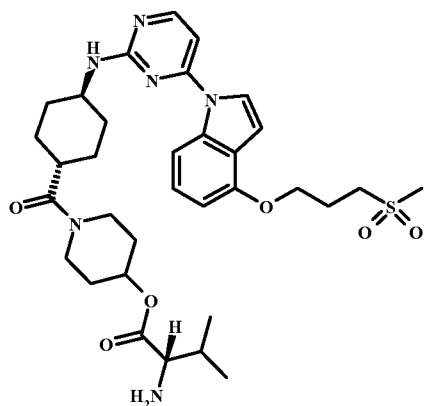
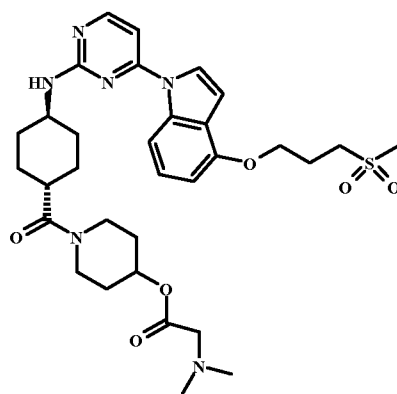
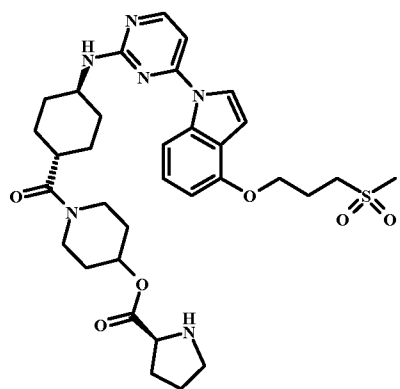
 X^5 is lower alkyl, lower alkoxy, lower haloalkyl, hydroxy, lower hydroxylalkyl, or halogen;

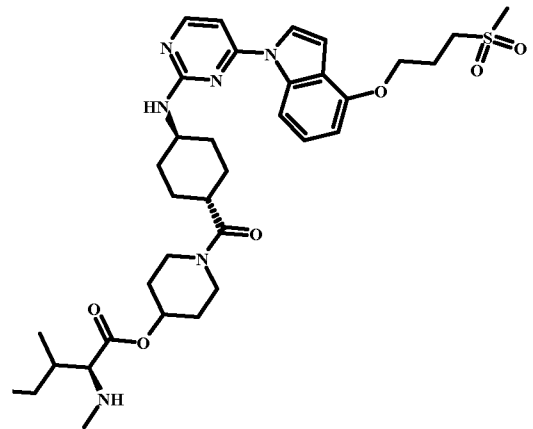
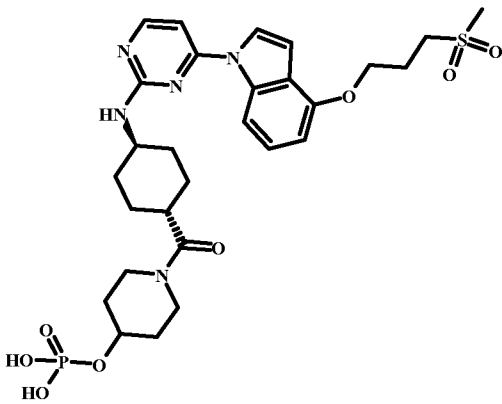
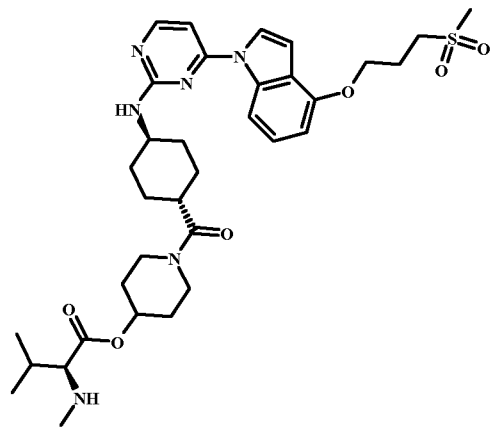
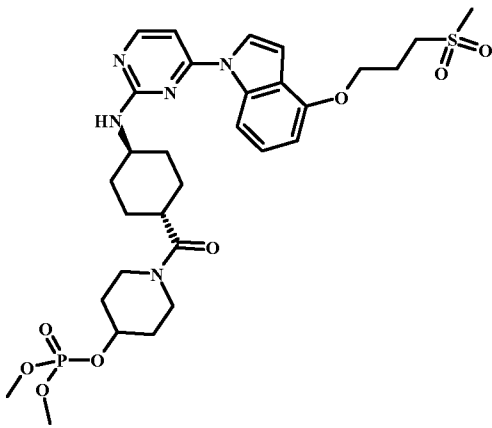
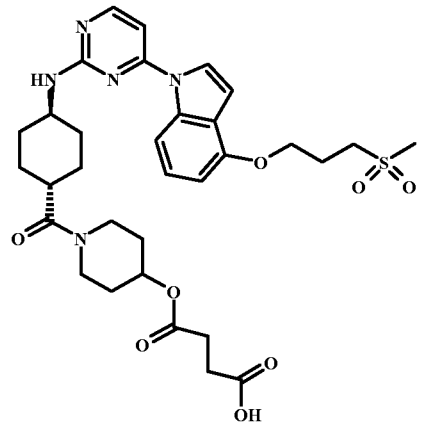
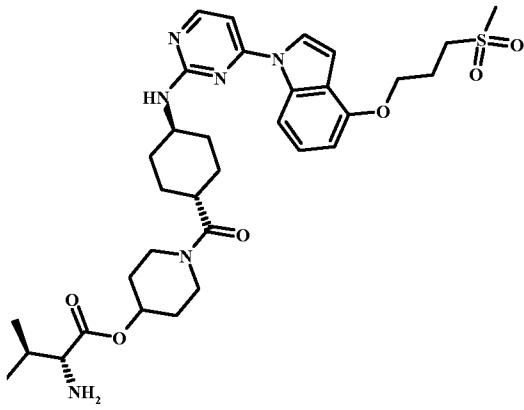
r is 0, 1, or 2;

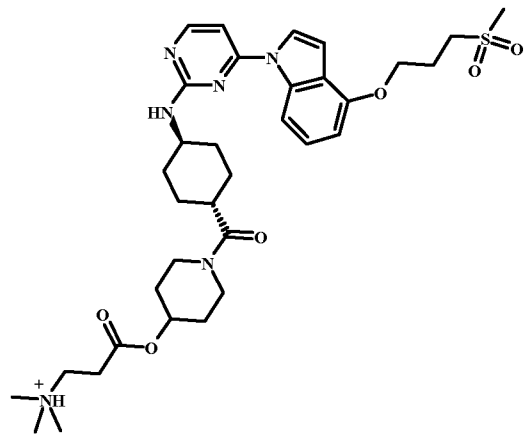
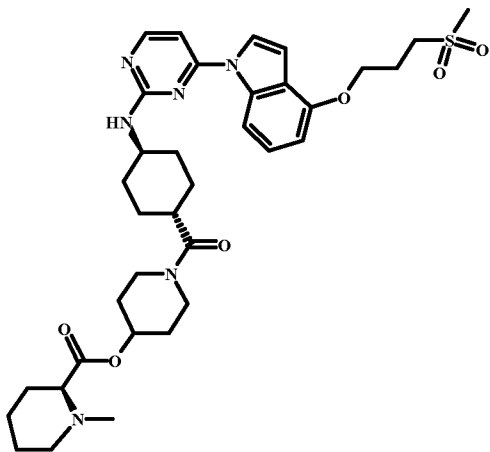
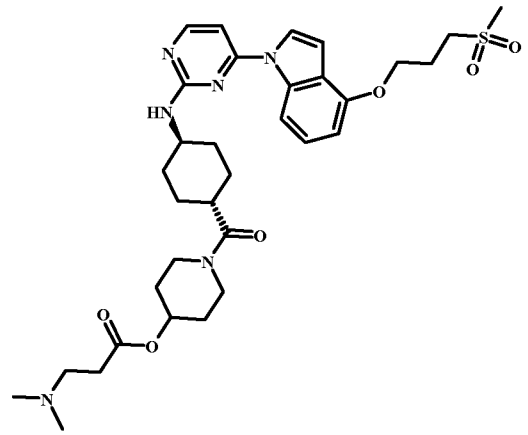
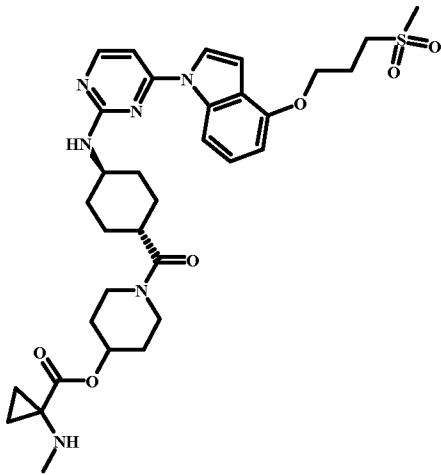
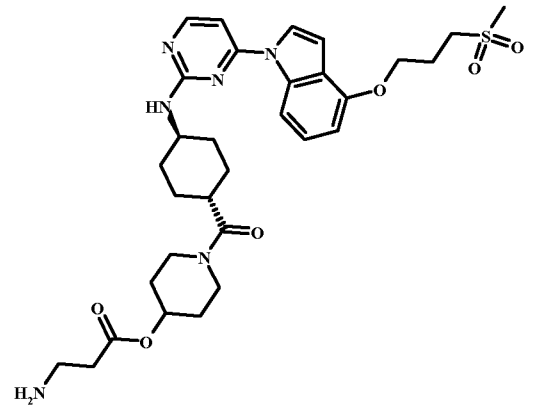
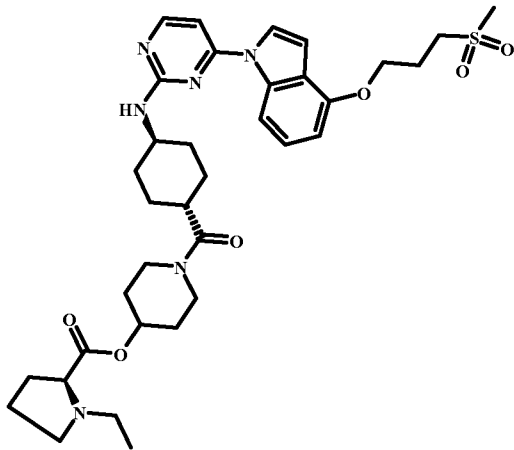
 Y^1 is $CH(Y^1)$; Y^1 is H, lower alkyl, or Y^1 and Y^2 together form a heterocyclic ring; Y^2 is H or $Y^{2'}$; $Y^{2'}$ is lower alkyl, $N(Y^{2'})_2$, lower haloalkyl, or lower heteroalkyl; andeach $Y^{2'}$ is independently H, lower alkyl, lower cycloalkyl, phenyl, lower heterocycloalkyl, or both $Y^{2'}$ together form a heterocyclic ring.

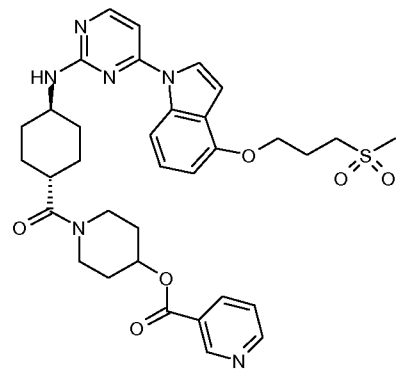
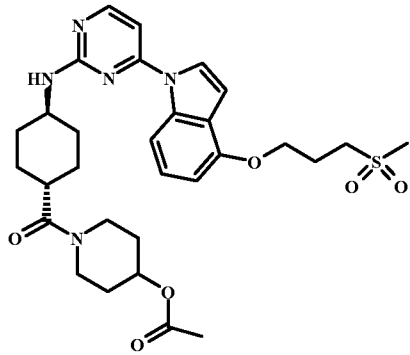
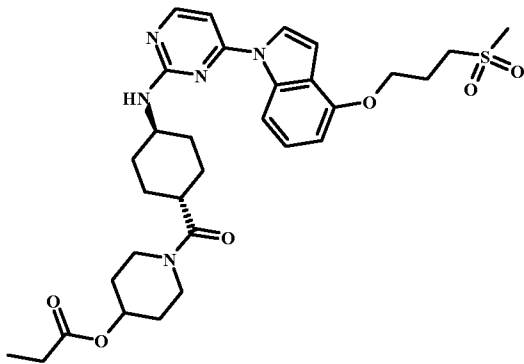
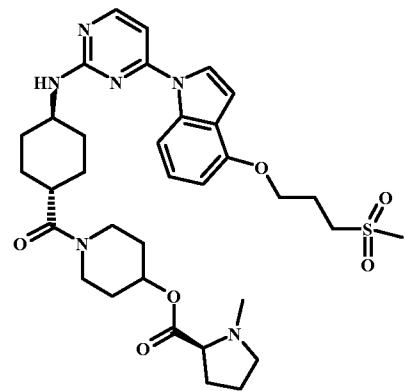
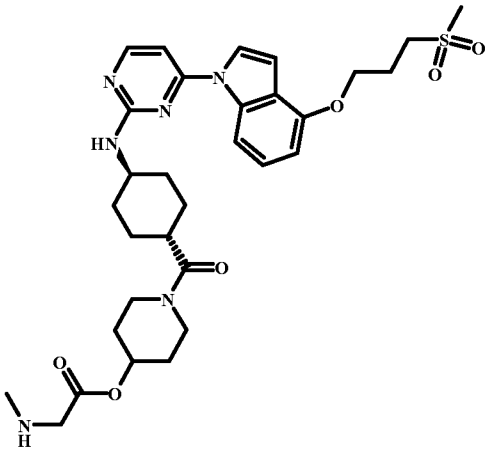
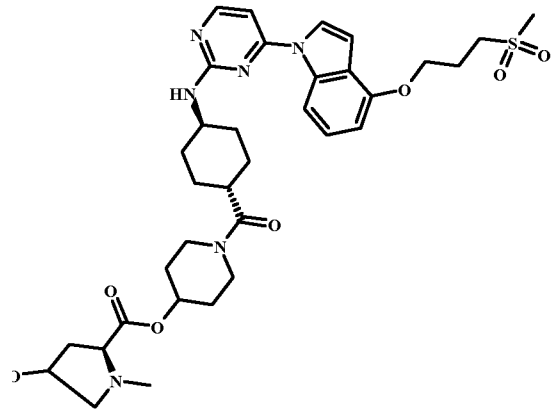
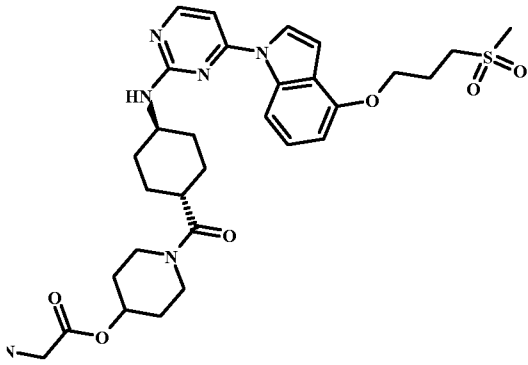
In one aspect, the application provides a compound selected from the group consisting of:



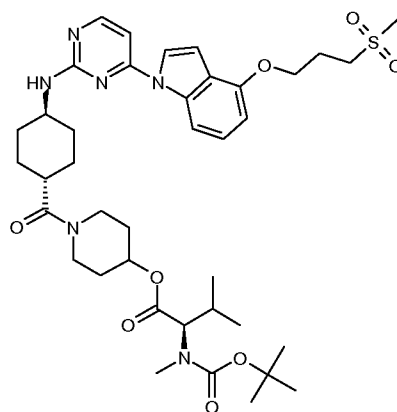
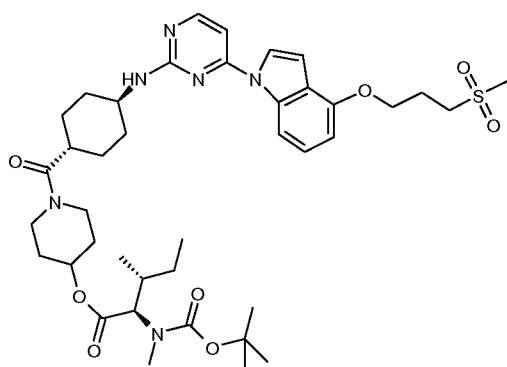




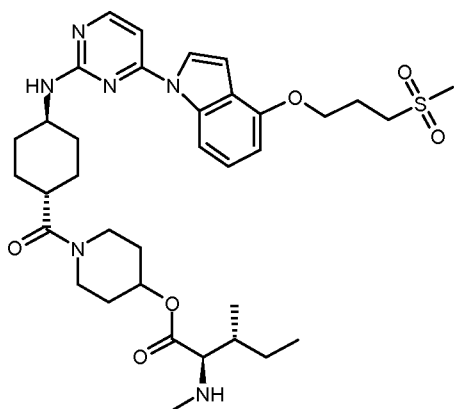




- 19 -



and



The application provides a compound selected from the group consisting of:

(S)-2-Amino-propionic acid 1-(4-{4-[4-(3-methanesulfonyl-propoxy)-indol-1-yl]-pyrimidin-2-ylamino}-cyclohexanecarbonyl)-piperidin-4-yl ester;

2-Amino-2-methyl-propionic acid 1-(4-{4-[4-(3-methanesulfonyl-propoxy)-indol-1-yl]-pyrimidin-2-ylamino}-cyclohexanecarbonyl)-piperidin-4-yl ester;

(S)-2-Amino-4-methyl-pentanoic acid 1-(4-{4-[4-(3-methanesulfonyl-propoxy)-indol-1-yl]-pyrimidin-2-ylamino}-cyclohexanecarbonyl)-piperidin-4-yl ester;

(2S,3S)-2-Amino-3-methyl-pentanoic acid 1-(4-{4-[4-(3-methanesulfonyl-propoxy)-indol-1-yl]-pyrimidin-2-ylamino}-cyclohexanecarbonyl)-piperidin-4-yl ester;

(S)-Pyrrolidine-2-carboxylic acid 1-(4-{4-[4-(3-methanesulfonyl-propoxy)-indol-1-yl]-pyrimidin-2-ylamino}-cyclohexanecarbonyl)-piperidin-4-yl ester;

(S)-2-Amino-3-methyl-butyric acid 1-(4-{4-[4-(3-methanesulfonyl-propoxy)-indol-1-yl]-pyrimidin-2-ylamino}-cyclohexanecarbonyl)-piperidin-4-yl ester;

(R)-1-Methyl-pyrrolidine-2-carboxylic acid 1-(4-{4-[4-(3-methanesulfonyl-propoxy)-indol-

1-yl]-pyrimidin-2-ylamino}-cyclohexanecarbonyl)-piperidin-4-yl ester;

Dimethylamino-acetic acid 1-(4-{4-[4-(3-methanesulfonyl-propoxy)-indol-1-yl]-pyrimidin-2-ylamino}-cyclohexanecarbonyl)-piperidin-4-yl ester;

(S)-2-Methylamino-propionic acid 1-(4-{4-[4-(3-methanesulfonyl-propoxy)-indol-1-yl]-pyrimidin-2-ylamino}-cyclohexanecarbonyl)-piperidin-4-yl ester;

(2R,3S)-2-Amino-3-methyl-pentanoic acid 1-(4-{4-[4-(3-methanesulfonyl-propoxy)-indol-1-yl]-pyrimidin-2-ylamino}-cyclohexanecarbonyl)-piperidin-4-yl ester;

(2R,3R)-2-Amino-3-methyl-pentanoic acid 1-(4-{4-[4-(3-methanesulfonyl-propoxy)-indol-1-yl]-pyrimidin-2-ylamino}-cyclohexanecarbonyl)-piperidin-4-yl ester;

Phosphoric acid 1-(4-{4-[4-(3-methanesulfonyl-propoxy)-indol-1-yl]-pyrimidin-2-ylamino}-cyclohexanecarbonyl)-piperidin-4-yl ester dimethyl ester;

Phosphoric acid mono-[1-(4-{4-[4-(3-methanesulfonyl-propoxy)-indol-1-yl]-pyrimidin-2-ylamino}-cyclohexanecarbonyl)-piperidin-4-yl] ester;

Succinic acid mono-[1-(4-{4-[4-(3-methanesulfonyl-propoxy)-indol-1-yl]-pyrimidin-2-ylamino}-cyclohexanecarbonyl)-piperidin-4-yl] ester;

(R)-3-Methyl-2-methylamino-butyric acid 1-(4-{4-[4-(3-methanesulfonyl-propoxy)-indol-1-yl]-pyrimidin-2-ylamino}-cyclohexanecarbonyl)-piperidin-4-yl ester;

(2R,3R)-3-Methyl-2-methylamino-pentanoic acid 1-(4-{4-[4-(3-methanesulfonyl-propoxy)-indol-1-yl]-pyrimidin-2-ylamino}-cyclohexanecarbonyl)-piperidin-4-yl ester;

(S)-1-Ethyl-pyrrolidine-2-carboxylic acid 1-(4-{4-[4-(3-methanesulfonyl-propoxy)-indol-1-yl]-pyrimidin-2-ylamino}-cyclohexanecarbonyl)-piperidin-4-yl ester;

1-Methylamino-cyclopropanecarboxylic acid 1-(4-{4-[4-(3-methanesulfonyl-propoxy)-indol-1-yl]-pyrimidin-2-ylamino}-cyclohexanecarbonyl)-piperidin-4-yl ester;

(S)-1-Methyl-piperidine-2-carboxylic acid 1-(4-{4-[4-(3-methanesulfonyl-propoxy)-indol-1-yl]-pyrimidin-2-ylamino}-cyclohexanecarbonyl)-piperidin-4-yl ester;

3-Amino-propionic acid 1-(4-{4-[4-(3-methanesulfonyl-propoxy)-indol-1-yl]-pyrimidin-2-ylamino}-cyclohexanecarbonyl)-piperidin-4-yl ester;

3-Dimethylamino-propionic acid 1-(4-{4-[4-(3-methanesulfonyl-propoxy)-indol-1-yl]-pyrimidin-2-ylamino}-cyclohexanecarbonyl)-piperidin-4-yl ester;

Trimethylammonium-propionic acid 1-(4-{4-[4-(3-methanesulfonyl-propoxy)-indol-1-yl]-pyrimidin-2-ylamino}-cyclohexanecarbonyl)-piperidin-4-yl ester;

Amino-acetic acid 1-(4-{4-[4-(3-methanesulfonyl-propoxy)-indol-1-yl]-pyrimidin-2-ylamino}-cyclohexanecarbonyl)-piperidin-4-yl ester;

Methylamino-acetic acid 1-(4-{4-[4-(3-methanesulfonyl-propoxy)-indol-1-yl]-pyrimidin-2-ylamino}-cyclohexanecarbonyl)-piperidin-4-yl ester;

Propionic acid 1-(4-{4-[4-(3-methanesulfonyl-propoxy)-indol-1-yl]-pyrimidin-2-ylamino}-cyclohexanecarbonyl)-piperidin-4-yl ester;

(S)-4-Hydroxy-1-methyl-pyrrolidine-2-carboxylic acid 1-(4-{4-[4-(3-methanesulfonyl-propoxy)-indol-1-yl]-pyrimidin-2-ylamino}-cyclohexanecarbonyl)-piperidin-4-yl ester;

(S)-1-Methyl-pyrrolidine-2-carboxylic acid 1-(4-{4-[4-(3-methanesulfonyl-propoxy)-indol-1-yl]-pyrimidin-2-ylamino}-cyclohexanecarbonyl)-piperidin-4-yl ester;

Acetic acid 1-(4-{4-[4-(3-methanesulfonyl-propoxy)-indol-1-yl]-pyrimidin-2-ylamino}-cyclohexanecarbonyl)-piperidin-4-yl ester;

Nicotinic acid 1-(4-{4-[4-(3-methanesulfonyl-propoxy)-indol-1-yl]-pyrimidin-2-ylamino}-cyclohexanecarbonyl)-piperidin-4-yl ester;

(2R,3R)-2-(tert-Butoxycarbonyl-methyl-amino)-3-methyl-pentanoic acid 1-(4-{4-[4-(3-methanesulfonyl-propoxy)-indol-1-yl]-pyrimidin-2-ylamino}-cyclohexanecarbonyl)-piperidin-4-yl ester; and

(R)-2-(tert-Butoxycarbonyl-methyl-amino)-3-methyl-butyric acid 1-(4-{4-[4-(3-methanesulfonyl-propoxy)-indol-1-yl]-pyrimidin-2-ylamino}-cyclohexanecarbonyl)-piperidin-4-yl ester.

In one aspect, the application provides a method of treating a JNK-mediated disorder in a subject having a JNK-mediated disorder, said method comprising administering to a subject in need thereof a therapeutically effective amount of any of the above compounds.

In certain embodiments of the method of treating a JNK-mediated disorder, the JNK-mediated disorder is characterized by cellular proliferation.

In certain embodiments of the method of treating a JNK-mediated disorder, the JNK-mediated disorder is arthritis.

In certain embodiments of the method of treating a JNK-mediated disorder, the arthritis is rheumatoid arthritis.

In certain embodiments of the method of treating a JNK-mediated disorder, the JNK-mediated disorder is asthma.

In certain embodiments of the method of treating a JNK-mediated disorder, the JNK-mediated disorder is diabetes.

In certain embodiments of the method of treating a JNK-mediated disorder, the JNK-mediated disorder is Alzheimer's disease.

In certain embodiments of the method of treating a JNK-mediated disorder, the JNK-mediated disorder is Parkinson's disease.

In certain embodiments of the method of treating a JNK-mediated disorder, the JNK-mediated disorder is ischemic stroke.

In certain embodiments of the method of treating a JNK-mediated disorder, the JNK-mediated disorder is cancer.

In certain embodiments of the method for treating a JNK-mediated disorder, wherein the JNK-mediated disorder is cancer, the cancer is brain cancer.

In certain embodiments of the method for treating a JNK-mediated disorder, wherein the JNK-mediated disorder is cancer, the cancer is leukemia.

In one aspect, the application provides a method of treating a JNK-mediated disorder in a subject having a JNK-mediated disorder such as cellular proliferation, arthritis, asthma, diabetes, Alzheimer's disease, Parkinson's disease, ischemic stroke or cancer, said method comprising administering to a subject in need thereof a therapeutically effective amount of any of the above compounds.

In one aspect, the application provides a pharmaceutical composition comprising the compound of any one of the above embodiments, admixed with at least one pharmaceutically acceptable carrier, excipient or diluent.

In one aspect, the application provides a process for making the compound of formula I, comprising the steps of:

- a) reacting 4-(3-methylsulfanyl-propoxy)-1H-indole with 4-chloro-2-methylsulfanyl-pyrimidine;
- b) reacting the product of step a) with an oxidizing agent;
- c) reacting the product of step b) with 4-amino-cyclohexanecarboxylic acid ethyl ester or pharmaceutically acceptable salt thereof;
- d) reacting the product of step c) with a base;
- e) reacting the product of step d) with piperidin-4-ol and HBTU; and
- f) reacting the product of step e) with a substituted or unsubstituted amino acid and HBTU.

In certain embodiments of the above process, the amino acid is proline.

In certain embodiments of the above process, the amino acid is N-methyl proline.

In certain embodiments of the above process, the amino acid is alanine.

In certain embodiments of the above process, the amino acid is N-methyl alanine.

In certain embodiments of the above process, the amino acid is isoleucine.

In certain embodiments of the above process, the amino acid is N-methyl isoleucine.

In certain embodiments of the above process, the amino acid is glycine.

In certain embodiments of the above process, the amino acid is N-methyl glycine.

In certain embodiments of the above process, the amino acid is valine.

In certain embodiments of the above process, the amino acid is N-methyl valine.

In certain embodiments of the above process, the amino acid is leucine.

In certain embodiments of the above process, the amino acid is N-methyl leucine.

In one aspect, the application provides a process for making the compound of formula **I**, comprising the steps of:

- a) reacting 4-(3-methanesulfonyl-propoxy)-1H-indole with 2,4-dichloro-pyrimidine in the presence of HOBt;
- b) reacting the product of step a) with 4-amino-cyclohexanecarboxylic acid ethyl ester or pharmaceutically acceptable salt thereof;
- c) reacting the product of step b) with a base;
- d) reacting the product of step c) with piperidin-4-ol and HBTU; and
- e) reacting the product of step d) with a substituted or unsubstituted amino acid and HBTU.

In certain embodiments of the above process, the amino acid is proline.

In certain embodiments of the above process, the amino acid is N-methyl proline.

In certain embodiments of the above process, the amino acid is alanine.

In certain embodiments of the above process, the amino acid is N-methyl alanine.

In certain embodiments of the above process, the amino acid is isoleucine.

In certain embodiments of the above process, the amino acid is N-methyl isoleucine.

In certain embodiments of the above process, the amino acid is glycine.

In certain embodiments of the above process, the amino acid is N-methyl glycine.

In certain embodiments of the above process, the amino acid is valine.

In certain embodiments of the above process, the amino acid is N-methyl valine.

In certain embodiments of the above process, the amino acid is leucine.

In certain embodiments of the above process, the amino acid is N-methyl leucine.

All publications cited in this disclosure are incorporated herein by reference in their entirety.

Definitions

Unless otherwise stated, the following terms used in this Application, including the specification and claims, have the definitions given below. It must be noted that, as used in the specification and the appended claims, the singular forms "a", "an," and "the" include plural referents unless the context clearly dictates otherwise. Thus, the phrase "a" or "an" entity' as used herein refers to one or more of that entity; for example, a compound refers to one or more compounds or at least one compound. As such, the terms "a" (or "an"), "one or more", and "at least one" can be used interchangeably herein. As used in this specification, whether in a transitional phrase or in the body of the claim, the terms "comprise(s)" and "comprising" are to be interpreted as having an open-ended meaning. That is, the terms are to be interpreted synonymously with the phrases "having at least" or "including at least". When used in the context of a process, the term "comprising" means that the process includes at least the recited steps, but may include additional steps. When used in the context of a compound or composition, the term "comprising" means that the compound or composition includes at least the recited features or components, but may also include additional features or components.

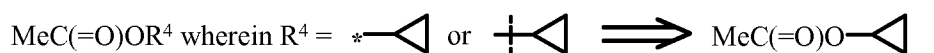
As used herein, unless specifically indicated otherwise, the word "or" is used in the "inclusive" sense of "and/or" and not the "exclusive" sense of "either/or".

The term "independently" is used herein to indicate that a variable is applied in any one instance without regard to the presence or absence of a variable having that same or a different definition within the same compound. Thus, in a compound in which R" appears twice and is defined as "independently carbon or nitrogen", both R"s can be carbon, both R"s can be nitrogen, or one R" can be carbon and the other nitrogen.

When any variable (e.g., m, n, p, q, Q, r, R¹, R², R³, R⁴, X, X¹, X², X³, X⁴, X⁵, Y¹, Y², Z¹, and Z²) occurs more than one time in any moiety or formula depicting and describing compounds employed or claimed in the present invention, its definition on each

occurrence is independent of its definition at every other occurrence. Also, combinations of substituents and/or variables are permissible only if such compounds result in stable compounds.

The symbols "*" at the end of a bond or "-----" drawn through a bond each refer to the point of attachment of a functional group or other chemical moiety to the rest of the molecule of which it is a part. Thus, for example:



A bond drawn into ring system (as opposed to connected at a distinct vertex) indicates that the bond may be attached to any of the suitable ring atoms.

The term "optional" or "optionally" as used herein means that a subsequently described event or circumstance may, but need not, occur, and that the description includes instances where the event or circumstance occurs and instances in which it does not. For example, "optionally substituted" means that the optionally substituted moiety may incorporate a hydrogen or a substituent.

The term "about" is used herein to mean approximately, in the region of, roughly, or around. When the term "about" is used in conjunction with a numerical range, it modifies that range by extending the boundaries above and below the numerical values set forth. In general, the term "about" is used herein to modify a numerical value above and below the stated value by a variance of 20%.

Certain compounds of the invention may exhibit tautomerism. Tautomeric compounds can exist as two or more interconvertible species. Prototropic tautomers result from the migration of a covalently bonded hydrogen atom between two atoms. Tautomers generally exist in equilibrium and attempts to isolate an individual tautomers usually produce a mixture whose chemical and physical properties are consistent with a mixture of compounds. The position of the equilibrium is dependent on chemical features within the molecule. For example, in many aliphatic aldehydes and ketones, such as acetaldehyde, the keto form predominates while; in phenols, the enol form predominates.

Common prototropic tautomers include keto/enol ($-C(=O)-CH- \rightleftharpoons -C(-OH)=CH-$), amide/imidic acid ($-C(=O)-NH- \rightleftharpoons -C(-OH)=N-$) and amidine ($-C(=NR)-NH- \rightleftharpoons -C(-NHR)=N-$) tautomers. The latter two are particularly common in heteroaryl and heterocyclic rings and the present invention encompasses all tautomeric forms of the compounds.

Technical and scientific terms used herein have the meaning commonly understood by one of skill in the art to which the present invention pertains, unless otherwise defined. Reference is made herein to various methodologies and materials known to those of skill in the art. Standard reference works setting forth the general principles of pharmacology include Goodman and Gilman's *The Pharmacological Basis of Therapeutics*, 10th Ed., McGraw Hill Companies Inc., New York (2001). Any suitable materials and/or methods known to those of skill can be utilized in carrying out the present invention. However, preferred materials and methods are described. Materials, reagents and the like to which reference are made in the following description and examples are obtainable from commercial sources, unless otherwise noted.

The definitions described herein may be appended to form chemically-relevant combinations, such as "heteroalkylaryl," "haloalkylheteroaryl," "arylalkylheterocyclyl," "alkylcarbonyl," "alkoxyalkyl," and the like. When the term "alkyl" is used as a suffix following another term, as in "phenylalkyl," or "hydroxyalkyl," this is intended to refer to an alkyl group, as defined above, being substituted with one to two substituents selected from the other specifically-named group. Thus, for example, "phenylalkyl" refers to an alkyl group having one to two phenyl substituents, and thus includes benzyl, phenylethyl, and biphenyl. An "alkylaminoalkyl" is an alkyl group having one to two alkylamino substituents. "Hydroxyalkyl" includes 2-hydroxyethyl, 2-hydroxypropyl, 1-(hydroxymethyl)-2-methylpropyl, 2-hydroxybutyl, 2,3-dihydroxybutyl, 2-(hydroxymethyl), 3-hydroxypropyl, and so forth. Accordingly, as used herein, the term "hydroxyalkyl" is used to define a subset of heteroalkyl groups defined below. The term -(ar)alkyl refers to either an unsubstituted alkyl or an aralkyl group. The term (hetero)aryl or (het)aryl refers to either an aryl or a heteroaryl group.

The terms "halo," "halogen," and "halide" are used interchangeably herein and refer to fluoro, chloro, bromo, and iodo.

"Haloalkyl" means alkyl as defined herein in which one or more hydrogen has been replaced with same or different halogen. The term "lower haloalkyl" denotes a straight or branched chain hydrocarbon residue containing 1 to 6 carbon atoms substituted with one or more halogen atom. Exemplary haloalkyls include $-\text{CH}_2\text{Cl}$, $-\text{CH}_2\text{CF}_3$, $-\text{CH}_2\text{CCl}_3$, $-\text{CF}_2\text{CF}_3$, $-\text{CF}_3$, and the like.

The term "acyl" as used herein denotes a group of formula $-\text{C}(=\text{O})\text{R}$ wherein R is hydrogen or lower alkyl as defined herein. The term or "alkylcarbonyl" as used herein denotes a group of formula $\text{C}(=\text{O})\text{R}$ wherein R is alkyl as defined herein. The term C_{1-6} acyl refers to a group $-\text{C}(=\text{O})\text{R}$ contain 6 carbon atoms. The term "arylcabonyl" as used herein means a group of formula $\text{C}(=\text{O})\text{R}$ wherein R is an aryl group; the term "benzoyl" as used herein an "arylcabonyl" group wherein R is phenyl.

The term "alkyl" as used herein denotes an unbranched or branched chain, saturated, monovalent hydrocarbon residue containing 1 to 10 carbon atoms. The term "lower alkyl" denotes a straight or branched chain hydrocarbon residue containing 1 to 6 carbon atoms. " C_{1-10} alkyl" as used herein refers to an alkyl composed of 1 to 10 carbons. Examples of alkyl groups include, but are not limited to, lower alkyl groups include methyl, ethyl, propyl, *i*-propyl, *n*-butyl, *i*-butyl, *t*-butyl or pentyl, isopentyl, neopentyl, hexyl, heptyl, and octyl.

When the term "alkyl" is used as a suffix following another term, as in "phenylalkyl," or "hydroxyalkyl," this is intended to refer to an alkyl group, as defined above, being substituted with one to two substituents selected from the other specifically-named group. Thus, for example, "phenylalkyl" denotes the radical $\text{R}'\text{R}''$ -, wherein R' is a phenyl radical, and R'' is an alkylene radical as defined herein with the understanding that the attachment point of the phenylalkyl moiety will be on the alkylene radical. Examples of arylalkyl radicals include, but are not limited to, benzyl, phenylethyl, 3-phenylpropyl. The terms "arylalkyl" or "aralkyl" are interpreted similarly except R' is an aryl radical. The terms

"(het)arylalkyl" or "(het)aralkyl" are interpreted similarly except R' is optionally an aryl or a heteroaryl radical.

The term "alkylene" as used herein denotes a divalent saturated linear hydrocarbon radical of 1 to 10 carbon atoms (*e.g.*, (CH₂)_n) or a branched saturated divalent hydrocarbon radical of 2 to 10 carbon atoms (*e.g.*, -CHMe- or -CH₂CH(*i*-Pr)CH₂-), unless otherwise indicated. Except in the case of methylene, the open valences of an alkylene group are not attached to the same atom. Examples of alkylene radicals include, but are not limited to, methylene, ethylene, propylene, 2-methyl-propylene, 1,1-dimethyl-ethylene, butylene, 2-ethylbutylene.

The term "alkoxy" as used herein means an -O-alkyl group, wherein alkyl is as defined above such as methoxy, ethoxy, *n*-propyloxy, *i*-propyloxy, *n*-butyloxy, *i*-butyloxy, *t*-butyloxy, pentyloxy, hexyloxy, including their isomers. "Lower alkoxy" as used herein denotes an alkoxy group with a "lower alkyl" group as previously defined. "C₁₋₁₀ alkoxy" as used herein refers to an -O-alkyl wherein alkyl is C₁₋₁₀.

As used herein, "amino acid" refers to a group represented by R'-NH-CH(R)-C(O)-R', R'-NR''-CH(R)-C(O)-R', or [R'-N(R'')₂-CH(R)-C(O)-R']⁺, including pharmaceutically acceptable salts thereof, wherein each R'' is independently lower alkyl, such as methyl or ethyl, each R' is independently hydrogen, halogen, an aliphatic group, a substituted aliphatic group, an aromatic group, another amino acid, a peptide or a substituted aromatic group. Each R is independently hydrogen or a protected or unprotected side-chain of a naturally-occurring amino acid. Examples of said amino acids include, but are not limited to, alanine, valine, leucine, isoleucine, aspartic acid, glutamic acid, serine, threonine, glutamine, asparagine, arginine, lysine, ornithine, proline, hydroxyproline, phenylalanine, tyrosine, tryptophan, cysteine, methionine and histidine.

As used herein, naturally occurring "amino acid side-chains" include methyl (alanine), isopropyl (valine), *sec*-butyl (isoleucine), -CH₂CH(-CH₃)₂ (leucine), benzyl (phenylalanine), *p*-hydroxybenzyl (tyrosine), -CH₂-OH (serine), -CHOHCH₃ (threonine), -CH₂-3-indoyl (tryptophan), -CH₂COOH (aspartic acid), -CH₂CH₂COOH (glutamic acid),

- 30 -

-CH₂C(O)NH₂ (asparagine), -CH₂CH₂C(O)NH₂ (glutamine), -CH₂SH, (cysteine), -CH₂CH₂SCH₃ (methionine), -[(CH₂)₄NH₂] (lysine), -[(CH₂)₃NH₂] (ornithine), -[(CH₂)₄NHC(=NH)NH₂] (arginine) and -CH₂-3-imidazolyl (histidine).

“Aryl” means a monovalent cyclic aromatic hydrocarbon moiety consisting of a mono-, bi- or tricyclic aromatic ring. The aryl group can be optionally substituted as defined herein. Examples of aryl moieties include, but are not limited to, optionally substituted phenyl, naphthyl, phenanthryl, fluorenyl, indenyl, pentalenyl, azulenyl, oxydiphenyl, biphenyl, methylenediphenyl, aminodiphenyl, diphenylsulfidyl, diphenylsulfonyl, diphenylisopropylidenyl, benzodioxanyl, benzofuranyl, benzodioxyl, benzopyranyl, benzoxazinyl, benzoxazinonyl, benzopiperadiny, benzopiperazinyl, benzopyrrolidiny, benzomorpholinyl, methylenedioxyphenyl, ethylenedioxyphenyl, and the like, including partially hydrogenated derivatives thereof.

The term "base" includes, but is not limited to, NaOH, KOH, LiOH and alkali metal carbonates such as potassium carbonate, sodium carbonate, lithium carbonate, sodium bicarbonate, cesium carbonate and the like.

“Cycloalkyl” means a monovalent saturated carbocyclic moiety consisting of mono- or bicyclic rings. Cycloalkyl can optionally be substituted with one or more substituents, wherein each substituent is independently hydroxy, alkyl, alkoxy, halo, haloalkyl, amino, monoalkylamino, or dialkylamino, unless otherwise specifically indicated. Examples of cycloalkyl moieties include, but are not limited to, cyclopropyl, cyclobutyl, cyclopentyl, cyclohexyl, cycloheptyl, and the like, including partially unsaturated derivatives thereof.

“Cycloalkylalkyl” mean a moiety of the formula -R^a-R^b, where R^a is alkylene and R^b is cycloalkyl as defined herein.

The term "heteroalkyl" as used herein refers to an alkyl radical as defined herein wherein one, two or three hydrogen atoms have been replaced with a substituent independently selected from the group consisting of -OR^a, -NR^bR^c, and -S(O)_nR^d (where n is an integer from 0 to 2), with the understanding that the point of attachment of the heteroalkyl radical is through a carbon atom, wherein R^a is hydrogen, acyl, alkyl, cycloalkyl, or

cycloalkylalkyl; R^b and R^c are independently of each other hydrogen, acyl, alkyl, cycloalkyl, or cycloalkylalkyl; and when n is 0, R^d is hydrogen, alkyl, cycloalkyl, or cycloalkylalkyl, and when n is 1 or 2, R^d is alkyl, cycloalkyl, cycloalkylalkyl, amino, acylamino, or alkylamino. Representative examples include, but are not limited to, 2-hydroxyethyl, 3-hydroxypropyl, 2-hydroxy-1-hydroxymethylethyl, 2,3-dihydroxypropyl, 1-hydroxymethylethyl, 3-hydroxybutyl, 2,3-dihydroxybutyl, 2-hydroxy-1-methylpropyl, 2-aminoethyl, 3-aminopropyl, 2-methylsulfonylethyl, aminosulfonylmethyl, aminosulfonylethyl, aminosulfonylpropyl, methylaminosulfonylmethyl, methylaminosulfonylethyl, methylaminosulfonylpropyl, and the like.

The term "heteroaryl" or "heteroaromatic" as used herein means a monocyclic or bicyclic radical of 5 to 12 ring atoms having at least one aromatic ring containing four to eight atoms per ring, incorporating one or more N, O, or S heteroatoms, the remaining ring atoms being carbon, with the understanding that the attachment point of the heteroaryl radical will be on an aromatic ring. As well known to those skilled in the art, heteroaryl rings have less aromatic character than their all-carbon counter parts. Thus, for the purposes of the invention, a heteroaryl group need only have some degree of aromatic character. Examples of heteroaryl moieties include monocyclic aromatic heterocycles having 5 to 6 ring atoms and 1 to 3 heteroatoms include, but is not limited to, pyridinyl, pyrimidinyl, pyrazinyl, pyrrolyl, pyrazolyl, imidazolyl, oxazol, isoxazole, thiazole, isothiazole, triazoline, thiadiazole and oxadiazole which can optionally be substituted with one or more, preferably one or two substituents selected from hydroxy, cyano, alkyl, alkoxy, thio, lower haloalkoxy, alkylthio, halo, haloalkyl, alkylsulfinyl, alkylsulfonyl, halogen, amino, alkylamino, dialkylamino, aminoalkyl, alkylaminoalkyl, and dialkylaminoalkyl, nitro, alkoxy carbonyl and carbamoyl, alkylcarbamoyl, dialkylcarbamoyl, arylcarbamoyl, alkylcarbonylamino and arylcarbonylamino. Examples of bicyclic moieties include, but are not limited to, quinolinyl, isoquinolinyl, benzofuryl, benzothiophenyl, benzoxazole, benzisoxazole, benzothiazole and benzisothiazole. Bicyclic moieties can be optionally substituted on either ring; however the point of attachment is on a ring containing a heteroatom.

The term "heterocyclyl", "heterocycle", or "heterocycloalkyl" as used herein denotes a monovalent saturated cyclic radical, consisting of one or more rings, preferably one to two rings, of three to eight atoms per ring, incorporating one or more ring heteroatoms (chosen from N,O or S(O)₀₋₂), and which can optionally be independently substituted with one or more, preferably one or two substituents selected from hydroxy, oxo, cyano, lower alkyl, lower alkoxy, lower haloalkoxy, alkylthio, halo, haloalkyl, hydroxyalkyl, nitro, alkoxy carbonyl, amino, alkylamino, alkylsulfonyl, arylsulfonyl, alkylaminosulfonyl, arylaminosulfonyl, alkylsulfonylamino, arylsulfonylamino, alkylaminocarbonyl, arylaminocarbonyl, alkylcarbonylamino, arylcarbonylamino, unless otherwise indicated. Examples of heterocyclic radicals include, but are not limited to, azetidiny, pyrrolidiny, hexahydroazepiny, oxetany, tetrahydrofurany, tetrahydrothiopheny, oxazolidiny, thiazolidiny, isoxazolidiny, morpholiny, piperaziny, piperidiny, tetrahydropyrany, thiomorpholiny, quinuclidiny and imidazoliny.

The term "hydroxyalkyl" or "lower hydroxy alkyl" as used herein denotes an alkyl radical and lower alkyl radical, respectively, as herein defined, wherein one to three hydrogen atoms on different carbon atoms is/are replaced by hydroxyl groups.

Commonly used abbreviations include: acetyl (Ac), azo-*bis*-isobutyrylnitrile (AIBN), atmospheres (Atm), 9-borabicyclo[3.3.1]nonane (9-BBN or BBN), *tert*-butoxycarbonyl (Boc), di-*tert*-butyl pyrocarbonate or boc anhydride (BOC₂O), benzyl (Bn), butyl (Bu), Chemical Abstracts Registration Number (CASRN), benzyloxycarbonyl (CBZ or Z), carbonyl diimidazole (CDI), 1,4-diazabicyclo[2.2.2]octane (DABCO), diethylaminosulfur trifluoride (DAST), dibenzylideneacetone (dba), 1,5-diazabicyclo[4.3.0]non-5-ene (DBN), 1,8-diazabicyclo[5.4.0]undec-7-ene (DBU), N,N'-dicyclohexylcarbodiimide (DCC), 1,2-dichloroethane (DCE), dichloromethane (DCM), diethyl azodicarboxylate (DEAD), di-*iso*-propylazodicarboxylate (DIAD), di-*iso*-butylaluminumhydride (DIBAL or DIBAL-H), di-*iso*-propylethylamine (DIPEA), N,N-dimethyl acetamide (DMA), 4-N,N-dimethylaminopyridine (DMAP), N,N-dimethylformamide (DMF), dimethyl sulfoxide (DMSO), 1,1'-*bis*-(diphenylphosphino)ethane (dppe), 1,1'-*bis*-(diphenylphosphino)ferrocene (dppf), 1-(3-dimethylaminopropyl)-3-ethylcarbodiimide hydrochloride (EDCI), ethyl (Et), ethyl

acetate (EtOAc), ethanol (EtOH), 2-ethoxy-2*H*-quinoline-1-carboxylic acid ethyl ester (EEDQ), diethyl ether (Et₂O), O-(7-azabenzotriazole-1-yl)-N, N, N', N'-tetramethyluronium hexafluorophosphate acetic acid (HATU), acetic acid (HOAc), 1-N-hydroxybenzotriazole (HOBt), high pressure liquid chromatography (HPLC), *iso*-propanol (IPA), lithium hexamethyl disilazane (LiHMDS), methanol (MeOH), melting point (mp), MeSO₂- (mesyl or Ms), , methyl (Me), acetonitrile (MeCN), *m*-chloroperbenzoic acid (MCPBA), mass spectrum (ms), methyl *t*-butyl ether (MTBE), N-bromosuccinimide (NBS), N-carboxyanhydride (NCA), N-chlorosuccinimide (NCS), N-methylmorpholine (NMM), N-methylpyrrolidone (NMP), pyridinium chlorochromate (PCC), pyridinium dichromate (PDC), phenyl (Ph), propyl (Pr), *iso*-propyl (*i*-Pr), pounds per square inch (psi), pyridine (pyr), room temperature (rt or RT), *tert*-butyldimethylsilyl or *t*-BuMe₂Si (TBDMS), triethylamine (TEA or Et₃N), 2,2,6,6-tetramethylpiperidine 1-oxyl (TEMPO), triflate or CF₃SO₂- (Tf), trifluoroacetic acid (TFA), 1,1'-*bis*-2,2,6,6-tetramethylheptane-2,6-dione (TMHD), O-benzotriazol-1-yl-N, N, N', N'-tetramethyluronium tetrafluoroborate (TBTU), thin layer chromatography (TLC), tetrahydrofuran (THF), trimethylsilyl or Me₃Si (TMS), *p*-toluenesulfonic acid monohydrate (TsOH or pTsOH), 4-Me-C₆H₄SO₂- or tosyl (Ts), N-urethane-N-carboxyanhydride (UNCA),. Conventional nomenclature including the prefixes *normal* (*n*), *iso* (*i*-), *secondary* (*sec*-), *tertiary* (*tert*-) and *neo* have their customary meaning when used with an alkyl moiety. (J. Rigaudy and D. P. Klesney, *Nomenclature in Organic Chemistry*, IUPAC 1979 Pergamon Press, Oxford.).

“Preferred “oxidizing agents” include peracids like *m*-chloroperbenzoic acid (MCPBA) and peracetic acid, but other oxidizing agents like hydrogen peroxide, permanganate salts, or persulfate salts can be used to oxidize a thioether to a sulfone.

“Leaving group” means a group with the meaning conventionally associated with it in synthetic organic chemistry, i.e., an atom or group displaceable under substitution reaction conditions. Examples of leaving groups include, but are not limited to, halogen, alkane- or arylsulfonyloxy, such as methanesulfonyloxy, ethanesulfonyloxy, thiomethyl, benzenesulfonyloxy, tosyloxy, and thienyloxy, dihalophosphinoyloxy, optionally substituted benzyloxy, isopropyloxy, acyloxy, and the like.

“Agonist” refers to a compound that enhances the activity of another compound or receptor site.

“Antagonist” refers to a compound that diminishes or prevents the action of another compound or receptor site.

The term “drug candidate” refers to a compound or preparation which is to be tested for possible effect in the treatment of a disease state in an animal, regardless of whether said drug candidate has any known biological activity.

The term “homologous” as used herein refers to a protein that performs substantially the same function in another subject species and shares substantial sequence identity, to the extent that they are recognized in the art as being different versions of the same protein, differing primarily in the species in which they are found. Thus, for example, human ERG, mouse ERG, and rat ERG are all considered homologous to each other.

“Modulator” means a molecule that interacts with a target. The interactions include, but are not limited to, agonist, antagonist, and the like, as defined herein.

“Disease” and “Disease state” means any disease, condition, symptom, disorder or indication.

The term “cell line” refers to a clone of immortalized mammalian cells. A “stable” cell line is a cell line that exhibits substantially consistent characteristics over time (e.g., with each doubling). A stable cell line within the scope of this invention provides a substantial proportion of cells that are capable of providing a seal resistance of greater than about 50 MOhm, a current amplitude of greater than about 200 pA, and provide a current amplitude that does not vary by more than approximately 20% over one hour under control conditions.

"Pharmaceutically acceptable salts" of a compound means salts that are pharmaceutically acceptable, as defined herein, and that possess the desired pharmacological activity of the parent compound. Such salts include:

(1) acid addition salts formed with inorganic acids such as hydrochloric acid, hydrobromic acid, sulfuric acid, nitric acid, phosphoric acid, and the like; or formed with organic acids such as acetic acid, benzenesulfonic acid, benzoic, camphorsulfonic acid, citric acid, ethanesulfonic acid, fumaric acid, glucoheptonic acid, gluconic acid, glutamic acid, glycolic acid, hydroxynaphthoic acid, 2-hydroxyethanesulfonic acid, lactic acid, maleic acid, malic acid, malonic acid, mandelic acid, methanesulfonic acid, muconic acid, 2-naphthalenesulfonic acid, propionic acid, salicylic acid, succinic acid, tartaric acid, p-toluenesulfonic acid, trimethylacetic acid, and the like; or

(2) salts formed when an acidic proton present in the parent compound either is replaced by a metal ion, e.g., an alkali metal ion, an alkaline earth ion, or an aluminum ion; or coordinates with an organic or inorganic base. Acceptable organic bases include diethanolamine, ethanolamine, N-methylglucamine, triethanolamine, tromethamine, and the like. Acceptable inorganic bases include aluminum hydroxide, calcium hydroxide, potassium hydroxide, sodium carbonate and sodium hydroxide.

It should be understood that all references to pharmaceutically acceptable salts include solvent addition forms (solvates) or crystal forms (polymorphs) as defined herein, of the same acid addition salt.

The preferred pharmaceutically acceptable salts are the salts formed from acetic acid, hydrochloric acid, sulphuric acid, methanesulfonic acid, maleic acid, phosphoric acid, tartaric acid, citric acid, sodium, potassium, calcium, zinc, and magnesium.

"Solvates" means solvent additions forms that contain either stoichiometric or non stoichiometric amounts of solvent. Some compounds have a tendency to trap a fixed molar ratio of solvent molecules in the crystalline solid state, thus forming a solvate. If the solvent is water the solvate formed is a hydrate, when the solvent is alcohol, the solvate formed is an alcoholate. Hydrates are formed by the combination of one or more molecules of water with one of the substances in which the water retains its molecular state as H₂O, such combination being able to form one or more hydrate.

"Subject" includes mammals and birds. "Mammals" means any member of the mammalia class including, but not limited to, humans; non-human primates such as chim-

- 36 -

panzees and other apes and monkey species; farm animals such as cattle, horses, sheep, goats, and swine; domestic animals such as rabbits, dogs, and cats; laboratory animals including rodents, such as rats, mice, and guinea pigs; and the like. The term "subject" does not denote a particular age or sex.

"Therapeutically effective amount" means an amount of a compound that, when administered to a subject for treating a disease state, is sufficient to effect such treatment for the disease state. The "therapeutically effective amount" will vary depending on the compound, disease state being treated, the severity of the disease treated, the age and relative health of the subject, the route and form of administration, the judgement of the attending medical or veterinary practitioner, and other factors.

"Pharmacological effect" as used herein encompasses effects produced in the subject that achieve the intended purpose of a therapy. For example, a pharmacological effect would be one that results in the prevention, alleviation or reduction of urinary incontinence in a treated subject.

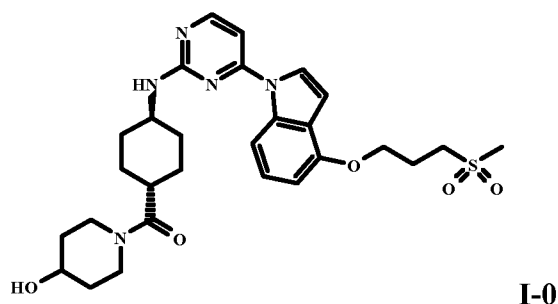
"Disease state" means any disease, condition, symptom, or indication.

"Treating" or "treatment" of a disease state includes (i) preventing the disease state, *i.e.* causing the clinical symptoms of the disease state not to develop in a subject that may be exposed to or predisposed to the disease state, but does not yet experience or display symptoms of the disease state; (ii) inhibiting the disease state, *i.e.*, arresting the development of the disease state or its clinical symptoms; or (iii) relieving the disease state, *i.e.*, causing temporary or permanent regression of the disease state or its clinical symptoms.

All patents and publications identified herein are incorporated herein by reference in their entirety.

COMPOUNDS AND PREPARATION

Compounds described below are prodrugs of JNK inhibitor (4-hydroxy-piperidin-1-yl)-(4-{4-[4-(3-methanesulfonyl-propoxy)-indol-1-yl]-pyrimidin-2-ylamino}-cyclohexyl)-methanone (**I-0**), and are useful for inhibiting JNK and treating JNK-mediated disorders, and the like. Examples of representative compounds encompassed by the present invention and within the scope of the invention are provided in Table X as compounds **I-1** to **I-31** and are prodrugs of the parent drug compound **I-0**:

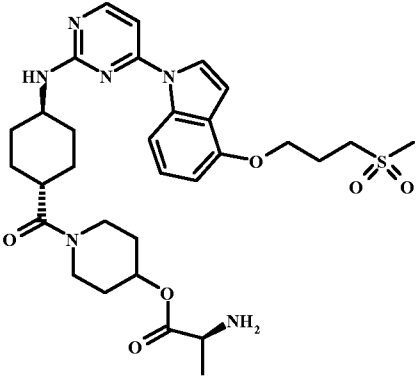
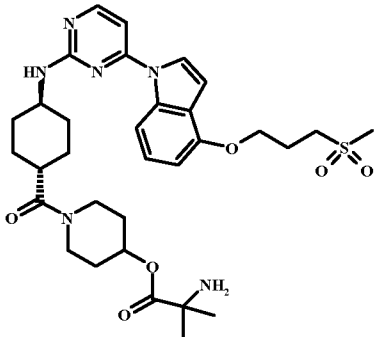
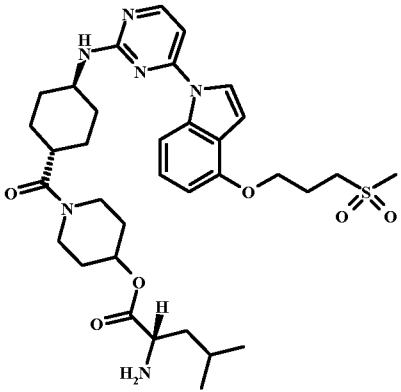
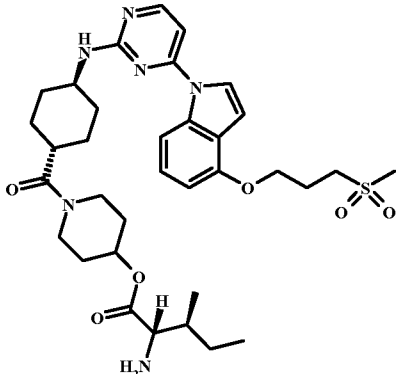


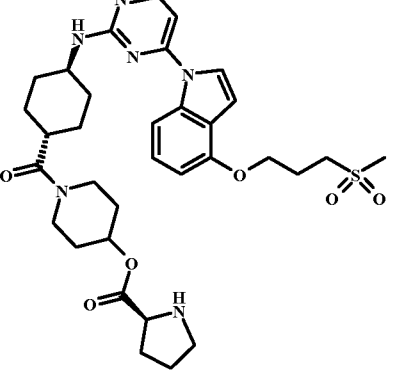
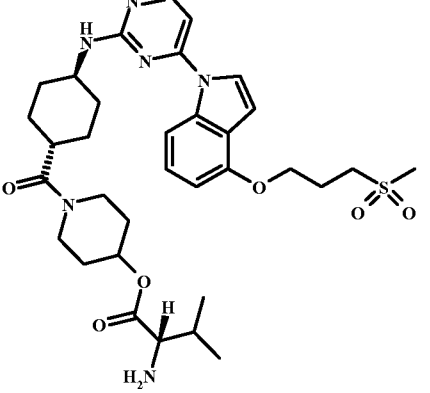
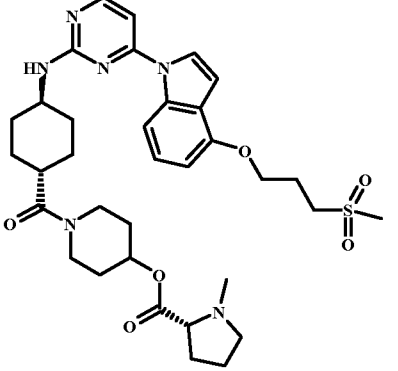
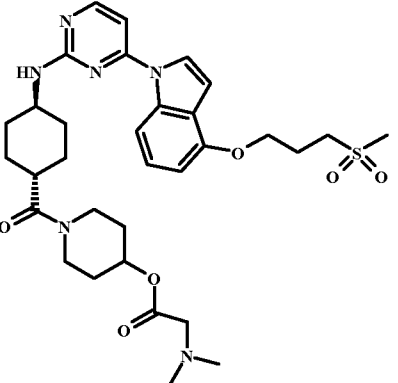
These examples and preparations which follow are provided to enable those skilled in the art to more clearly understand and to practice the present invention. They should not be considered as limiting the scope of the invention, but merely as being illustrative and representative thereof.

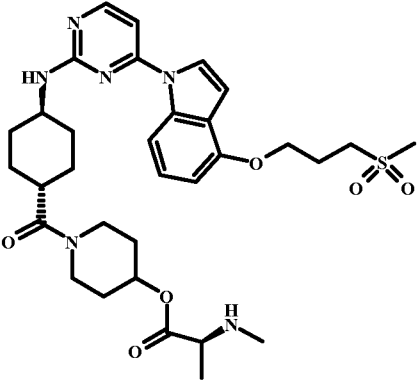
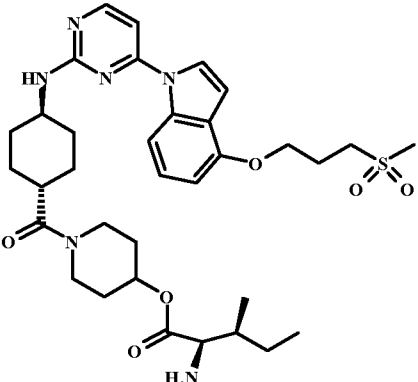
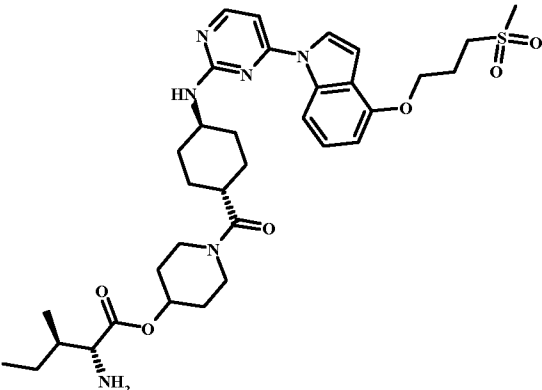
In general, the nomenclature used in this Application is based on AUTONOMTM v.4.0, a Beilstein Institute computerized system for the generation of IUPAC systematic nomenclature. If there is a discrepancy between a depicted structure and a name given that structure, the depicted structure is to be accorded more weight. In addition, if the stereochemistry of a structure or a portion of a structure is not indicated with, for example, bold or dashed lines, the structure or portion of the structure is to be interpreted as encompassing all stereoisomers of it.

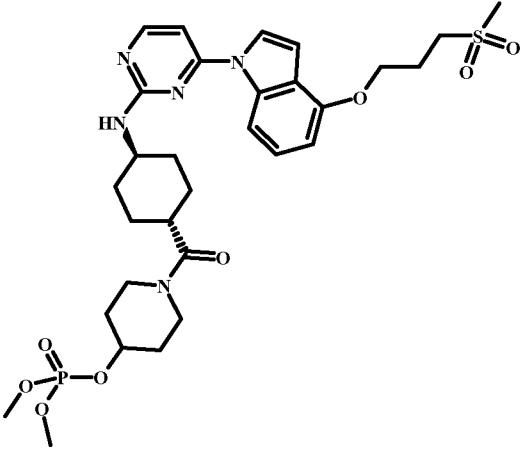
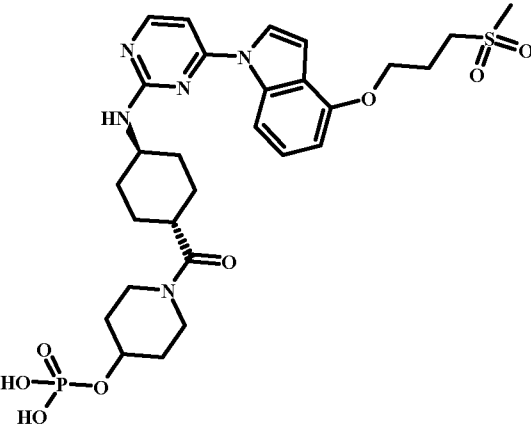
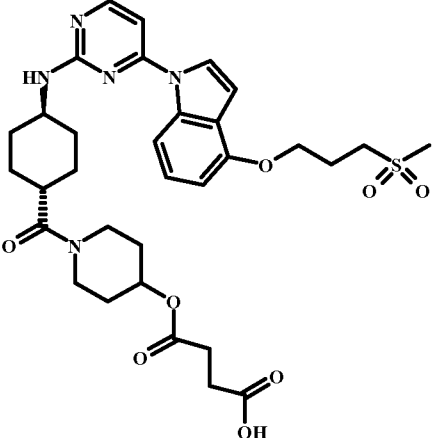
TABLE X.

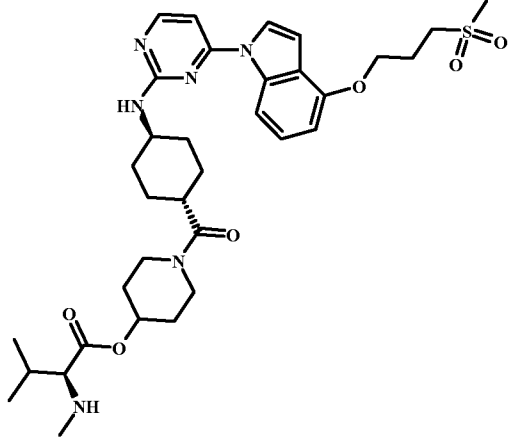
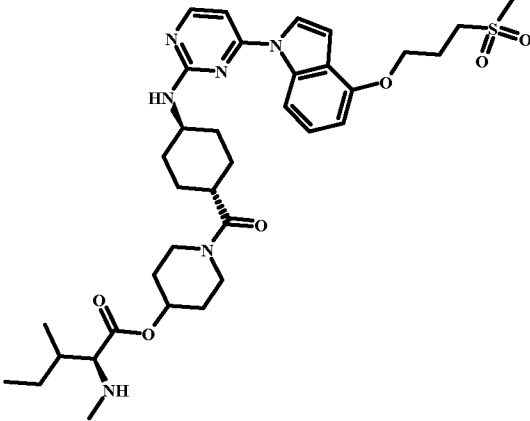
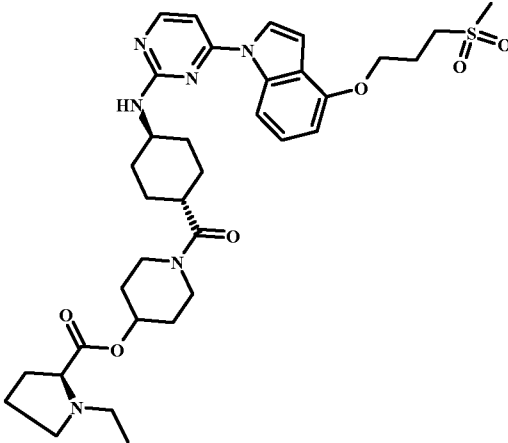
Compound	Nomenclature	Structure	Melting point

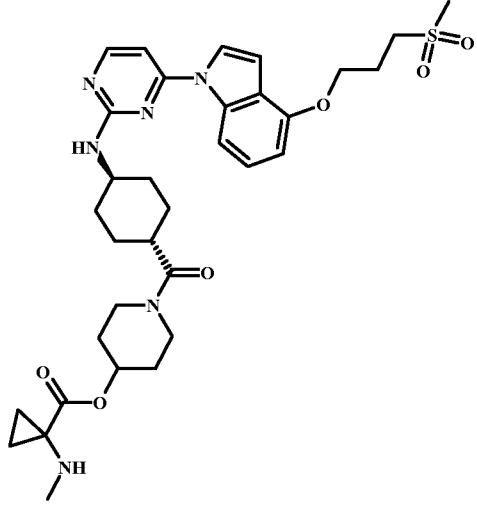
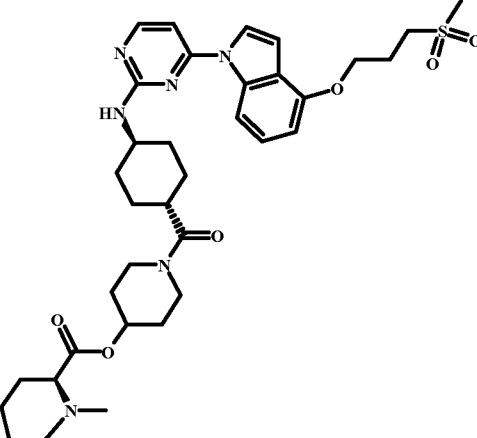
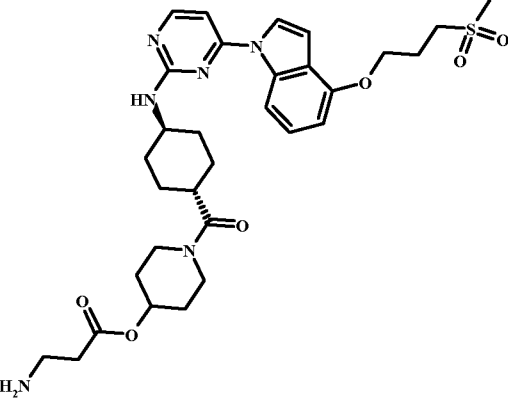
I-1	(S)-2-Amino-propionic acid 1-(4-{4-[4-(3-methanesulfonyl-propoxy)-indol-1-yl]-pyrimidin-2-ylamino}-cyclohexanecarbonyl)-piperidin-4-yl ester		202.2- 203.2
I-2	2-Amino-2-methyl-propionic acid 1-(4-{4-[4-(3-methanesulfonyl-propoxy)-indol-1-yl]-pyrimidin-2-ylamino}-cyclohexanecarbonyl)-piperidin-4-yl ester		219.0- 220.0
I-3	(S)-2-Amino-4-methyl-pentanoic acid 1-(4-{4-[4-(3-methanesulfonyl-propoxy)-indol-1-yl]-pyrimidin-2-ylamino}-cyclohexanecarbonyl)-piperidin-4-yl ester		153.0- 154.0
I-4	(2S,3S)-2-Amino-3-methyl-pentanoic acid 1-(4-{4-[4-(3-methanesulfonyl-propoxy)-indol-1-yl]-pyrimidin-2-ylamino}-cyclohexanecarbonyl)-piperidin-4-yl ester		137.0- 138.0

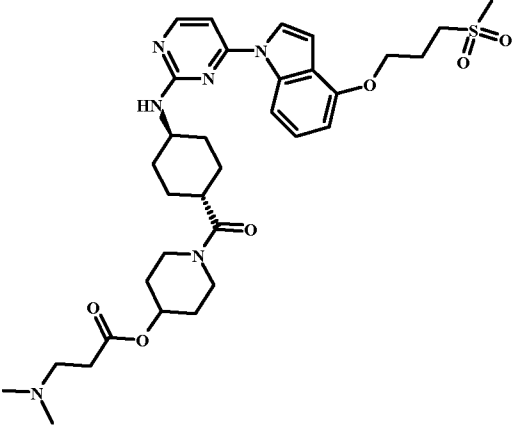
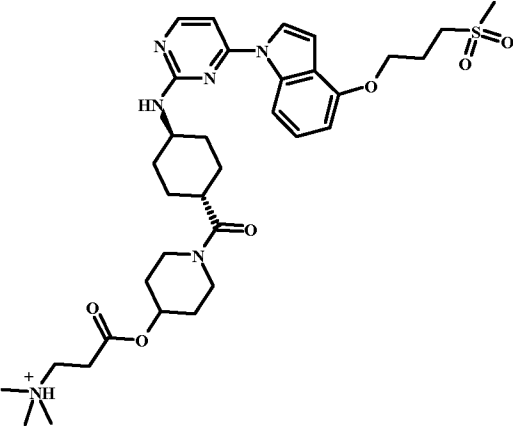
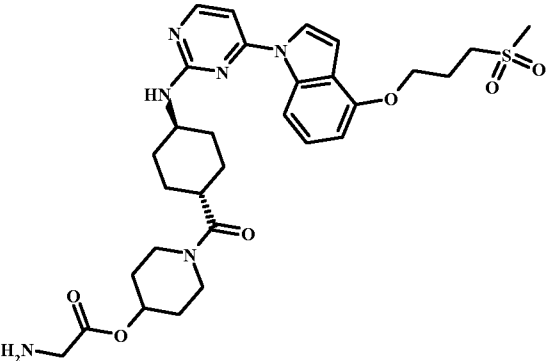
I-5	(S)-Pyrrolidine-2-carboxylic acid 1-(4-{4-[4-(3-methanesulfonyl-propoxy)-indol-1-yl]-pyrimidin-2-ylamino}-cyclohexanecarbonyl)-piperidin-4-yl ester		147.0- 148.0
I-6	(S)-2-Amino-3-methyl-butyric acid 1-(4-{4-[4-(3-methanesulfonyl-propoxy)-indol-1-yl]-pyrimidin-2-ylamino}-cyclohexanecarbonyl)-piperidin-4-yl ester		163.0- 164.0
I-7	(R)-1-Methyl-pyrrolidine-2-carboxylic acid 1-(4-{4-[4-(3-methanesulfonyl-propoxy)-indol-1-yl]-pyrimidin-2-ylamino}-cyclohexanecarbonyl)-piperidin-4-yl ester		127.0- 128.0
I-8	Dimethylamino-acetic acid 1-(4-{4-[4-(3-methanesulfonyl-propoxy)-indol-1-yl]-pyrimidin-2-ylamino}-cyclohexanecarbonyl)-piperidin-4-yl ester		177.0- 178.0

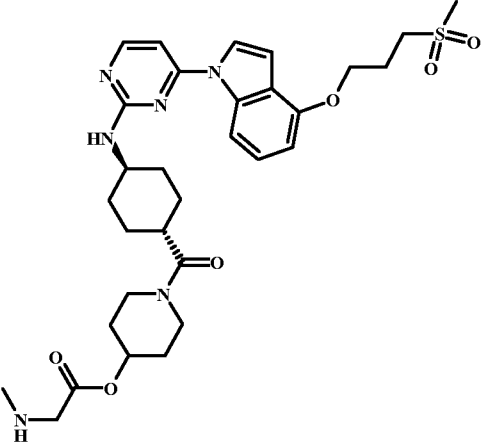
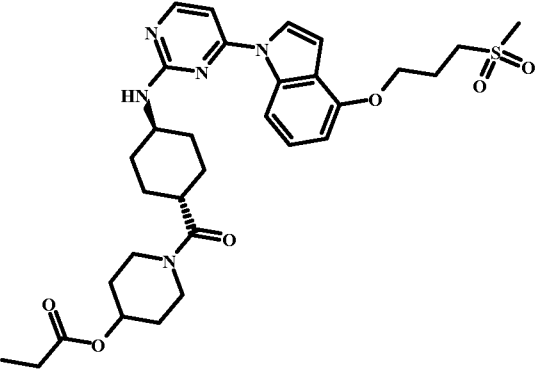
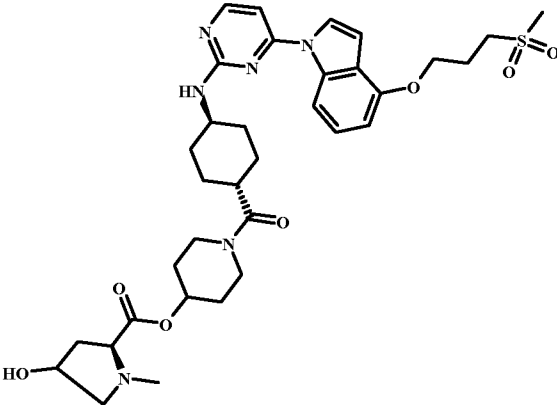
I-9	(S)-2-Methylamino-propionic acid 1-(4-{4-[4-(3-methanesulfonyl-propoxy)-indol-1-yl]-pyrimidin-2-ylamino}-cyclohexanecarbonyl)-piperidin-4-yl ester		182.0-183.0
I-10	(2R,3S)-2-Amino-3-methyl-pentanoic acid 1-(4-{4-[4-(3-methanesulfonyl-propoxy)-indol-1-yl]-pyrimidin-2-ylamino}-cyclohexanecarbonyl)-piperidin-4-yl ester		150.0-200.0
I-11	(2R,3R)-2-Amino-3-methyl-pentanoic acid 1-(4-{4-[4-(3-methanesulfonyl-propoxy)-indol-1-yl]-pyrimidin-2-ylamino}-cyclohexanecarbonyl)-piperidin-4-yl ester		147.0-148.0

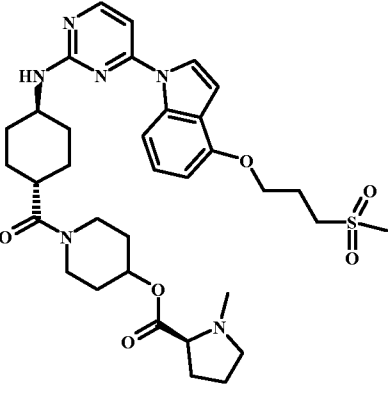
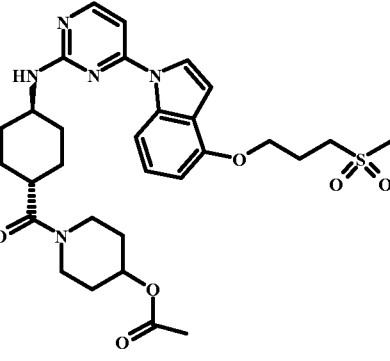
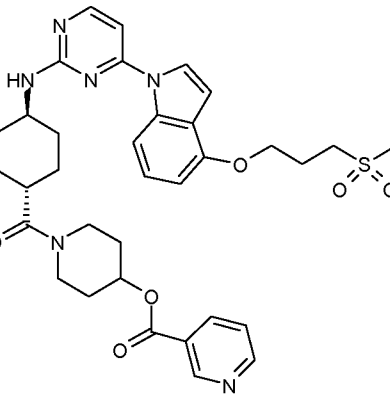
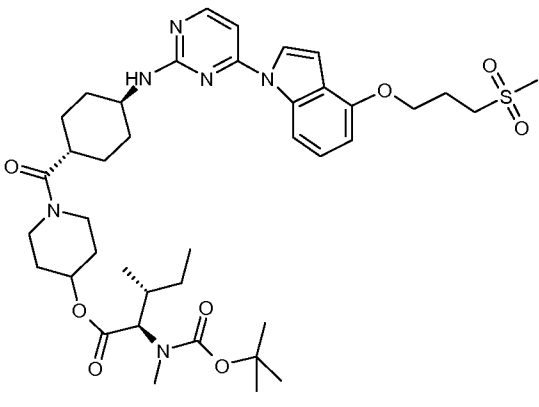
I-12	Phosphoric acid 1-(4-{4-[4-(3-methanesulfonyl-propoxy)-indol-1-yl]-pyrimidin-2-ylamino}-cyclohexanecarbonyl)-piperidin-4-yl ester dimethyl ester		135.0- 136.0
I-13	Phosphoric acid mono-[1-(4-{4-[4-(3-methanesulfonyl-propoxy)-indol-1-yl]-pyrimidin-2-ylamino}-cyclohexanecarbonyl)-piperidin-4-yl] ester		201.3- 208.8
I-14	Succinic acid mono-[1-(4-{4-[4-(3-methanesulfonyl-propoxy)-indol-1-yl]-pyrimidin-2-ylamino}-cyclohexanecarbonyl)-piperidin-4-yl] ester		214.2- 217.7

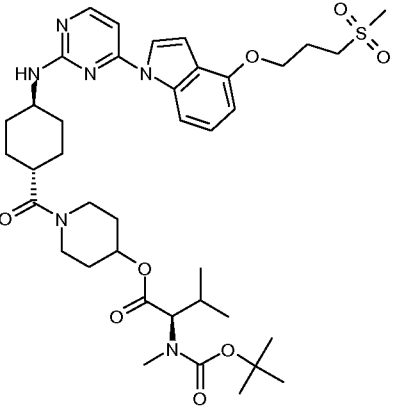
I-15	(R)-3-Methyl-2-methylamino-butyrac acid 1-(4-{4-[4-(3-methanesulfonyl-propoxy)-indol-1-yl]-pyrimidin-2-ylamino}-cyclohexanecarbonyl)-piperidin-4-yl ester		105.0-107.0
I-16	(2R,3R)-3-Methyl-2-methylamino-pentanoic acid 1-(4-{4-[4-(3-methanesulfonyl-propoxy)-indol-1-yl]-pyrimidin-2-ylamino}-cyclohexanecarbonyl)-piperidin-4-yl ester		
I-17	(S)-1-Ethyl-pyrrolidine-2-carboxylic acid 1-(4-{4-[4-(3-methanesulfonyl-propoxy)-indol-1-yl]-pyrimidin-2-ylamino}-cyclohexanecarbonyl)-piperidin-4-yl ester		

I-18	1-Methylamino-cyclopropanecarboxylic acid 1-(4-{4-[4-(3-methanesulfonyl-propoxy)-indol-1-yl]-pyrimidin-2-ylamino}-cyclohexanecarbonyl)-piperidin-4-yl ester		
I-19	(S)-1-Methylpiperidine-2-carboxylic acid 1-(4-{4-[4-(3-methanesulfonyl-propoxy)-indol-1-yl]-pyrimidin-2-ylamino}-cyclohexanecarbonyl)-piperidin-4-yl ester		
I-20	3-Amino-propionic acid 1-(4-{4-[4-(3-methanesulfonyl-propoxy)-indol-1-yl]-pyrimidin-2-ylamino}-cyclohexanecarbonyl)-piperidin-4-yl ester		

I-21	3-Dimethylamino-propionic acid 1-(4-{4-[4-(3-methanesulfonyl-propoxy)-indol-1-yl]-pyrimidin-2-ylamino}-cyclohexanecarbonyl)-piperidin-4-yl ester		
I-22	Trimethylammonium-propionic acid 1-(4-{4-[4-(3-methanesulfonyl-propoxy)-indol-1-yl]-pyrimidin-2-ylamino}-cyclohexanecarbonyl)-piperidin-4-yl ester		
I-23	Amino-acetic acid 1-(4-{4-[4-(3-methanesulfonyl-propoxy)-indol-1-yl]-pyrimidin-2-ylamino}-cyclohexanecarbonyl)-piperidin-4-yl ester		

I-24	Methylamino-acetic acid 1-(4-{4-[4-(3-methanesulfonyl-propoxy)-indol-1-yl]-pyrimidin-2-ylamino}-cyclohexanecarbonyl)-piperidin-4-yl ester		
I-25	Propionic acid 1-(4-{4-[4-(3-methanesulfonyl-propoxy)-indol-1-yl]-pyrimidin-2-ylamino}-cyclohexanecarbonyl)-piperidin-4-yl ester		
I-26	(S)-4-Hydroxy-1-methyl-pyrrolidine-2-carboxylic acid 1-(4-{4-[4-(3-methanesulfonyl-propoxy)-indol-1-yl]-pyrimidin-2-ylamino}-cyclohexanecarbonyl)-piperidin-4-yl ester		

I-27	(S)-1-Methyl-pyrrolidine-2-carboxylic acid 1-(4-{4-[4-(3-methanesulfonyl-propoxy)-indol-1-yl]-pyrimidin-2-ylamino}-cyclohexanecarbonyl)-piperidin-4-yl ester		127.0- 128.0
I-28	Acetic acid 1-(4-{4-[4-(3-methanesulfonyl-propoxy)-indol-1-yl]-pyrimidin-2-ylamino}-cyclohexanecarbonyl)-piperidin-4-yl ester		
I-29	Nicotinic acid 1-(4-{4-[4-(3-methanesulfonyl-propoxy)-indol-1-yl]-pyrimidin-2-ylamino}-cyclohexanecarbonyl)-piperidin-4-yl ester		
I-30	(2R,3R)-2-(tert-Butoxycarbonyl-methyl-amino)-3-methyl-pentanoic acid 1(4-{4-[4-(3-methanesulfonyl-propoxy)-indol-1-yl]-pyrimidin-2-ylamino}-cyclohexanecarbonyl)-piperidin-4-yl ester		

I-31	(R)-2-(tert-Butoxycarbonyl-methyl-amino)-3-methyl-butyrac acid 1-(4-{4-[4-(3-methanesulfonyl-propoxy)-indol-1-yl]-pyrimidin-2-ylamino}-cyclohexanecarbonyl)-piperidin-4-yl ester	 <p>The chemical structure of compound I-31 is a complex molecule. It features a central piperidine ring substituted at the 4-position with an ester group. This ester group is linked to a chiral center (R configuration) which is part of a 2-amino-3-methylbutanoic acid derivative. The amino group of this derivative is further substituted with a cyclohexane ring. The cyclohexane ring is connected to a pyrimidin-2-ylamino group. This pyrimidin-2-ylamino group is further substituted with an indole ring system. The indole ring is substituted at the 1-position with a 4-(3-methanesulfonylpropoxy) group. The methanesulfonyl group is represented as a sulfur atom double-bonded to two oxygen atoms and single-bonded to a methyl group.</p>	
------	--	--	--

UTILITY

The compounds of this invention are JNK modulators and as such are expected to be effective in the treatment of a wide range of JNK mediated disorders. Exemplary JNK mediated disorders include, but are not limited to, autoimmune disorders, inflammatory disorders, metabolic disorders, neurological disease, and cancer. Accordingly, compounds of the invention can be used to treat one or more of such disorders. In some embodiments, compounds of the invention can be used to treat a JNK mediated disorder such as rheumatoid arthritis, asthma, type II diabetes, Alzheimer's disease, Parkinson's disease or stroke.

Administration and Pharmaceutical Compositions

The invention includes pharmaceutical compositions comprising at least one compound of the present invention, or an individual isomer, racemic or non-racemic mixture of isomers or a pharmaceutically acceptable salt or solvate thereof, together with at least one pharmaceutically acceptable carrier, and optionally other therapeutic and/or prophylactic ingredients.

In general, the compounds of the invention will be administered in a therapeutically effective amount by any of the accepted modes of administration for agents that serve similar utilities. Suitable dosage ranges are typically 1-500 mg daily, preferably 1-100 mg daily, and most preferably 1-30 mg daily, depending upon numerous factors such as the severity of the disease to be treated, the age and relative health of the subject, the potency of the compound used, the route and form of administration, the indication

towards which the administration is directed, and the preferences and experience of the medical practitioner involved. One of ordinary skill in the art of treating such diseases will be able, without undue experimentation and in reliance upon personal knowledge and the disclosure of this Application, to ascertain a therapeutically effective amount of the compounds of the present invention for a given disease.

Compounds of the invention may be administered as pharmaceutical formulations including those suitable for oral (including buccal and sub-lingual), rectal, nasal, topical, pulmonary, vaginal, or parenteral (including intramuscular, intraarterial, intrathecal, subcutaneous and intravenous) administration or in a form suitable for administration by inhalation or insufflation. The preferred manner of administration is generally oral using a convenient daily dosage regimen which can be adjusted according to the degree of affliction.

A compound or compounds of the invention, together with one or more conventional adjuvants, carriers, or diluents, may be placed into the form of pharmaceutical compositions and unit dosages. The pharmaceutical compositions and unit dosage forms may be comprised of conventional ingredients in conventional proportions, with or without additional active compounds or principles, and the unit dosage forms may contain any suitable effective amount of the active ingredient commensurate with the intended daily dosage range to be employed. The pharmaceutical compositions may be employed as solids, such as tablets or filled capsules, semisolids, powders, sustained release formulations, or liquids such as solutions, suspensions, emulsions, elixirs, or filled capsules for oral use; or in the form of suppositories for rectal or vaginal administration; or in the form of sterile injectable solutions for parenteral use.

Formulations containing about one (1) mg of active ingredient or, more broadly, about 0.01 to about one hundred (100) mg, per tablet, are accordingly suitable representative unit dosage forms.

The compounds of the invention may be formulated in a wide variety of oral administration dosage forms. The pharmaceutical compositions and dosage forms may comprise a compound or compounds of the present invention or pharmaceutically acceptable salts thereof as the active component. The pharmaceutically acceptable carriers may be either solid or liquid. Solid form preparations include powders, tablets,

pills, capsules, cachets, suppositories, and dispersible granules. A solid carrier may be one or more substances which may also act as diluents, flavoring agents, solubilizers, lubricants, suspending agents, binders, preservatives, tablet disintegrating agents, or an encapsulating material. In powders, the carrier generally is a finely divided solid which is a mixture with the finely divided active component. In tablets, the active component generally is mixed with the carrier having the necessary binding capacity in suitable proportions and compacted in the shape and size desired. The powders and tablets preferably contain from about one (1) to about seventy (70) percent of the active compound. Suitable carriers include but are not limited to magnesium carbonate, magnesium stearate, talc, sugar, lactose, pectin, dextrin, starch, gelatin, tragacanth, methylcellulose, sodium carboxymethylcellulose, a low melting wax, cocoa butter, and the like. The term "preparation" is intended to include the formulation of the active compound with encapsulating material as carrier, providing a capsule in which the active component, with or without carriers, is surrounded by a carrier, which is in association with it. Similarly, cachets and lozenges are included. Tablets, powders, capsules, pills, cachets, and lozenges may be as solid forms suitable for oral administration.

Other forms suitable for oral administration include liquid form preparations including emulsions, syrups, elixirs, aqueous solutions, aqueous suspensions, or solid form preparations which are intended to be converted shortly before use to liquid form preparations. Emulsions may be prepared in solutions, for example, in aqueous propylene glycol solutions or may contain emulsifying agents, for example, such as lecithin, sorbitan monooleate, or acacia. Aqueous solutions can be prepared by dissolving the active component in water and adding suitable colorants, flavors, stabilizers, and thickening agents. Aqueous suspensions can be prepared by dispersing the finely divided active component in water with viscous material, such as natural or synthetic gums, resins, methylcellulose, sodium carboxymethylcellulose, and other well known suspending agents. Solid form preparations include solutions, suspensions, and emulsions, and may contain, in addition to the active component, colorants, flavors, stabilizers, buffers, artificial and natural sweeteners, dispersants, thickeners, solubilizing agents, and the like.

The compounds of the invention may be formulated for parenteral administration (e.g., by injection, for example bolus injection or continuous infusion) and may be presented in unit dose form in ampoules, pre-filled syringes, small volume infusion or in multi-dose containers with an added preservative. The compositions may take such forms as suspensions, solutions, or emulsions in oily or aqueous vehicles, for example solutions in aqueous polyethylene glycol. Examples of oily or nonaqueous carriers, diluents, solvents or vehicles include propylene glycol, polyethylene glycol, vegetable oils (e.g., olive oil), and injectable organic esters (e.g., ethyl oleate), and may contain formulatory agents such as preserving, wetting, emulsifying or suspending, stabilizing and/or dispersing agents. Alternatively, the active ingredient may be in powder form, obtained by aseptic isolation of sterile solid or by lyophilization from solution for constitution before use with a suitable vehicle, e.g., sterile, pyrogen-free water.

The compounds of the invention may be formulated for topical administration to the epidermis as ointments, creams or lotions, or as a transdermal patch. Ointments and creams may, for example, be formulated with an aqueous or oily base with the addition of suitable thickening and/or gelling agents. Lotions may be formulated with an aqueous or oily base and will in general also containing one or more emulsifying agents, stabilizing agents, dispersing agents, suspending agents, thickening agents, or coloring agents. Formulations suitable for topical administration in the mouth include lozenges comprising active agents in a flavored base, usually sucrose and acacia or tragacanth; pastilles comprising the active ingredient in an inert base such as gelatin and glycerin or sucrose and acacia; and mouthwashes comprising the active ingredient in a suitable liquid carrier.

The compounds of the invention may also be formulated for administration as suppositories. A low melting wax, such as a mixture of fatty acid glycerides or cocoa butter is first melted and the active component is dispersed homogeneously, for example, by stirring. The molten homogeneous mixture is then poured into convenient sized molds, allowed to cool, and to solidify.

The compounds of the invention may be formulated for vaginal administration. Pessaries, tampons, creams, gels, pastes, foams or sprays containing in addition to the active ingredient such carriers as are known in the art to be appropriate.

The subject compounds may be formulated for nasal administration. The solutions or suspensions are applied directly to the nasal cavity by conventional means, for example, with a dropper, pipette or spray. The formulations may be provided in a single or multidose form. In the latter case of a dropper or pipette, this may be achieved by the patient administering an appropriate, predetermined volume of the solution or suspension. In the case of a spray, this may be achieved for example by means of a metering atomizing spray pump.

The compounds of the invention may be formulated for aerosol administration, particularly to the respiratory tract and including intranasal administration. The compound will generally have a small particle size for example of the order of five (5) microns or less. Such a particle size may be obtained by means known in the art, for example by micronization. The active ingredient is provided in a pressurized pack with a suitable propellant such as a chlorofluorocarbon (CFC), for example, dichlorodifluoromethane, trichlorofluoromethane, or dichlorotetrafluoroethane, or carbon dioxide or other suitable gas. The aerosol may conveniently also contain a surfactant such as lecithin. The dose of drug may be controlled by a metered valve. Alternatively the active ingredients may be provided in a form of a dry powder, for example a powder mix of the compound in a suitable powder base such as lactose, starch, starch derivatives such as hydroxypropylmethyl cellulose and polyvinylpyrrolidone (PVP). The powder carrier will form a gel in the nasal cavity. The powder composition may be presented in unit dose form for example in capsules or cartridges of e.g., gelatin or blister packs from which the powder may be administered by means of an inhaler.

When desired, formulations can be prepared with enteric coatings adapted for sustained or controlled release administration of the active ingredient. For example, the compounds of the present invention can be formulated in transdermal or subcutaneous drug delivery devices. These delivery systems are advantageous when sustained release of the compound is necessary and when patient compliance with a treatment regimen is crucial. Compounds in transdermal delivery systems are frequently attached to an skin-adhesive solid support. The compound of interest can also be combined with a penetration enhancer, e.g., Azone (1-dodecylazacycloheptan-2-one). Sustained release delivery systems are inserted subcutaneously into the subdermal layer by surgery or

injection. The subdermal implants encapsulate the compound in a lipid soluble membrane, e.g., silicone rubber, or a biodegradable polymer, e.g., polylactic acid. The pharmaceutical preparations are preferably in unit dosage forms. In such form, the preparation is subdivided into unit doses containing appropriate quantities of the active component. The unit dosage form can be a packaged preparation, the package containing discrete quantities of preparation, such as packeted tablets, capsules, and powders in vials or ampoules. Also, the unit dosage form can be a capsule, tablet, cachet, or lozenge itself, or it can be the appropriate number of any of these in packaged form. Other suitable pharmaceutical carriers and their formulations are described in *Remington: The Science and Practice of Pharmacy* 1995, edited by E. W. Martin, Mack Publishing Company, 19th edition, Easton, Pennsylvania. Representative pharmaceutical formulations containing a compound of the present invention are described below. Additional objects, advantages, and novel features of this invention will become apparent to those skilled in the art upon examination of the following examples thereof, which are not intended to be limiting.

LIST OF ABBREVIATIONS

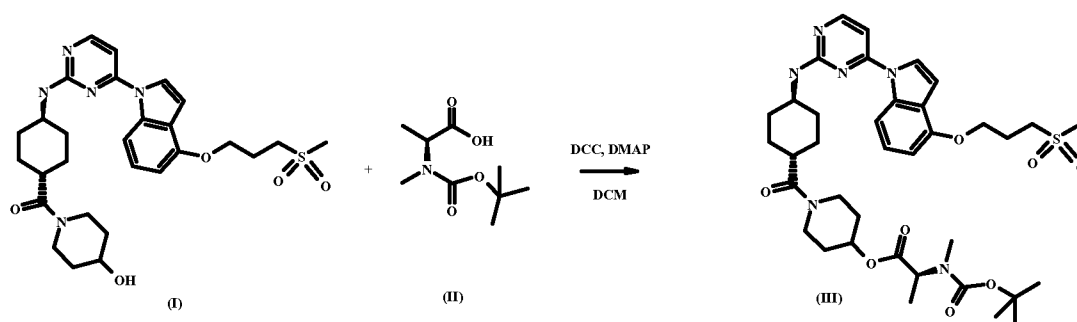
Ac ₂ O	Acetic anhydride
AcOH	Acetic acid
DBU	1,8-Diazabicyclo[5.4.0]undec-7-ene
DCE	1,2-Dichloroethane
DCM	Dichloromethane/Methylene chloride
DIPEA	Diisopropylethylamine
DMF	<i>N,N</i> -dimethylformamide
DMSO	Dimethyl sulfoxide
EDCI	1-(3-Dimethylaminopropyl)-3-ethylcarbodiimide hydrochloride
Et ₂ O	Diethyl ether
EtOH	Ethanol/Ethyl alcohol
EtOAc	Ethyl acetate
HOBt	1-Hydroxybenzotriazole
LDA	Lithium diisopropylamide

- 53 -

LiHMDS	Lithium bis(trimethylsilyl)amide
m-CPBA	3-Chloroperoxybenzoic acid
MeOH	Methanol/Methyl alcohol
MW	Microwaves
NMP	1-Methyl-2-pyrrolidinone
PMB	4-Methoxy benzyl
RT	Room temperature
TBME	<i>tert</i> -Butyl methyl ether
TFA	Trifluoroacetic acid
Tf ₂ O	Trifluoromethanesulfonic anhydride
THF	Tetrahydrofuran
TLC	Thin layer chromatography

EXAMPLES

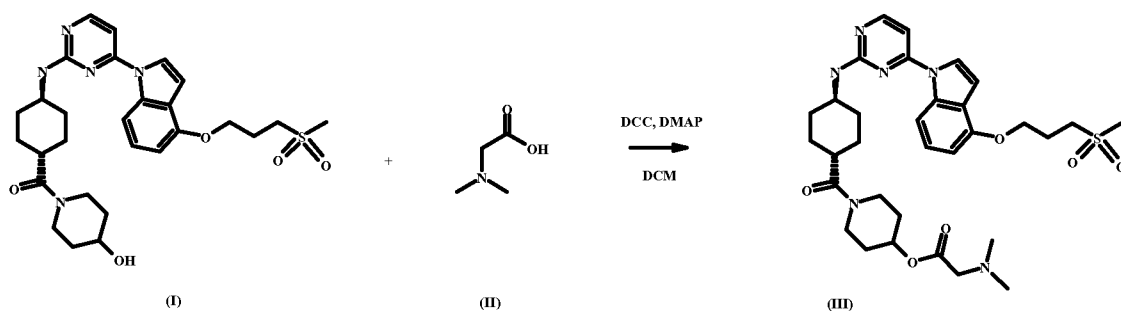
The following preparations and examples are given to enable those skilled in the art to more clearly understand and to practice the present invention. They should not be considered as limiting the scope of the invention, but merely as being illustrative and representative thereof.

Example 1.

To a suspension of 1.0mMol (0.556g) **I** in 20mL DCM, 5.0mMol (1.032g) DCC and 3.0mMol (0.367g) DMAP were added, and stirred at r.t. for 5 minutes under N₂. 2.0mMol (0.406g) **II** was then added and stirred at r.t. for 1h. The reaction mixture was then diluted with DCM, washed with H₂O (x4) and brine. The organic layer was then

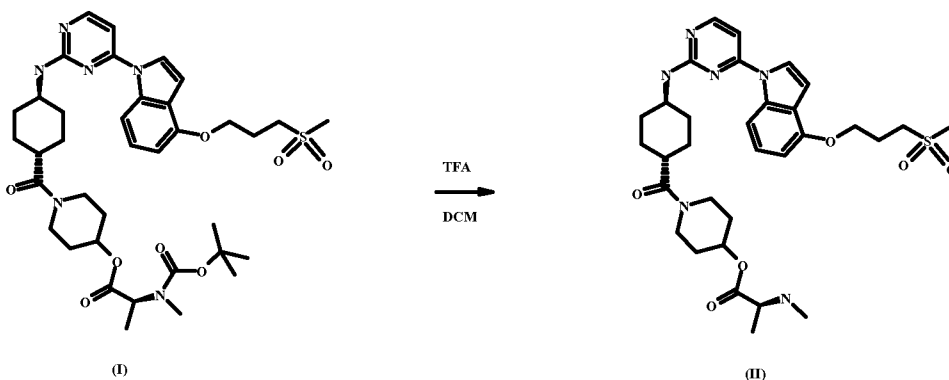
dried with Na_2SO_4 , filtered, and solvent removed *in vacuo*. The residue was purified on a silica gel column (1.5-5%, MeOH-DCM), and the solvent removed to yield 0.656g **III** as the free base ($[\text{M}+1]$ 741).

Example 2.



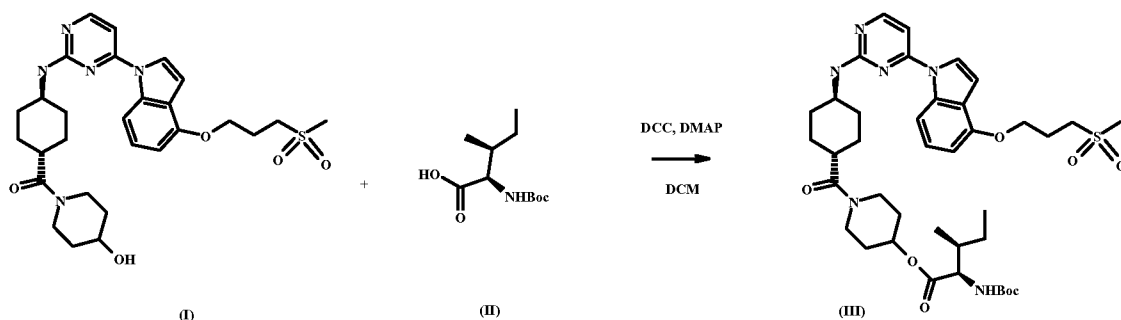
To a suspension of 1.0mMol (0.556g) **I** in 20mL DCM, 5.0mMol (1.032g) DCC and 3.0mMol (0.367g) DMAP were added, and stirred at r.t. for 5 minutes under N_2 . 2.0mMol (0.206g) **II** was then added and stirred at r.t. overnight. The reaction mixture was then diluted with DCM, washed with H_2O (x4) and brine. The organic layer was then dried with Na_2SO_4 , filtered, and solvent removed *in vacuo*. The residue was purified on a silica gel column (2.0-6.5%, MeOH-DCM + 0.1% NH_4OH), and the solvent removed to yield 0.398g **III** as the free base. 157mg **III** was then dissolved in EtOAc with a few drops of EtOH, on a steam bath and allowed to cool to r.t., and 10% ethanolic HCl was added. After concentrating, the solution was stirred into Et_2O to yield **III**, a light yellow precipitate as the HCl salt.

Example 3.



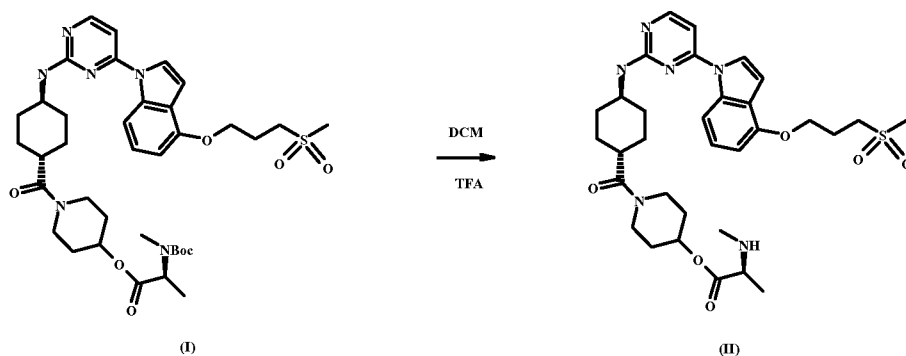
To a solution of 0.656g **I** in 1mL DCM on an ice bath was added 1mL TFA and allowed to stir for 1 hour on ice and subsequently several hours at r.t. The mixture was purified on a silica gel column (2.5-10% MeOH-DCM + 0.1% NH₄OH), stirred in EtOAc-hexane, the resultant solid filtered off and dried *in vacuo* at 50°C to yield 0.265g **II** (MP:182-183°C, M+1: 641). 148mg **II** was dissolved in heated EtOH and 10% ethanolic HCl was then added. Upon addition of Et₂O, a light yellow precipitate formed, was allowed to stir overnight, and the solid filtered under N₂ and dried *in vacuo* at 50°C (158mg HCl salt of **II**).

Example 4.



A mixture of 9.105mMol **I** (5.06g), 13.66mMol **II** (3.16g), 18.21mMol DCC (3.76g), and 13.66mMol DMAP (1.67g) were stirred in 100mL DCM at r.t. under N₂ overnight. The mixture was purified on a silica gel column (2-5% MeOH-DCM) to yield **III** as a fine white powder (84%).

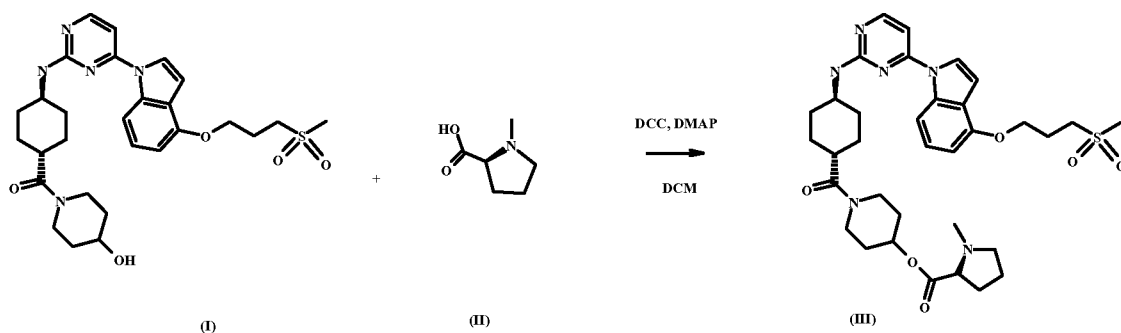
Example 5.



- 56 -

17.06mMol **I** (12.64g) in 25mL DCM was treated with 12.5mL TFA on an ice bath for 2h and then at r.t. for 5h. The reaction mixture was then concentrated *in vacuo*, diluted with DCM and cold H₂O and then saturated NaHCO₃ solution. The organic layer was separated and the aqueous layer extracted with DCM (x4). The combined organic layers were washed with H₂O and brine, dried with Na₂SO₄, filtered and solvent removed *in vacuo*. The product was then purified on a silica gel column (3-10% MeOH-DCM) and the product stirred in EtOAc and dried at 70°C to yield **II** (MP: 184.1-185.8°C).

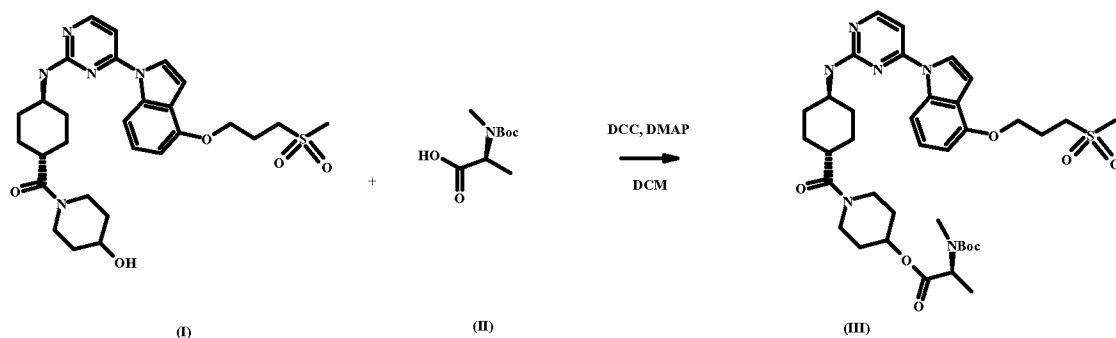
Example 6.



A mixture of 18.6mMol **I** (10.33g), 38.7mMol **II** (5.0g), 37.2mMol DCC (7.67g), and 27.9mMol DMAP (3.41g) were stirred in 150mL dry DCM under N₂ at r.t. overnight. Et₃N (5.4mL) was then added as well as 7.5g DCC and 3.4g DMAP and stirred at r.t. overnight. 1g DCC and 1.5g DMAP then added and stirred for 2 days at r.t. The mixture was filtered and the filtrate washed with H₂O (x4) and brine, dried with Na₂SO₄, filtered, and the solvent removed *in vacuo*. The product was purified on a silica gel column (2-8%MeOH-DCM). The white solid obtained was then heated in boiling EtOAc and filtered hot, to yield 10.769g **III** (86.8%) (MP: 128-130°C).

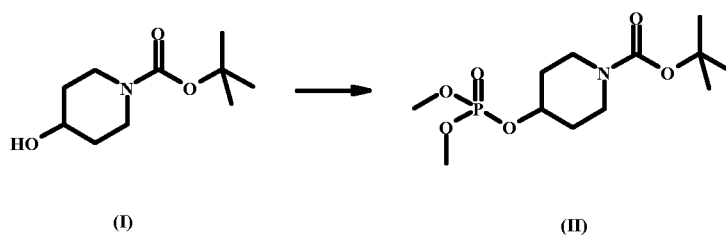
Example 7.

- 57 -



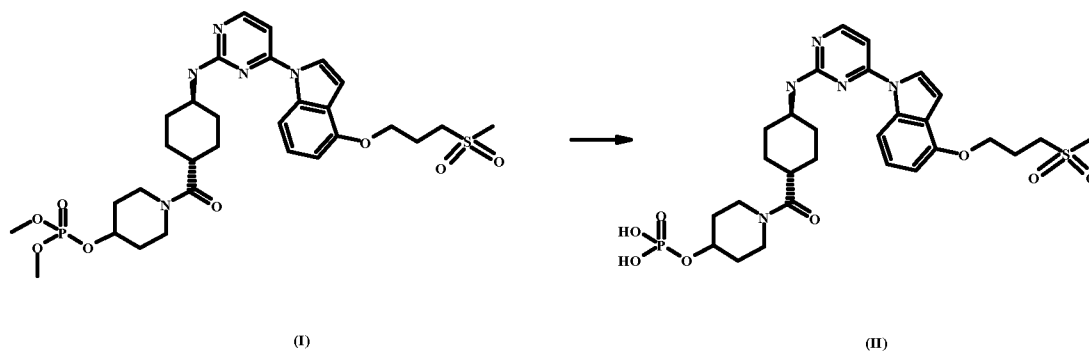
A mixture of 18mMol **I** (10g), 27mMol **II** (5.49g), 36mMol DCC (7.42g), and 27mMol DMAP (3.3g) in 150mL DCM were stirred at r.t. under N₂ overnight. The reaction mixture was then filtered and the residue washed with DCM and filtered. The combined DCM filtrates were then washed with H₂O (x3) and brine. The organic layer was then dried with Na₂SO₄, filtered, and the solvent removed *in vacuo*. The residue was purified on a silica gel column (2-8% MeOH-DCM) to give **III** (95%) (M+1: 741).

Example 8.



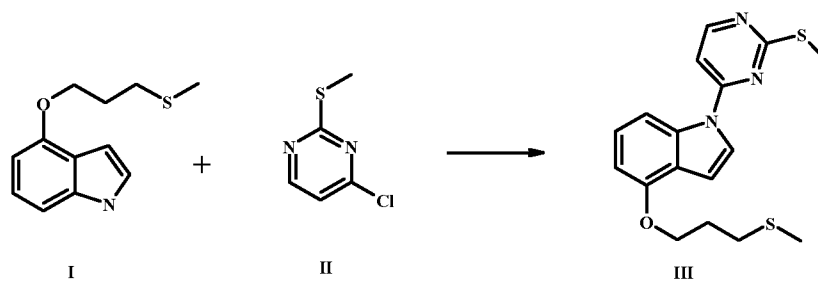
A solution of *tert*-butyl-4-hydroxy-1-piperidine carboxylate **I** (2.00 g, 10 mmol) and tetrabromomethane (6.60 g, 20 mmol) in 12 mL of pyridine was degassed by bubbling nitrogen via syringe for 10 min., cooled in an ice bath and slowly added trimethyl phosphite (2.50 mL, 21 mmol) - precipitate formed immediately then a yellow color slowly formed, continued stirring at 0 °C for 30 min., then at room temp for 1.5 hrs., the dark-yellow/orange reaction mixture was partitioned between aq. HCl and EtOAc, the organic layer was washed twice more with 1N HCl, dried over Na₂SO₄, filtered, concentrated, loaded onto silica gel and purified by flash chromatography (1:1 EtOAc/hexanes then 100% EtOAc) and dried to give a light-yellow liquid which crystallized on standing to give the product **II** as an off-white solid (2.01g, 65%, mp = 80-82 °C).

- 59 -



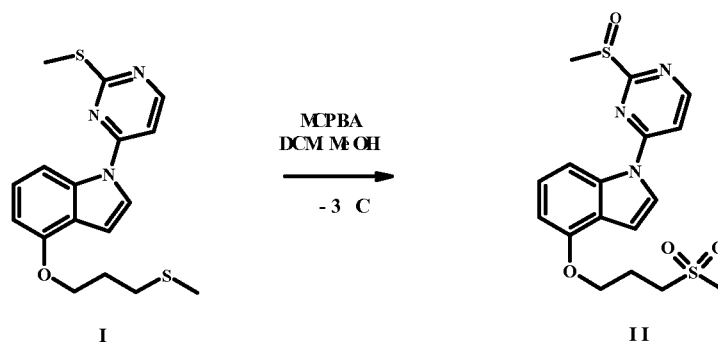
To a 0°C solution of the phosphate ester **I** (871 mg, 1.3 mmol) in 50 mL of CH₂Cl₂ was added trimethylsilyl bromide via syringe (0.70 mL, 5.2 mmol) - precipitate formed immediately, but became homogeneous after stirring. The reaction mixture was stirred for 5 hrs., allowing to slowly warm to RT, still contains trace SM, so added an additional 0.2 mL of TMSBr and stirred for 1 hr., cooled to 0°C and quenched with MeOH, stirred for 20 min., then concentrated to give a yellow crude solid. The crude solids were dissolved in 1M NaOH soln and washed with 3 portions of EtOAc, neutralized with 1N HCl soln and brought pH to about 3, the gummy yellow suspension was filtered, the solids were washed with water, then taken up into CH₂Cl₂/MeOH, concentrated and triturated with EtOAc, the suspension was filtered and washed with EtOAc and dried overnight in a 50 °C vacuum oven to give the product **II** as a pale-yellow powder (667 mg, 80 %, mp = 201.3-208.8 °C).

Example 12.

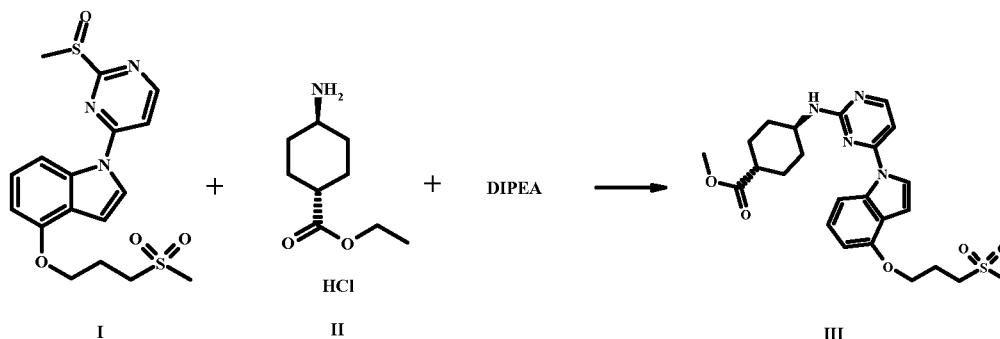


Indole **I** (400.88g) in 250mL THF, 2L of 1N K^tBuO, and 381g pyrimidine **II** in 350mL THF were combined with cooling to maintain under 40 °C and allowed to stir at r.t., for 1 hour. The solvent was then removed *in vacuo* and the solid was suspended in MeOH, filtered, washed with MeOH, water, and again with MeOH, to yield 87.56% **III**.

- 60 -

Example 13.

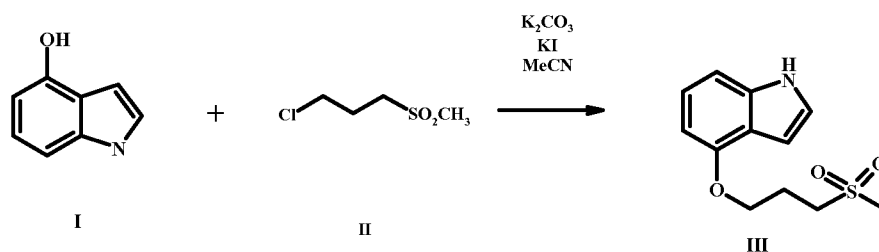
MCPBA (204.3g, 77%) in DCM (310mL) and MeOH (155mL) was added dropwise to 100.0g **I** in DCM (590mL) and methanol (145 ml) at -5 °C over 1.5h. Additional MCPBA (12.0g) was added at 2 °C and the reaction mixture diluted after 20 minutes with 900mL MTBE added slowly over 20 min at 12 °C and allowed to stir for 1.5h at 20-22 °C. MTBE (300mL) was then added and the mixture filtered after 20 min, the solid rinsed with MTBE (2x200mL), and the solvent removed *in vacuo* to yield **II** (90.2%).

Example 14.

550g **II** and 815mL DIPEA were added to 746.7g **I** in 2.5L DMA and the mixture allowed to heat to 120 °C for 4h and allowed to cool to r.t. 3L H₂O was added dropwise and the solid filtered, washed with H₂O and MeOH. The solid was then dried *in vacuo* at 48 °C overnight to yield **III** (90%).

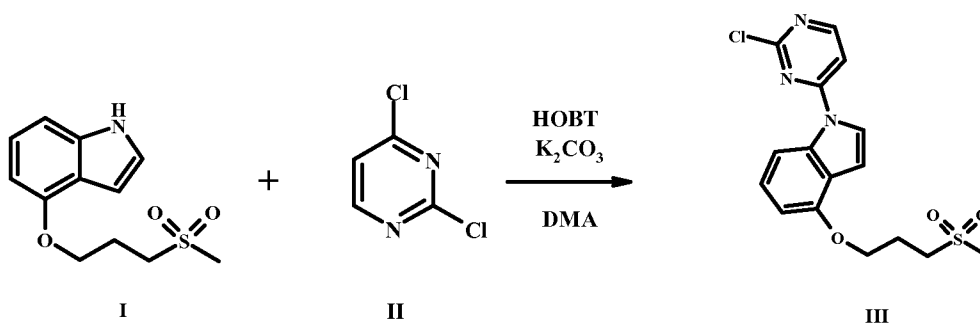
Example 15.

- 61 -



160g **II** was added to 108.77g **I**, in 1L MeCN and 338g K₂CO₃ and 13.36g KI were added and the reaction mixture stirred overnight at 80 °C. After cooling, the mixture was filtered through celite to remove the salts which were rinsed with MeCN and the filtrate vacuum distilled and solvent replaced with DCM (700mL), filtered, and the solvent removed *in vacuo* and replaced with MeOH (600mL). The solvent was partially removed *in vacuo* at 40 °C and crystallization occurred. After cooling, additional MeOH was added and the slurry was filtered, the solid rinsed with cold MeOH, and the product **III** (82%) was dried overnight at 35 °C *in vacuo* under N₂.

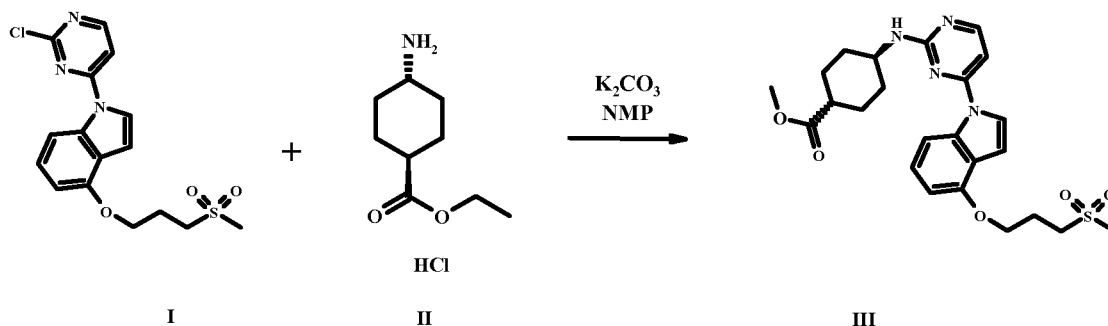
Example 16.



188.1g **I**, 221.25g **II**, 20.08g HOBT, 143.68 K₂CO₃ and DMA (1.6L) heated to 85 °C for 20h. 5L IPA was then added and stirred for 20 min. and cooled to 0 °C for 3h and the solution filtered, the solid rinsed with IPA (2x300mL), and deionized H₂O (2x1L), and the solvents removed from the solid *in vacuo* at 55 °C for 4 days to yield **III** (94%).

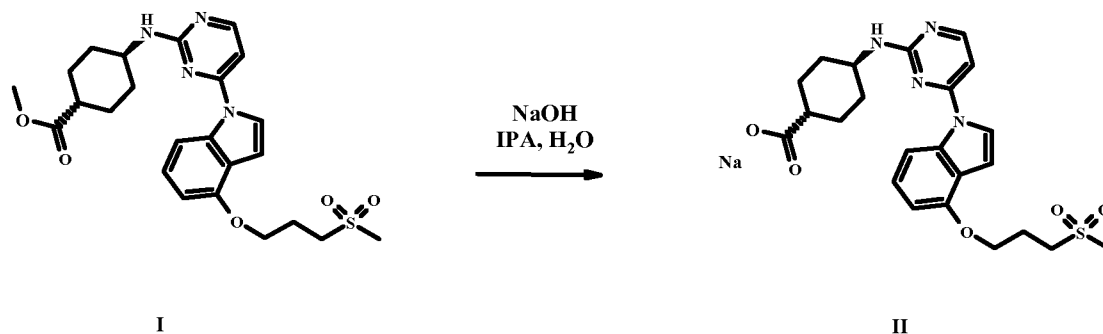
Example 17.

- 62 -



300g **I**, 155g **II**, 170g K_2CO_3 in NMP (2.35L) were stirred at 80 °C for 5h and allowed to stir overnight at r.t. The reaction mixture was allowed to stir on an ice bath, 2.5L water was slowly added while stirring, and cooling continued until completion of the exothermic reaction. Upon the reaction mixture cooling to r.t., the mixture was filtered, the solid rinsed with H_2O (2x500mL), and the solid dried *in vacuo* overnight to yield **III** (97%).

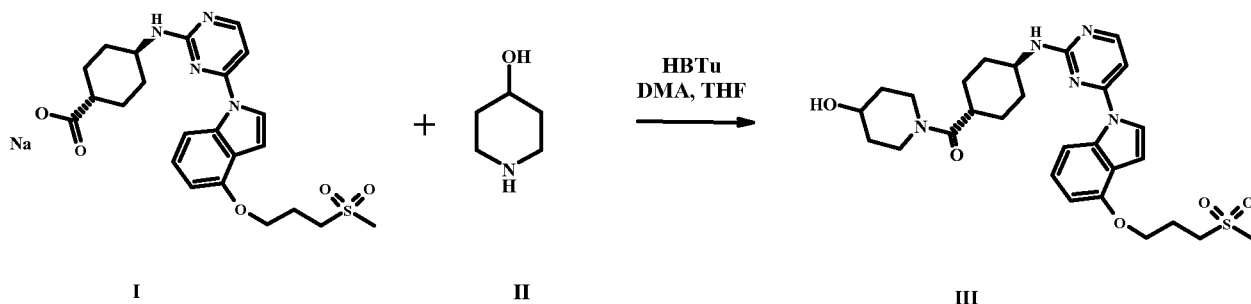
Example 18.



198.95g of a 50%(w/w) aqueous solution of NaOH in 1660mL H_2O was added to 830.0g **I** in 7470mL IPA and the mixture allowed to stir at 82 °C for 1h and allowed to stir overnight at r.t. The mixture was then filtered, the solid rinsed with 1L IPA, and dried *in vacuo* at 60 °C for 3 days to yield **II** (96.9%).

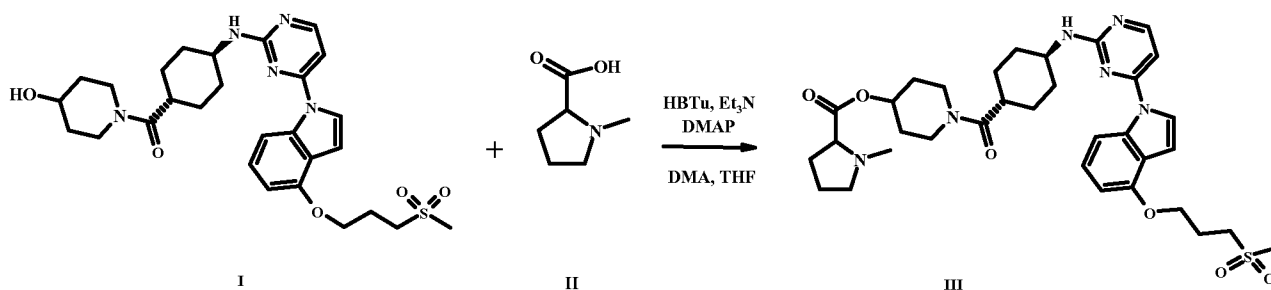
Example 19.

- 63 -



1000g **I** and 960g HBTU and 255g **II** in 550mL DMA and 3600mL THF were allowed to stir for 0.5h and 140mL TEA added and allowed to continue stirring at r.t for 3h. 10L NaHCO₃ solution was added and 13L H₂O was added and the mixture allowed to stir overnight at 20 °C. The solid was then filtered off, washed with H₂O (4x4L), and dried *in vacuo* to yield **III** (98.8%).

Example 20.



25mL Et₃N and 33g HBTU were added to 11g **II** in 25mL DMA. After 5 minutes of stirring at r.t., 25g **I** was added, followed by the addition of 1.5g DMAP, and the reaction allowed to stir for 6h. The solvent was concentrated *in vacuo*, diluted with DCM, water added and the organic phase separated, washed with a sodium carbonate solution, H₂O, dried, and solvent removed *in vacuo*. The residue was suspended in EtOAc and allowed to crystallize over 2 days, the solid was then filtered, dissolved in hot THF (300mL), filtered, and the solvent removed *in vacuo*. The residue was then recrystallized from 300mL 2-butanone and 100mL THF. The product was filtered off, washed with EtOAc, dried *in vacuo* at 50-60 °C overnight to give 18 g of **III**

Biological Assays**Example 21: JNK Assay in vitro**

JNK activity was measured by phosphorylation of GST-ATF2 (19-96) with [γ - 33 P] ATP. The enzyme reaction was conducted at Km concentrations of ATP and the substrate at final volume of 40 μ l in buffer containing 25 mM HEPES, pH 7.5, 2 mM dithiothreitol, 150 mM NaCl, 20 mM MgCl₂, 0.001% Tween® 20, 0.1% BSA and 10% DMSO. Human JNK2 α 2 assay contains 1nM enzyme, 1 μ M ATF2, 8 μ M ATP with 1uCi [γ - 33 P] ATP. Human JNK1 α 1 assay contains 2 nM enzyme, 1 μ M ATF2, 6 μ M ATP with 1 μ Ci [γ - 33 P] ATP. Human JNK3 (Upstate Biotech #14-501M) assay contains 2 nM enzyme, 1 μ M ATF2, 4 μ M ATP with 1 μ Ci [γ - 33 P] ATP. The enzyme assay was carried out in the presence or absence of several compound concentrations. JNK and compound were pre-incubated for 10 min., followed by initiation of the enzymatic reaction by adding ATP and the substrate. The reaction mixture was incubated at 30°C for 30 min. At the end of incubation, the reaction was terminated by transferring 25 μ l of the reaction mixture to 150 μ l of 10% glutathione Sepharose® slurry (Amersham # 27-4574-01) containing 135 mM EDTA. The reaction product was captured on the affinity resin, and washed on a filtration plate (Millipore, MABVNOB50) with phosphate buffered saline for six times to remove free radionucleotide. The incorporation of 33 P into ATF2 was quantified on a microplate scintillation counter (Packard Topcount). Compound inhibition potency on JNK was measured by IC₅₀ value generated from ten concentration inhibition curves fitted into the 3-parameter model: % inhibition = Maximum/(1+ (IC₅₀/[Inhibitor])^{slope}). Data were analyzed on Microsoft Excel for parameter estimation. Representative results are shown in Table 1 below:

Table 1: Representative Compound IC₅₀'s for JNK1 and JNK2

Compound	JNK1 (μ M)	JNK2 (μ M)
I-1	0.0094	0.0408
I-2	0.0068	0.0347
I-3	0.0075	0.035
I-4	0.0116	0.0519
I-5	0.0074	0.0274
I-6	0.0105	0.0402
I-7	0.015	0.055

I-8	0.0238	0.0676
I-9	0.0153	0.0509
I-11	0.0347	0.115
I-12	0.0481	0.1617
I-13	0.0108	0.0568
I-14	0.0279	0.0679
I-15	0.01	0.0405
I-27	0.0176	0.0572

Example 22: Rat *in vivo* TNF α -induced IL-6 Production assay

Female Wistar-Han rats procured from Charles River Laboratories were allowed to acclimate for one week prior to use and achieve an approximate body weight of 101-130 g . Rats were administered test compound (N = 8 per compound) via oral gavage 30 min prior to an intraperitoneal challenge of 0.5 μ g recombinant rat TNF- α (Biosource). Blood was collected via cardiocentesis 90 min after TNF- α challenge. Plasma was prepared using lithium heparin separation tubes (BD microtainer) and frozen at -80°C until analyzed. IL-6 levels were determined using a rat specific IL-6 ELISA kit (Biosource). The percent inhibition and ED₅₀ values (calculated as the dose of compound at which TNF- α production is 50% of the control value) were determined. The results are shown in Table 2 below:

Table 2: Inhibition of IL-6 Production

Compound	Dose (mg/Kg)	IL-6 Inhibition (%)
I-8	10	28.9
I-8	30	40.2
I-9	10	28.1
I-9	30	49.1
I-27	10	35.8
I-27	30	50.7

Example 23: Rat *in vivo* TNF α -induced IL-6 Production assay

Female Wistar-Han rats procured from Charles River Laboratories were allowed to acclimate for one week prior to use and achieve an approximate body weight of 114-132 g . Rats were administered compound 18 (N = 8 per dose) subcutaneously 30 min prior to an intraperitoneal challenge of 0.5 μ g recombinant rat TNF- α (Biosource). Blood was

- 66 -

collected via cardiocentesis 90 min after TNF- α challenge. Plasma was prepared using lithium heparin separation tubes (BD microtainer) and frozen at -80°C until analyzed. IL-6 levels were determined using a rat specific IL-6 ELISA kit (Biosource). The percent inhibition and ED₅₀ values (calculated as the dose of compound at which TNF- α production is 50% of the control value) were determined.

Example 24: Rodent Collagen-induced Arthritis

Female Lewis rats procured from Harlan Laboratories at 7-8 weeks of age are allowed to acclimate for one week prior to use and achieve an approximate body weight of 120-140 g. On day 0 of study, rats are primed intradermally (i.d.) on several sites on the back with an emulsion of 100 μ g Bovine Type II Collagen (Chondrex) in Incomplete Freund's adjuvant (IFA; total of 0.1 ml in 2-3 sites). Arthritis induction is generally observed 12-14 days from priming; however a booster injection of 100 μ g collagen/IFA is given around days 7-10 (i.d. up to 0.1 ml total) at the base of the tail or an alternate site on back to synchronize disease induction. Compound dosing can be prophylactic (starting at time of boost or 1-2 days prior) or therapeutic (beginning after boost and coinciding with initial disease scores of 1-2 –see clinical scoring below). Animals are evaluated for the development and progression of disease over the next 21 days.

Rats are evaluated using a scoring system (described below), paw volume measurements using a plethysmometer for each paw, or measuring paw or joint thickness with a caliper. Baseline measurements are performed on day 0, and starting again at the first signs of swelling for up to three times per week until the end of the experiment. Scoring is evaluated as follows for each paw:

- 1= swelling and/or redness of paw or one digit.
- 2= swelling in two or more joints.
- 3= gross swelling of the paw with more than two joints involved.
- 4= severe arthritis of the entire paw and digits.

The arthritic index for each rat is evaluated by adding the four scores of the individual paws, giving a maximum score of 16. In order to serially measure disease onset and

progression, the paw volume of the hind paws is also determined through the use of a plethysmometer.

At the end of the study, the hind paws (and other tissues) are harvested for weight determination, histology, cellular and/or molecular analysis. Additionally, blood is collected via cardiocentesis, plasma is prepared using lithium heparin separation tubes (BD microtainer) and frozen at -70°C until analyzed. Inflammatory cytokine levels (e.g., TNF- α , IL-1 and IL-6) from the plasma or from homogenized joint tissue are determined using rat-specific ELISA kits (R&D). The level of disease protection or inhibition is determined as a composite of changes in clinical scores, paw volumes and histopathology compared to control animals.

Example25: Rat Pharmacokinetic Study

Female Wistar/Han (CRL: WI) Rats (Charles River, Hollister, CA) weighing between 180 and 220g were used. Animals were allowed free access to a standard laboratory chow and tap water and were housed in a constant temperature-humidity environment. Three rats per dose regime were administered either single 10 mg/kg IV bolus doses (50% cyclodextran/water) or single 10 mg/kg oral suspension doses prepared in aqueous vehicle containing 0.9% NaCl, 0.5% sodium carboxymethyl cellulose, 0.4% polysorbate 80 and 0.9% benzyl alcohol. Blood was collected from each rat anesthetized with CO₂:O₂ (60:40) via the orbital sinus or cardiac puncture at 1, 3, 6, 8, and 24 h after dosing. Plasma levels of test compounds were assayed by a LC/MS method. In this method, an aliquot of plasma was treated by mixing with acetonitrile to precipitate protein, centrifuged to clarify the supernatant, then further diluted with formate buffer (50mM), and injected onto an HPLC. Test compounds were separated from endogenous interfering substances and subsequently eluted from the HPLC column for mass spectrometric quantification.

The results are shown in Table 4 below:

Table 4. PK data in Rat.

Compound	route/dose	C _{max} * (ng/ml)	T _{max} * (h)	AUC*(ng/ml-h)

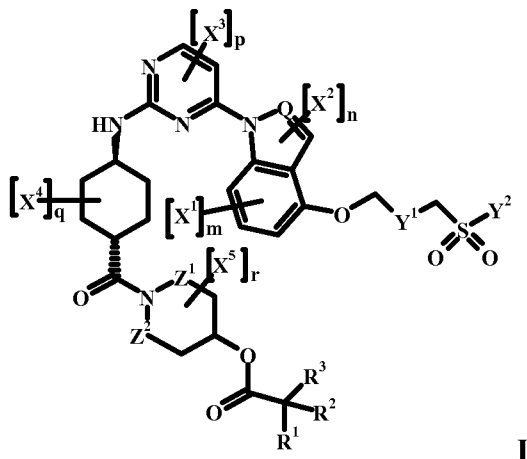
I-0	po/100 mpk	13500	0.67	36500
I-4	po/100 mpk	7140	2.7	54500
I-8	po/100 mpk	21500	0.6	47700
I-9	po/75 mpk	13300	0.67	49400
I-27	po/98 mpk	16900	0.67	53700

* the concentration of I-0 is measured for I-4, I-8, I-9, I-27.

While the present invention has been described with reference to the specific embodiments thereof, it should be understood by those skilled in the art that various changes may be made and equivalents may be substituted without departing from the true spirit and scope of the invention. In addition, many modifications may be made to adapt a particular situation, material, composition of matter, process, process step or steps, to the objective spirit and scope of the present invention. All such modifications are intended to be within the scope of the claims appended hereto.

Claims

1. A compound of formula I



or a pharmaceutically acceptable salt thereof,

wherein:

each of R^1 and R^2 is independently H or lower alkyl;

or R^1 and R^2 together form a cycloalkyl ring, optionally substituted with one or more $R^{2'}$;

$R^{2'}$ is lower alkyl, hydroxy, halogen, amino, lower alkoxy, lower hydroxyalkyl, or lower haloalkyl;

R^3 is H or $N(R^4)(R^5)$;

R^4 is H, lower alkyl, or $C(=O)OR^4$;

R^4 is H or lower alkyl;

R^5 is H or lower alkyl;

or R^2 and R^3 together form a heterocyclic or heteroaryl ring, optionally substituted with one or more $R^{2'}$;

Q is CH or N;

Z^1 is $(CH_2)_u$;

u is 0 or 1;

Z^2 is $(CH_2)_v$;

v is 0 or 1;

X^1 is lower alkyl, lower alkoxy, lower haloalkyl, or hydroxy;

m is 0, 1, or 2;

X^2 is lower alkyl, lower alkoxy, or lower haloalkyl;

n is 0 or 1;

X³ is lower alkyl, lower alkoxy, or lower haloalkyl;

p is 0 or 1;

X⁴ is lower alkyl, lower alkoxy, lower haloalkyl, hydroxy, lower hydroxylalkyl, or halogen;

q is 0, 1, or 2;

X⁵ is lower alkyl, lower alkoxy, lower haloalkyl, hydroxy, lower hydroxylalkyl, or halogen;

r is 0, 1, or 2;

Y¹ is CH(Y^{1'});

Y^{1'} is H or lower alkyl;

Y² is H or Y^{2'};

Y^{2'} is lower alkyl, N(Y^{2''})₂, lower haloalkyl, or lower heteroalkyl;

or Y^{1'} and Y^{2'} together form a heterocyclic ring; and

each Y^{2''} is independently H, lower alkyl, lower cycloalkyl, phenyl, or lower heterocycloalkyl;

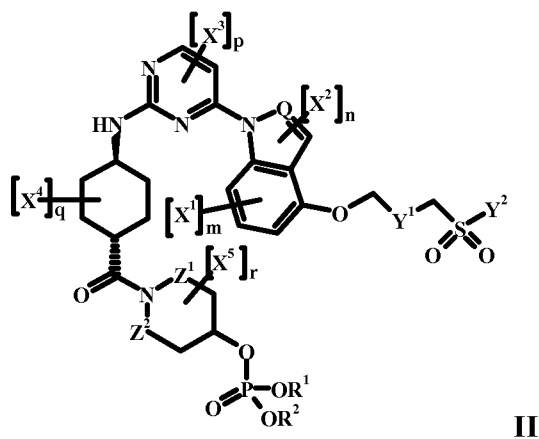
or both Y^{2''} together form a heterocyclic ring.

2. The compound of claim 1, wherein m is 0, n is 0, p is 0, Q is CH, q is 0, R¹ is H, r is 0, u is 1, v is 1, Y^{1'} is H, Y² is Y^{2'}, and Y^{2'} is methyl.

3. The compound of claim 1, wherein m is 0, n is 0, p is 0, Q is CH, q is 0, R¹ is H, r is 0, u is 1, v is 1, Y² is Y^{2'}, and Y^{1'} and Y^{2'} together form a heterocyclic ring.

4. The compound of claim 1, wherein m is 0, n is 0, p is 0, Q is CH, q is 0, R¹ is H, r is 0, u is 1, v is 1, Y^{1'} is H, Y² is Y^{2'}, Y^{2'} is N(Y^{2''})₂, and both Y^{2''} are H.

5. A compound of formula **II**



II

or a pharmaceutically acceptable salt thereof,

wherein:

R^1 and R^2 are each independently H or lower alkyl;

Q is CH or N;

Z^1 is $(CH_2)_u$;

u is 0 or 1;

Z^2 is $(CH_2)_v$;

v is 0 or 1;

X^1 is lower alkyl, lower alkoxy, lower haloalkyl, or hydroxy;

m is 0, 1, or 2;

X^2 is lower alkyl, lower alkoxy, or lower haloalkyl;

n is 0 or 1;

X^3 is lower alkyl, lower alkoxy, or lower haloalkyl;

p is 0 or 1;

X^4 is lower alkyl, lower alkoxy, lower haloalkyl, hydroxy, lower hydroxylalkyl, or halogen;

q is 0, 1, or 2;

X^5 is lower alkyl, lower alkoxy, lower haloalkyl, hydroxy, lower hydroxylalkyl, or halogen;

r is 0, 1, or 2;

Y^1 is $CH(Y^1)$;

Y^1 is H, lower alkyl, or Y^1 and Y^2 together form a heterocyclic ring;

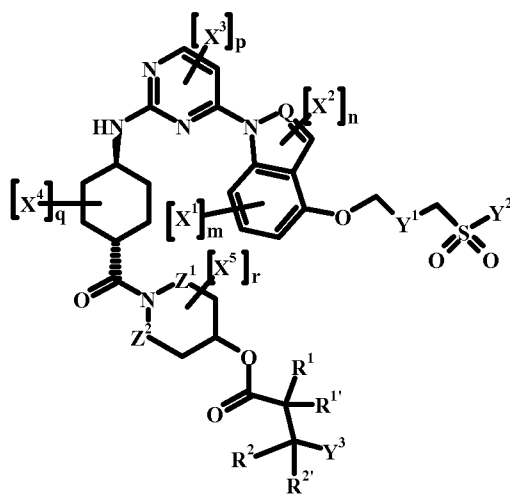
Y^2 is H or $Y^{2'}$;

$Y^{2'}$ is lower alkyl, $N(Y^{2''})_2$, lower haloalkyl, or lower heteroalkyl; and

each $Y^{2''}$ is independently H, lower alkyl, lower cycloalkyl, phenyl, lower heterocycloalkyl, or both $Y^{2''}$ together form a heterocyclic ring.

6. The compound of claim 5, wherein m is 0, n is 0, p is 0, Q is CH, q is 0, R^1 is H, r is 0, u is 1, v is 1, Y^1 is H, Y^2 is $Y^{2'}$, and $Y^{2'}$ is methyl.

7. A compound of formula **III**



III

or a pharmaceutically acceptable salt thereof,

wherein:

R^1 and $R^{1'}$ are each independently H or lower alkyl;

R^2 is H or lower alkyl;

$R^{2'}$ and R^3 are each independently H or lower alkyl, or $R^{2'}$ and R^3 together form a heterocyclic ring, optionally substituted with one or more $R^{3'}$;

$R^{3'}$ is lower alkyl, hydroxy, halogen, lower heteroalkyl, lower alkoxy, lower hydroxyalkyl, or lower haloalkyl;

R^4 and R^5 are each independently H or lower alkyl;

Q is CH or N;

Z^1 is $(CH_2)_u$;

u is 0 or 1;

Z^2 is $(CH_2)_v$;

v is 0 or 1;

X¹ is lower alkyl, lower alkoxy, lower haloalkyl, or hydroxy;

m is 0, 1, or 2;

X² is lower alkyl, lower alkoxy, or lower haloalkyl;

n is 0 or 1;

X³ is lower alkyl, lower alkoxy, or lower haloalkyl;

p is 0 or 1;

X⁴ is lower alkyl, lower alkoxy, lower haloalkyl, hydroxy, lower hydroxylalkyl, or halogen;

q is 0, 1, or 2;

X⁵ is lower alkyl, lower alkoxy, lower haloalkyl, hydroxy, lower hydroxylalkyl, or halogen;

r is 0, 1, or 2;

Y¹ is CH(Y^{1'});

Y^{1'} is H or lower alkyl;

Y² is H or Y^{2'};

Y^{2'} is lower alkyl, N(Y^{2''})₂, lower haloalkyl, or lower heteroalkyl;

or Y^{1'} and Y^{2'} together form a heterocyclic ring;

each Y^{2''} is independently H, lower alkyl, lower cycloalkyl, phenyl, or lower heterocycloalkyl;

or both Y^{2''} together form a heterocyclic ring; and

Y³ is N(R³)(R⁴) or N(R³)(R⁴)(R⁵)⁺.

8. The compound of claim 7, wherein m is 0, n is 0, p is 0, Q is CH, q is 0, R¹ is H, r is 0, u is 1, v is 1, Y^{1'} is H, Y² is Y^{2'}, and Y^{2'} is methyl.

9. A compound of formula **IV**

- 75 -

r is 0, 1, or 2;

Y^1 is $CH(Y^{1'})$;

$Y^{1'}$ is H or lower alkyl;

Y^2 is H or $Y^{2'}$;

$Y^{2'}$ is lower alkyl, $N(Y^{2''})_2$, lower haloalkyl, or lower heteroalkyl;

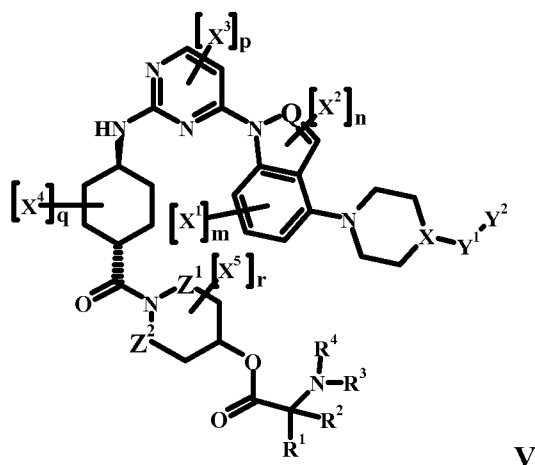
or $Y^{1'}$ and $Y^{2'}$ together form a heterocyclic ring; and

each $Y^{2''}$ is independently H, lower alkyl, lower cycloalkyl, phenyl, or lower heterocycloalkyl;

or both $Y^{2''}$ together form a heterocyclic ring.

10. The compound of claim 9, m is 0, n is 0, p is 0, Q is CH, q is 0, R^1 is H, r is 0, u is 1, v is 1, $Y^{1'}$ is H, Y^2 is $Y^{2'}$, and $Y^{2'}$ is methyl.

11. A compound of formula V



or a pharmaceutically acceptable salt thereof,

wherein:

R^1 is H or lower alkyl, or R^1 and R^2 together form a cycloalkyl ring, optionally substituted with one or more $R^{2'}$;

$R^{2'}$ is lower alkyl, hydroxy, halogen, lower heteroalkyl, lower alkoxy, lower hydroxyalkyl, or lower haloalkyl;

R^2 and R^3 are each independently H or lower alkyl, or R^2 and R^3 together form a heterocyclic ring, optionally substituted with one or more $R^{2'}$;

R^4 is H or lower alkyl;

- 76 -

Q is CH or N;

Z¹ is (CH₂)_u;

u is 0 or 1;

Z² is (CH₂)_v;

v is 0 or 1;

X is N or CH;

X¹ is lower alkyl, lower alkoxy, lower haloalkyl, or hydroxy;

m is 0, 1, or 2;

X² is lower alkyl, lower alkoxy, or lower haloalkyl;

n is 0 or 1;

X³ is lower alkyl, lower alkoxy, or lower haloalkyl;

p is 0 or 1;

X⁴ is lower alkyl, lower alkoxy, lower haloalkyl, hydroxy, lower hydroxylalkyl, or halogen;

q is 0, 1, or 2;

X⁵ is lower alkyl, lower alkoxy, lower haloalkyl, hydroxy, lower hydroxylalkyl, or halogen;

r is 0, 1, or 2;

Y¹ is C(=O) or S(=O)₂;

Y² is H or Y^{2'};

Y^{2'} is lower alkyl, N(Y^{2''})₂, lower haloalkyl, or lower heteroalkyl; and

each Y^{2''} is independently H, lower alkyl, lower cycloalkyl, phenyl, lower heterocycloalkyl, or both Y^{2''} together form a heterocyclic ring;

12. The compound of claim 11, m is 0, n is 0, p is 0, Q is CH, q is 0, R¹ is H, r is 0, u is 1, and v is 1.

13. A compound selected from the group consisting of:

(S)-2-Amino-propionic acid 1-(4-{4-[4-(3-methanesulfonyl-propoxy)-indol-1-yl]-pyrimidin-2-ylamino}-cyclohexanecarbonyl)-piperidin-4-yl ester;

2-Amino-2-methyl-propionic acid 1-(4-{4-[4-(3-methanesulfonyl-propoxy)-indol-1-yl]-pyrimidin-2-ylamino}-cyclohexanecarbonyl)-piperidin-4-yl ester;

(S)-2-Amino-4-methyl-pentanoic acid 1-(4-{4-[4-(3-methanesulfonyl-propoxy)-indol-1-yl]-pyrimidin-2-ylamino}-cyclohexanecarbonyl)-piperidin-4-yl ester;

(2S,3S)-2-Amino-3-methyl-pentanoic acid 1-(4-{4-[4-(3-methanesulfonyl-propoxy)-indol-1-yl]-pyrimidin-2-ylamino}-cyclohexanecarbonyl)-piperidin-4-yl ester;

(S)-Pyrrolidine-2-carboxylic acid 1-(4-{4-[4-(3-methanesulfonyl-propoxy)-indol-1-yl]-pyrimidin-2-ylamino}-cyclohexanecarbonyl)-piperidin-4-yl ester;

(S)-2-Amino-3-methyl-butyric acid 1-(4-{4-[4-(3-methanesulfonyl-propoxy)-indol-1-yl]-pyrimidin-2-ylamino}-cyclohexanecarbonyl)-piperidin-4-yl ester;

(R)-1-Methyl-pyrrolidine-2-carboxylic acid 1-(4-{4-[4-(3-methanesulfonyl-propoxy)-indol-1-yl]-pyrimidin-2-ylamino}-cyclohexanecarbonyl)-piperidin-4-yl ester;

Dimethylamino-acetic acid 1-(4-{4-[4-(3-methanesulfonyl-propoxy)-indol-1-yl]-pyrimidin-2-ylamino}-cyclohexanecarbonyl)-piperidin-4-yl ester;

(S)-2-Methylamino-propionic acid 1-(4-{4-[4-(3-methanesulfonyl-propoxy)-indol-1-yl]-pyrimidin-2-ylamino}-cyclohexanecarbonyl)-piperidin-4-yl ester;

(2R,3S)-2-Amino-3-methyl-pentanoic acid 1-(4-{4-[4-(3-methanesulfonyl-propoxy)-indol-1-yl]-pyrimidin-2-ylamino}-cyclohexanecarbonyl)-piperidin-4-yl ester;

(2R,3R)-2-Amino-3-methyl-pentanoic acid 1-(4-{4-[4-(3-methanesulfonyl-propoxy)-indol-1-yl]-pyrimidin-2-ylamino}-cyclohexanecarbonyl)-piperidin-4-yl ester;

Phosphoric acid 1-(4-{4-[4-(3-methanesulfonyl-propoxy)-indol-1-yl]-pyrimidin-2-ylamino}-cyclohexanecarbonyl)-piperidin-4-yl ester dimethyl ester;

Phosphoric acid mono-[1-(4-{4-[4-(3-methanesulfonyl-propoxy)-indol-1-yl]-pyrimidin-2-ylamino}-cyclohexanecarbonyl)-piperidin-4-yl] ester;

Succinic acid mono-[1-(4-{4-[4-(3-methanesulfonyl-propoxy)-indol-1-yl]-pyrimidin-2-ylamino}-cyclohexanecarbonyl)-piperidin-4-yl] ester;

(R)-3-Methyl-2-methylamino-butyric acid 1-(4-{4-[4-(3-methanesulfonyl-propoxy)-indol-1-yl]-pyrimidin-2-ylamino}-cyclohexanecarbonyl)-piperidin-4-yl ester;

(2R,3R)-3-Methyl-2-methylamino-pentanoic acid 1-(4-{4-[4-(3-methanesulfonyl-propoxy)-indol-1-yl]-pyrimidin-2-ylamino}-cyclohexanecarbonyl)-piperidin-4-yl ester;

(S)-1-Ethyl-pyrrolidine-2-carboxylic acid 1-(4-{4-[4-(3-methanesulfonyl-propoxy)-indol-1-yl]-pyrimidin-2-ylamino}-cyclohexanecarbonyl)-piperidin-4-yl ester;

1-Methylamino-cyclopropanecarboxylic acid 1-(4-{4-[4-(3-methanesulfonyl-propoxy)-indol-1-yl]-pyrimidin-2-ylamino}-cyclohexanecarbonyl)-piperidin-4-yl ester;

(S)-1-Methyl-piperidine-2-carboxylic acid 1-(4-{4-[4-(3-methanesulfonyl-propoxy)-indol-1-yl]-pyrimidin-2-ylamino}-cyclohexanecarbonyl)-piperidin-4-yl ester;

3-Amino-propionic acid 1-(4-{4-[4-(3-methanesulfonyl-propoxy)-indol-1-yl]-pyrimidin-2-ylamino}-cyclohexanecarbonyl)-piperidin-4-yl ester;

3-Dimethylamino-propionic acid 1-(4-{4-[4-(3-methanesulfonyl-propoxy)-indol-1-yl]-pyrimidin-2-ylamino}-cyclohexanecarbonyl)-piperidin-4-yl ester;

Trimethylammonium-propionic acid 1-(4-{4-[4-(3-methanesulfonyl-propoxy)-indol-1-yl]-pyrimidin-2-ylamino}-cyclohexanecarbonyl)-piperidin-4-yl ester;

Amino-acetic acid 1-(4-{4-[4-(3-methanesulfonyl-propoxy)-indol-1-yl]-pyrimidin-2-ylamino}-cyclohexanecarbonyl)-piperidin-4-yl ester;

Methylamino-acetic acid 1-(4-{4-[4-(3-methanesulfonyl-propoxy)-indol-1-yl]-pyrimidin-2-ylamino}-cyclohexanecarbonyl)-piperidin-4-yl ester;

Propionic acid 1-(4-{4-[4-(3-methanesulfonyl-propoxy)-indol-1-yl]-pyrimidin-2-ylamino}-cyclohexanecarbonyl)-piperidin-4-yl ester;

(S)-4-Hydroxy-1-methyl-pyrrolidine-2-carboxylic acid 1-(4-{4-[4-(3-methanesulfonyl-propoxy)-indol-1-yl]-pyrimidin-2-ylamino}-cyclohexanecarbonyl)-piperidin-4-yl ester;

(S)-1-Methyl-pyrrolidine-2-carboxylic acid 1-(4-{4-[4-(3-methanesulfonyl-propoxy)-indol-1-yl]-pyrimidin-2-ylamino}-cyclohexanecarbonyl)-piperidin-4-yl ester;

Acetic acid 1-(4-{4-[4-(3-methanesulfonyl-propoxy)-indol-1-yl]-pyrimidin-2-ylamino}-cyclohexanecarbonyl)-piperidin-4-yl ester;

Nicotinic acid 1-(4-{4-[4-(3-methanesulfonyl-propoxy)-indol-1-yl]-pyrimidin-2-ylamino}-cyclohexanecarbonyl)-piperidin-4-yl ester;

(2R,3R)-2-(tert-Butoxycarbonyl-methyl-amino)-3-methyl-pentanoic acid 1-(4-{4-[4-(3-methanesulfonyl-propoxy)-indol-1-yl]-pyrimidin-2-ylamino}-cyclohexanecarbonyl)-piperidin-4-yl ester; and

(R)-2-(tert-Butoxycarbonyl-methyl-amino)-3-methyl-butyric acid 1-(4-{4-[4-(3-methanesulfonyl-propoxy)-indol-1-yl]-pyrimidin-2-ylamino}-cyclohexanecarbonyl)-piperidin-4-yl ester.

14. A method of treating a JNK-mediated disorder in a subject having a JNK-mediated disorder, said method comprising administering to a subject in need thereof a therapeutically effective amount of the compound of any one of claims 1 to 13.

15. A method of treating a JNK-mediated disorder in a subject having a JNK-mediated disorder, said method comprising administering to a subject in need thereof a therapeutically effective amount of the compound of claim 13.

16. The method of claim 14, wherein the JNK-mediated disorder is characterized by cellular proliferation.

17. The method of claim 14, wherein the JNK-mediated disorder is arthritis.

18. The method of claim 17, wherein the arthritis is rheumatoid arthritis.

19. The method of claim 14, wherein the JNK-mediated disorder is asthma.

20. The method of claim 14, wherein the JNK-mediated disorder is diabetes.
21. The method of claim 14, wherein the JNK-mediated disorder is Alzheimer's disease or Parkinson's disease.
22. The method of claim 14, wherein the JNK-mediated disorder is ischemic stroke.
23. Use of compounds according to any of claims 1 to 13 for the preparation of medicaments for the therapeutic and/or prophylactic treatment of a JNK mediated disorder.
24. The use according to claim 23, wherein the - JNK mediated disorder is autoimmune disorder, inflammatory disorder, metabolic disorder, neurological disease, or cancer
25. The use according to claim 23, wherein the JNK mediated disorder is rheumatoid arthritis, asthma, type II diabetes, Alzheimer's disease, Parkinson's disease or stroke.
26. Compound according to any one of the claims 1 to 13 for use in the treatment of a JNK mediated disorder.
27. A pharmaceutical composition comprising the compound of any one of the claims 1 to 13, admixed with at least one pharmaceutically acceptable carrier, excipient or diluent.
28. A process for making the compound of claim 1, comprising the steps of:
 - a) reacting 4-(3-methylsulfonyl-propoxy)-1H-indole with 4-chloro-2-methylsulfonyl-pyrimidine;
 - b) reacting the product of step a) with an oxidizing agent;
 - c) reacting the product of step b) with 4-amino-cyclohexanecarboxylic acid ethyl ester or pharmaceutically acceptable salt thereof;

- 81 -

- d) reacting the product of step c) with a base;
- e) reacting the product of step d) with piperidin-4-ol and HBTU; and
- f) reacting the product of step e) with a substituted or unsubstituted amino acid and HBTU.

29. A process for making the compound of claim 1, comprising the steps of:

- a) reacting 4-(3-methanesulfonyl-propoxy)-1H-indole with 2,4-dichloropyrimidine in the presence of HOBt;
- b) reacting the product of step a) with 4-amino-cyclohexanecarboxylic acid ethyl ester or pharmaceutically acceptable salt thereof;
- c) reacting the product of step b) with a base;
- d) reacting the product of step c) with piperidin-4-ol and HBTU; and
- e) reacting the product of step d) with a substituted or unsubstituted amino acid and HBTU.

30. The invention as hereinbefore defined, particularly with reference to the new compounds, intermediates, medicaments, uses and processes.

* * * * *

INTERNATIONAL SEARCH REPORT

International application No
PCT/EP2009/055443

A. CLASSIFICATION OF SUBJECT MATTER

INV. C07D401/14 A61K31/506 A61P29/00

According to International Patent Classification (IPC) or to both national classification and IPC

B. FIELDS SEARCHED

Minimum documentation searched (classification system followed by classification symbols)

C07D A61K A61P

Documentation searched other than minimum documentation to the extent that such documents are included in the fields searched

Electronic data base consulted during the international search (name of data base and, where practical, search terms used)

EPO-Internal, BEILSTEIN Data

C. DOCUMENTS CONSIDERED TO BE RELEVANT

Category*	Citation of document, with indication, where appropriate, of the relevant passages	Relevant to claim No.
A	WO 2008/028860 A (HOFFMANN LA ROCHE [CH]; GOLDSTEIN DAVID MICHAEL [US]; GONG LEYI [US];) 13 March 2008 (2008-03-13) page 21; compound 3 page 25; compound 2 page 30; compound 4 page 33; compound 2 the whole document	1-30
A	WO 2006/038001 A (CELLTECH R & D LTD [GB]; RATCLIFFE ANDREW JAMES [GB]; ALAM MAHBUB [GB]) 13 April 2006 (2006-04-13) examples 111, 112, and example 160 the whole document	1-30
	----- -/--	

 Further documents are listed in the continuation of Box C. See patent family annex.

* Special categories of cited documents:

A document defining the general state of the art which is not considered to be of particular relevance

E earlier document but published on or after the international filing date

L document which may throw doubts on priority claim(s) or which is cited to establish the publication date of another citation or other special reason (as specified)

O document referring to an oral disclosure, use, exhibition or other means

P document published prior to the international filing date but later than the priority date claimed

T later document published after the international filing date or priority date and not in conflict with the application but cited to understand the principle or theory underlying the invention

X document of particular relevance; the claimed invention cannot be considered novel or cannot be considered to involve an inventive step when the document is taken alone

Y document of particular relevance; the claimed invention cannot be considered to involve an inventive step when the document is combined with one or more other such documents, such combination being obvious to a person skilled in the art.

Z document member of the same patent family

Date of the actual completion of the international search

14 August 2009

Date of mailing of the international search report

10/09/2009

Name and mailing address of the ISA/

European Patent Office, P.B. 5818 Patentlaan 2
NL - 2280 HV Rijswijk
Tel. (+31-70) 340-2040,
Fax: (+31-70) 340-3016

Authorized officer

Sarakinis, Georgios

INTERNATIONAL SEARCH REPORT

International application No
PCT/EP2009/055443

C(Continuation). DOCUMENTS CONSIDERED TO BE RELEVANT

Category*	Citation of document, with indication, where appropriate, of the relevant passages	Relevant to claim No.
A	ALAM ET AL: "Synthesis and SAR of aminopyrimidines as novel c-Jun N-terminal kinase (JNK) inhibitors" BIOORGANIC & MEDICINAL CHEMISTRY LETTERS, PERGAMON, ELSEVIER SCIENCE, GB, vol. 17, no. 12, 15 June 2007 (2007-06-15), pages 3463-3467, XP022097804 ISSN: 0960-894X the whole document	1-30
P,A	WO 2008/068171 A (HOFFMANN LA ROCHE [CH]; DUNN JAMES PATRICK [US]; GOLDSTEIN DAVID MICHA) 12 June 2008 (2008-06-12) page 15 - page 30 claim 1 the whole document	1-30

INTERNATIONAL SEARCH REPORT

Information on patent family members

International application No PCT/EP2009/055443
--

Patent document cited in search report	A	Publication date	Patent family member(s)	Publication date
WO 2008028860	A	13-03-2008	AR 062666 A1 AU 2007293917 A1 CA 2662998 A1 CL 25722007 A1 EP 2066319 A1 KR 20090040908 A US 2008103142 A1	26-11-2008 13-03-2008 13-03-2008 18-04-2008 10-06-2009 27-04-2009 01-05-2008
WO 2006038001	A	13-04-2006	NONE	
WO 2008068171	A	12-06-2008	AR 064133 A1 AU 2007328981 A1 CL 35022007 A1 US 2008146565 A1	11-03-2009 12-06-2008 27-06-2008 19-06-2008