



US00D718634S

(12) **United States Design Patent**
DiBiasio et al.

(10) **Patent No.:** **US D718,634 S**

(45) **Date of Patent:** **** Dec. 2, 2014**

(54) **CONTAINER WITH SIDEWALL RECESS**

(71) Applicant: **Silgan Plastics LLC**, Chesterfield, MO
(US)

(72) Inventors: **Sergio DiBiasio**, Etobicoke (CA); **Pietro Caruso**, Mono (CA)

(73) Assignee: **Silgan Plastics LLC**, Chesterfield, MO
(US)

(**) Term: **14 Years**

(21) Appl. No.: **29/472,156**

(22) Filed: **Nov. 8, 2013**

Related U.S. Application Data

(62) Division of application No. 29/445,372, filed on Feb. 11, 2013, now Pat. No. Des. 696,129, which is a division of application No. 29/423,766, filed on Jun. 5, 2012, now Pat. No. Des. 678,773, which is a division of application No. 29/390,642, filed on Apr. 27, 2011, now Pat. No. Des. 663,212.

(51) **LOC (10) Cl.** **09-01**

(52) **U.S. Cl.**
USPC **D9/528**; D9/516

(58) **Field of Classification Search**
USPC D9/516, 523, 524, 526-528, 530, 531,
D9/541, 559, 560, 564, 572, 738,
D9/741-744; D23/211.1, 211.2;
215/381-385; 220/660, 669, 679, 752

See application file for complete search history.

(56) **References Cited**

U.S. PATENT DOCUMENTS

D253,750 S 12/1979 Uyeda
D363,019 S 10/1995 Arnold et al.
D382,204 S 8/1997 Beaver
D386,240 S 11/1997 Howseman, Jr.

(Continued)

OTHER PUBLICATIONS

U.S. Appl. No. 29/445,372, filed Feb. 11, 2013, DiBiasio et al.

(Continued)

Primary Examiner — Keli L Hill

(74) *Attorney, Agent, or Firm* — Reinhart Boerner Van Deuren s.c.

(57) **CLAIM**

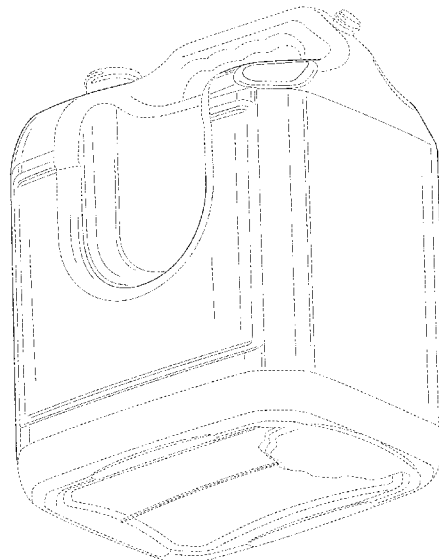
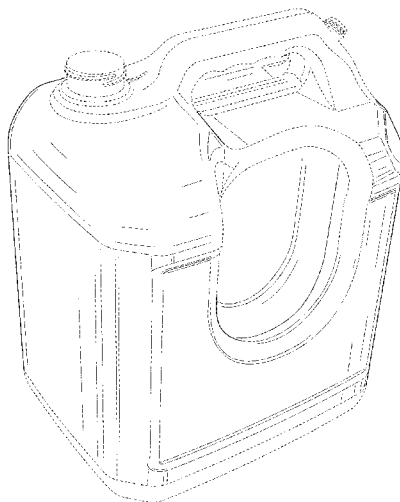
We claim the ornamental design for a container with sidewall recess, as shown and described.

DESCRIPTION

FIG. 1 is a top perspective view of a container with sidewall recess, showing our new design; FIG. 2 is a right side view of the claimed design of FIG. 1; FIG. 3 is a left side view of the claimed design of FIG. 1; FIG. 4 is a front view of the claimed design of FIG. 1; FIG. 5 is a rear view of the claimed design of FIG. 1; FIG. 6 is a top plan view of the claimed design of FIG. 1; FIG. 7 is a bottom plan view of the claimed design of FIG. 1; FIG. 8 is a top perspective view of the claimed design of FIG. 1, showing a fluid tube in broken lines coupled to the container; FIG. 9 is a bottom perspective view of the claimed design of FIG. 1; and, FIG. 10 is a second top perspective view of the claimed design of FIG. 1.

The broken lines are included for the purpose of illustrating unclaimed portions and environment of the container with sidewall recess; all broken lines form no part of the claimed design.

1 Claim, 10 Drawing Sheets



(56)

References Cited

U.S. PATENT DOCUMENTS

D427,912 S 7/2000 Johnson et al.
D451,397 S 12/2001 Gerhart et al.
D500,680 S 1/2005 Angeletta
D573,885 S 7/2008 Considine et al.
D636,056 S 4/2011 Pritchard
D643,292 S 8/2011 Cordero et al.
D648,632 S 11/2011 Ferguson et al.
D662,825 S 7/2012 Murphy
D663,212 S 7/2012 DiBiasio et al.
D664,854 S 8/2012 Farris

D668,546 S 10/2012 Maas et al.
D670,355 S 11/2012 Zimmerman
D678,773 S 3/2013 DiBiasio et al.
D687,712 S * 8/2013 Juna et al. D9/528
D696,129 S * 12/2013 DiBiasio et al. D9/528
D696,746 S * 12/2013 Mehra et al. D23/211.1

OTHER PUBLICATIONS

2.5 Gal Vented F-Style with Co-Pack Pocket engineering drawing
believed to be developed by B-Way, dated Oct. 11, 2009, 1 page.

* cited by examiner

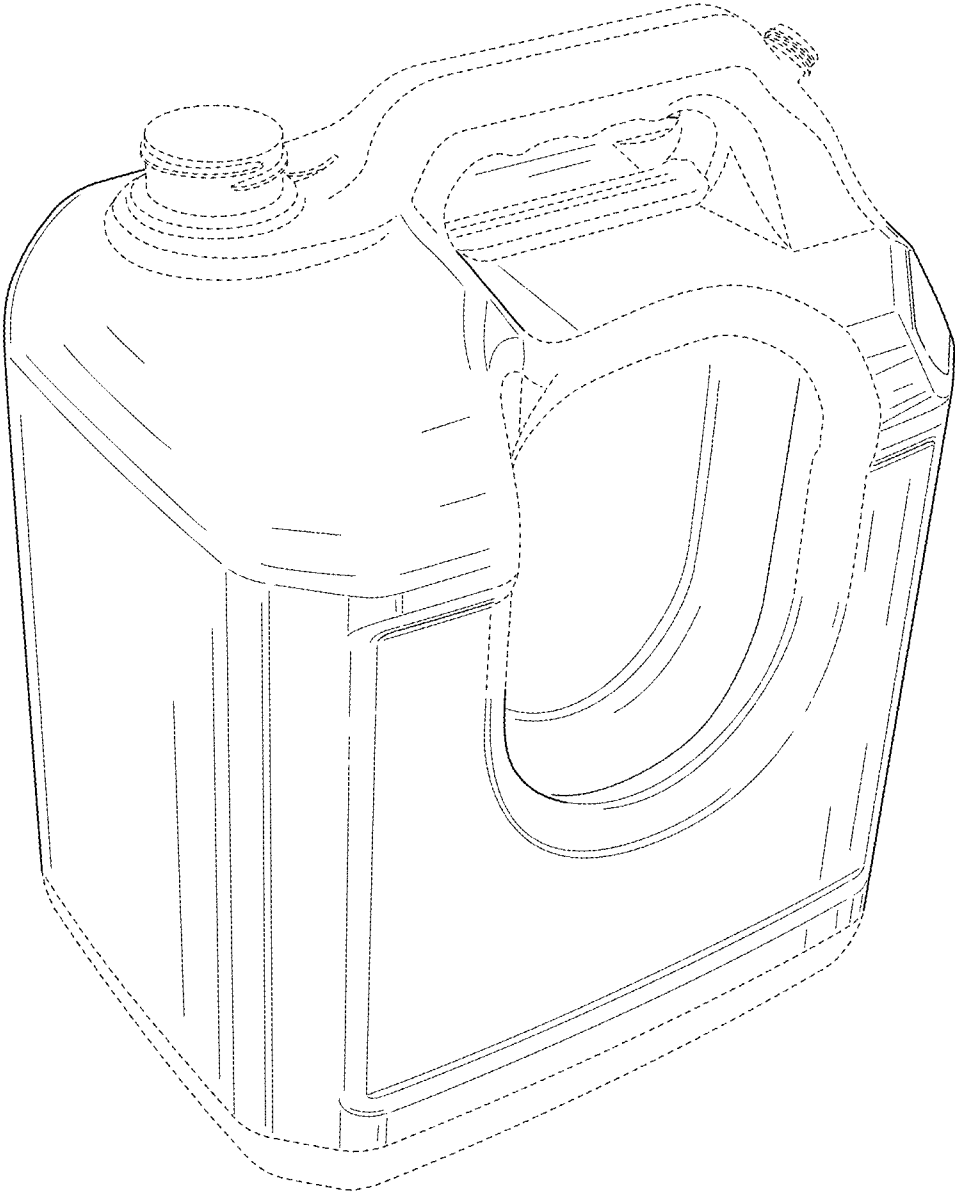


FIG. 1

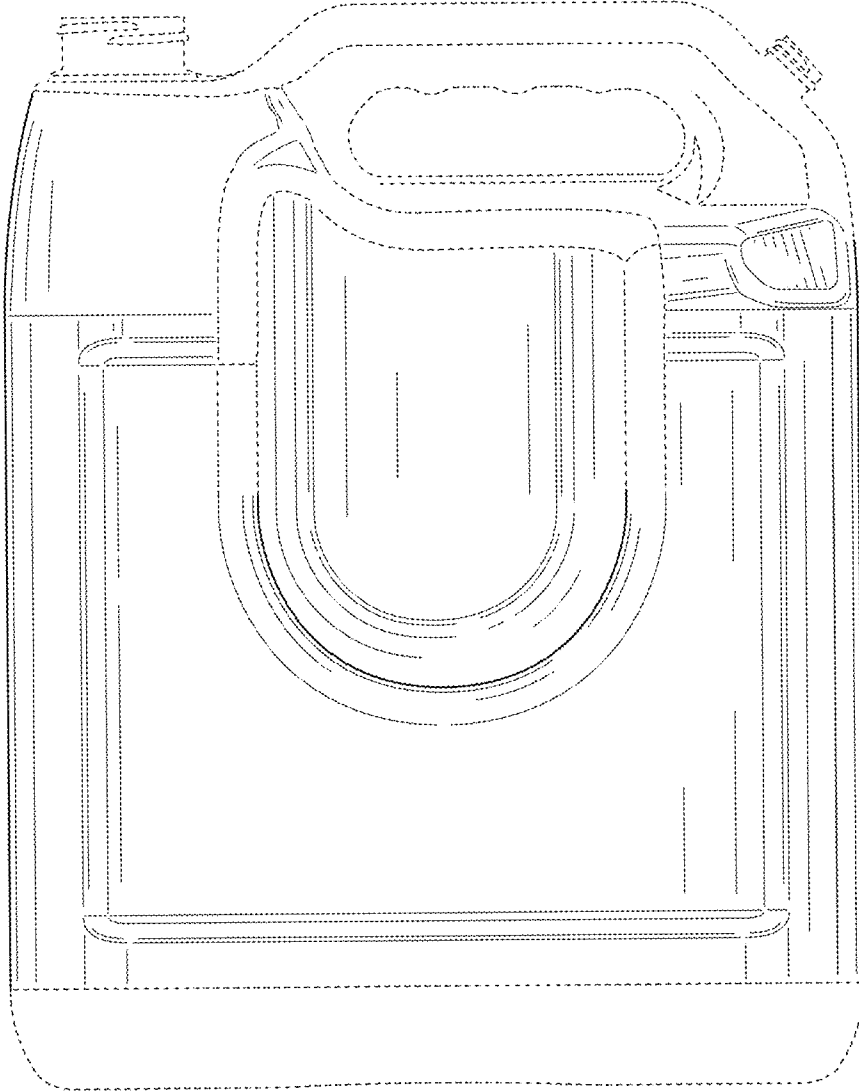


FIG. 2

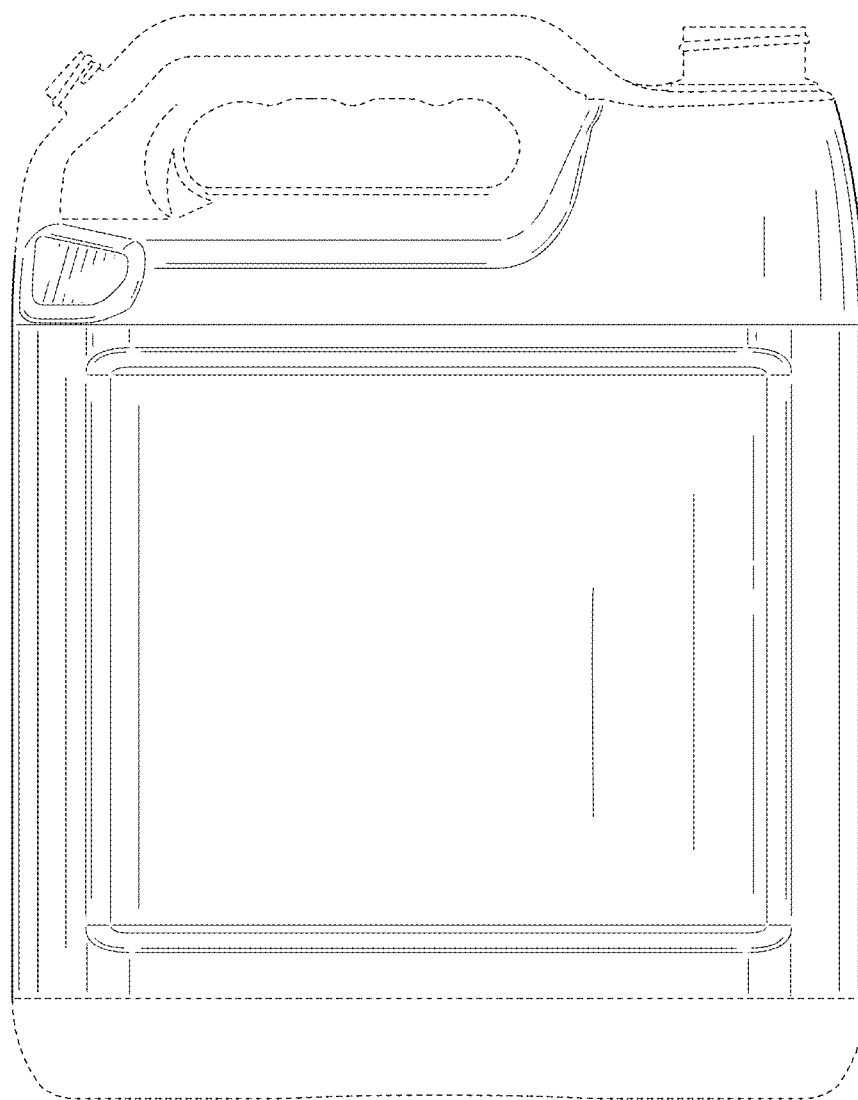


FIG. 3




FIG. 4

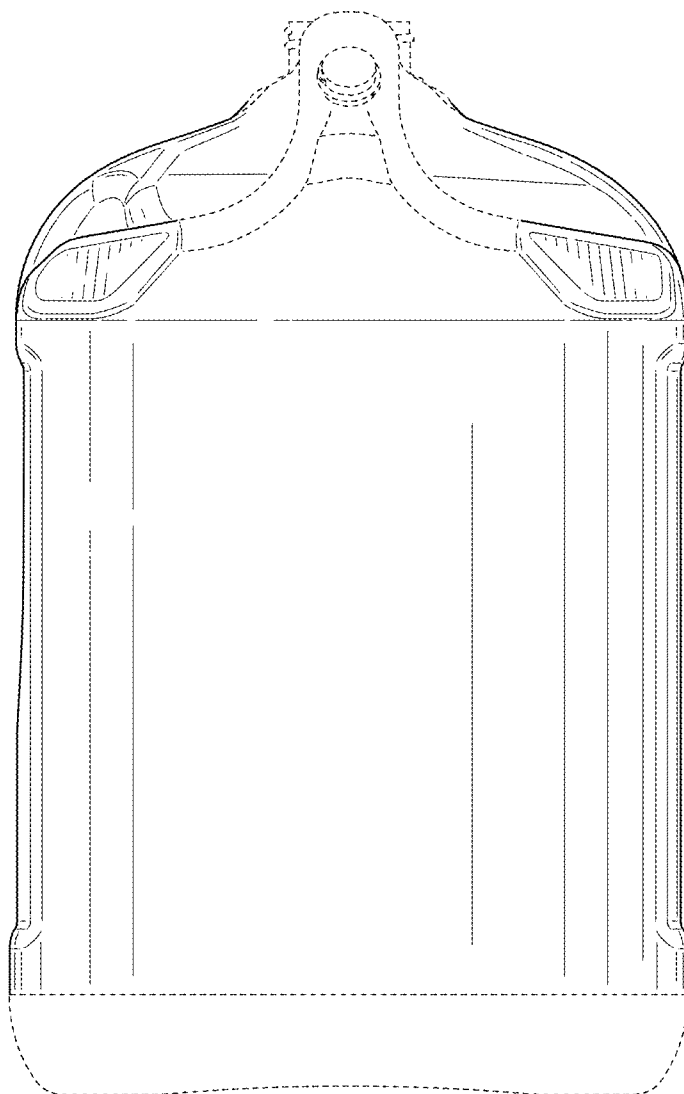


FIG. 5

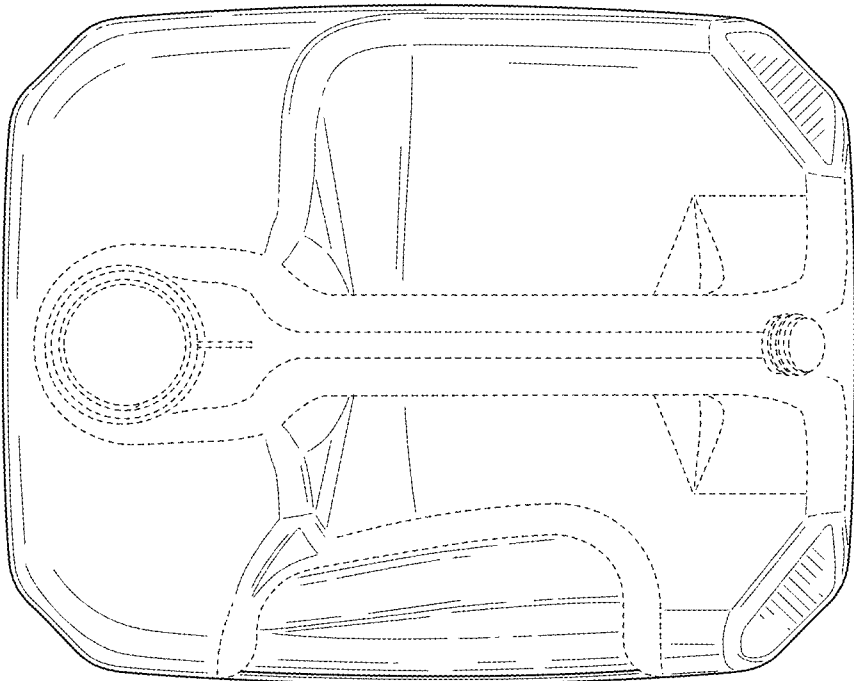


FIG. 6

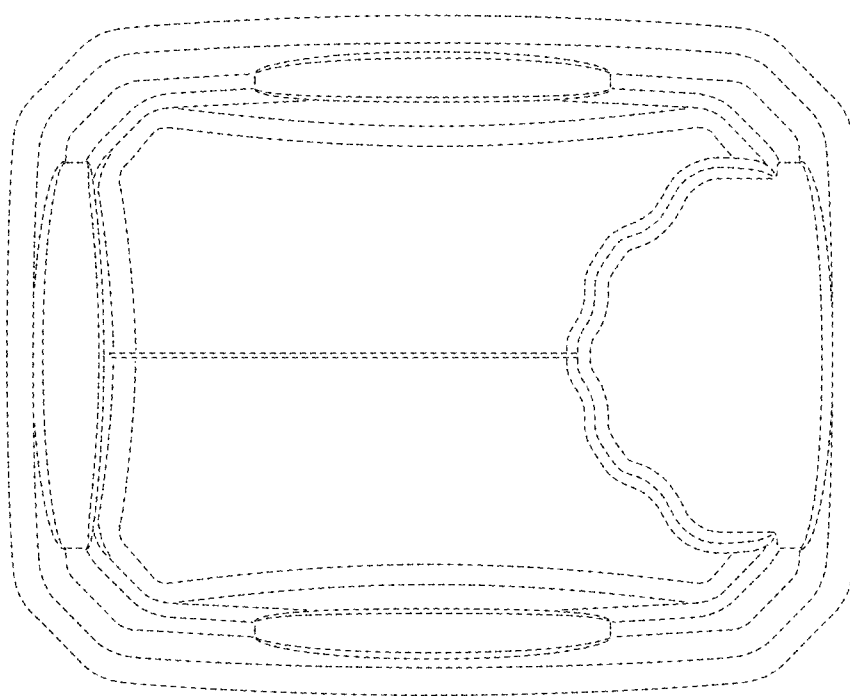


FIG. 7

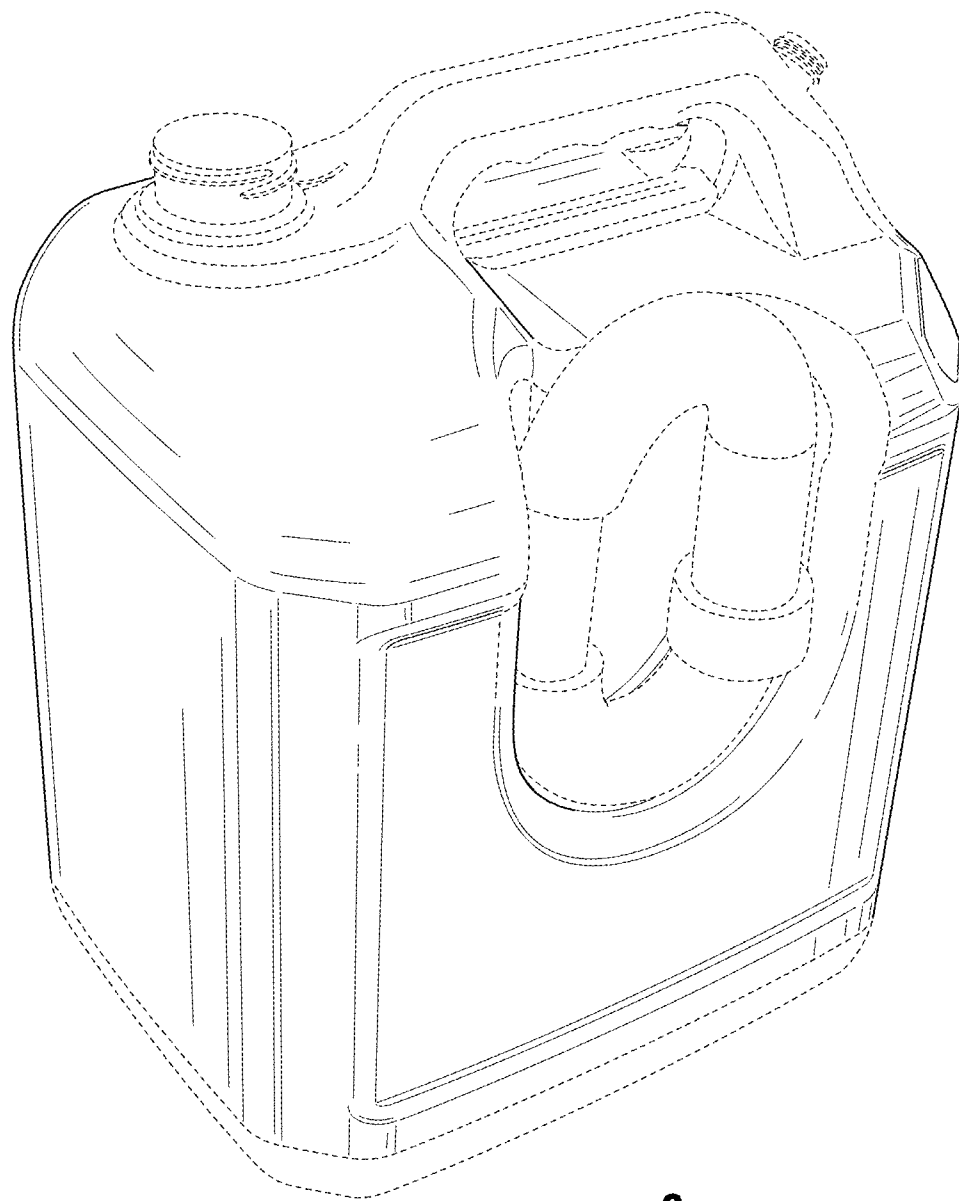


FIG. 8



FIG. 9

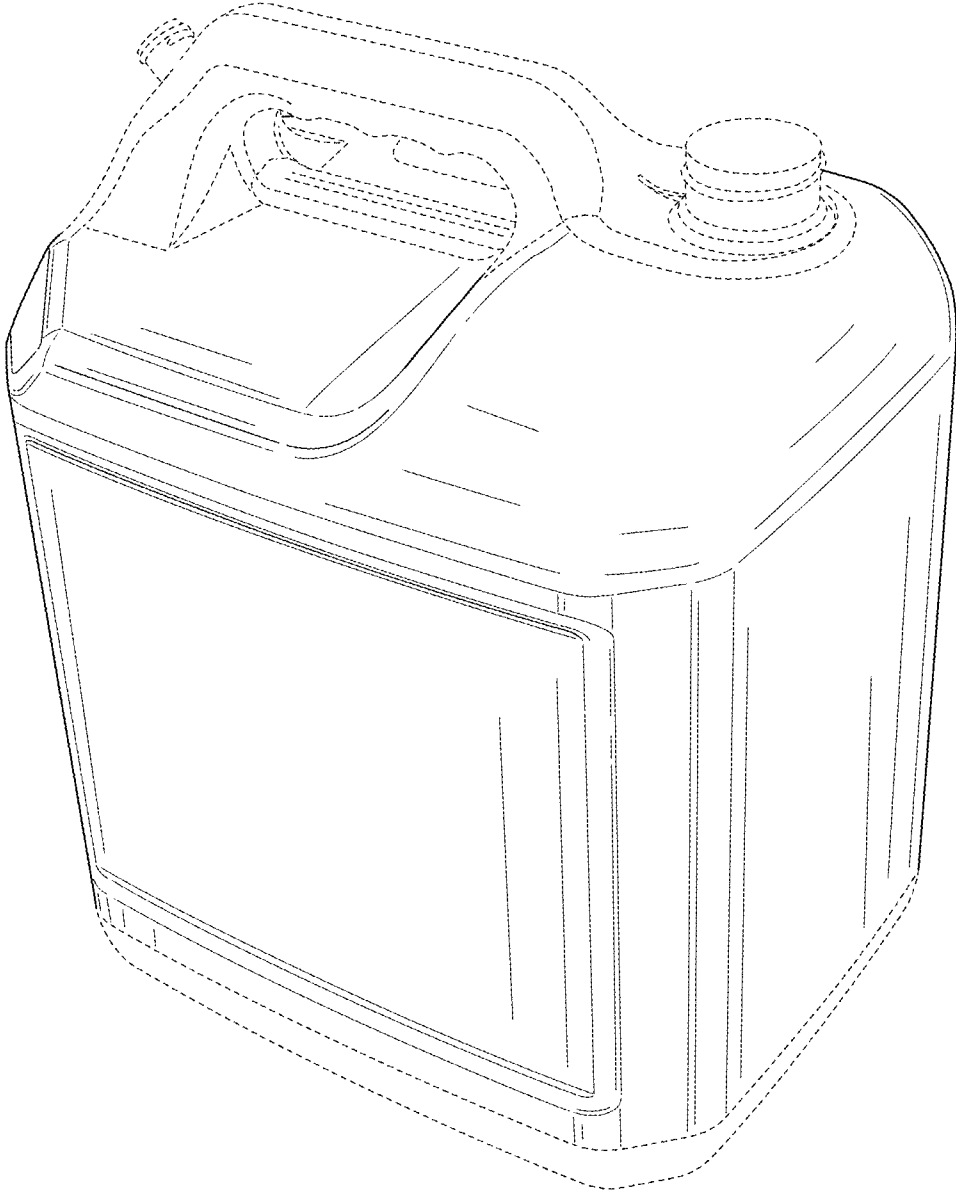


FIG. 10