

(19) **DANMARK**



Patent- og
Varemærkestyrelsen

(12)

Oversættelse af europæisk patentskrift

(10) **DK/EP 3145916 T3**

-
- (51) Int.Cl.: **C 07 D 233/64 (2006.01)** **A 61 K 31/4172 (2006.01)** **A 61 P 17/06 (2006.01)**
A 61 P 27/02 (2006.01) **A 61 P 29/00 (2006.01)**
- (45) Oversættelsen bekendtgjort den: **2020-05-11**
- (80) Dato for Den Europæiske Patentmyndigheds bekendtgørelse om meddelelse af patentet: **2020-02-12**
- (86) Europæisk ansøgning nr.: **15726498.7**
- (86) Europæisk indleveringsdag: **2015-05-21**
- (87) Den europæiske ansøgnings publiceringsdag: **2017-03-29**
- (86) International ansøgning nr.: **US2015032069**
- (87) Internationalt publikationsnr.: **WO2015179707**
- (30) Prioritet: **2014-05-21 US 201462001188 P**
- (84) Designerede stater: **AL AT BE BG CH CY CZ DE DK EE ES FI FR GB GR HR HU IE IS IT LI LT LU LV MC MK MT NL NO PL PT RO RS SE SI SK SM TR**
- (73) Patenthaver: **ALLERGAN, INC., 2525 Dupont Drive, Irvine CA 92612, USA**
- (72) Opfinder: **BEARD, Richard L., 2341 Azure Avenue, Newport Beach, California 92660, USA**
DUONG, Tien T., 10 Mistletoe, Rancho Santa Margarita, California 92688, USA
GARST, Michael E., 2627 Raqueta Drive, Newport Beach, California 92660, USA
- (74) Fuldmægtig i Danmark: **Plougmann Vingtoft A/S, Strandvejen 70, 2900 Hellerup, Danmark**
- (54) Benævnelse: **IMIDAZOLDERIVATER SOM FORMYLPEPTIDRECEPTORMODULATORER**
- (56) Fremdragne publikationer:
WO-A1-2013/062947
WO-A1-2013/122953
WO-A2-2009/007748
DATABASE CHEMCATS [Online] Chemical Abstracts; 31 March 2014 (2014-03-31), Selena Chemical Building Blocks: "1-[4-(aminophenyl)phenyl]-3-[(1-methyl-1H-imidazol-2-yl)methyl]urea", XP002743162, Database accession no. 1621638745

DESCRIPTION

FIELD OF THE INVENTION

[0001] The present invention relates to imidazole derivatives, processes for preparing them, pharmaceutical compositions containing them, and their use as pharmaceuticals as modulators of the N-formyl peptide receptor (FPR), such as the N-formyl peptide receptor 2 (FPR2). The invention relates specifically to the use of these compounds and their pharmaceutical compositions to treat disorders associated with FPR modulation, such as FPR2 modulation.

BACKGROUND OF THE INVENTION

[0002] The FPR family belongs to the seven transmembrane domain G-protein-coupled receptor (GPCR) family. This family includes three members in humans. One member of this family, FPR2 (also known as FPRL-1 or ALXA4), is expressed predominantly on inflammatory cells, such as monocytes and neutrophils, as well as on T cells, and has been shown to play a critical role in leukocyte trafficking during inflammation and human pathology (See Chiang N, Serhan CN, Dahlen, S, Drazen JM, Hay DWP, Rovati E, Shimizu T, Yokomizo T, Brink, C. The lipoxin receptor ALX: Potent ligand-specific and stereoselective actions in vivo. *Pharmacological Reviews* 2006; 58: 463-519).

[0003] FPR2 is an exceptionally promiscuous receptor that responds to a menagerie of structurally diverse exogenous and endogenous ligands, including serum amyloid A (SAA), chemokine variant sCK β 8-1, the neuroprotective peptide humanin, anti-inflammatory eicosanoid lipoxin A4 (LXA4) and glucocorticoid-modulated protein annexin A1 (Chiang N, Serhan CN, Dahlen, S, Drazen JM, Hay DWP, Rovati E, Shimizu T, Yokomizo T, Brink, C. The lipoxin receptor ALX: Potent ligand-specific and stereoselective actions in vivo. *Pharmacological Reviews* 2006; 58: 463-519).

[0004] FPR2 transduces anti-inflammatory effects of arachidonic acid derived LXA4 in many systems, and has been shown to play a key role in the resolution of inflammation (Dufton N, Perretti M. Therapeutic anti-inflammatory potential of formyl peptide receptor agonists. *Pharmacology & Therapeutics* 2010; 127: 175-188).

[0005] FPR2 knockout mice show exaggerated inflammation in disease conditions, as expected from the biological role of the receptor (See Dufton N, Hannon R, Brancialeone V, Dalli J, Patel HB, Gray M, D'Aquisto F, Buckingham JC, Perretti M, Flower RJ. Anti-inflammatory role of the murine formyl-peptide receptor 2: Ligand-specific effects on leukocyte responses and experimental inflammation. *Journal of Immunology* 2010; 184: 2611-2619. Gavins FNE, Hughes EL, Buss NAPS, Holloway PM, Getting SJ, Buckingham JC. Leukocyte recruitment in the brain in sepsis: involvement of the annexin1 FPR2/ALX anti-inflammatory system. *FASEB* 2012; 26: 1-13).

[0006] Activation of FPR2 by LXA4 or its analogs and by annexin I protein has been shown to result in anti-inflammatory activity by promoting active resolution of inflammation, which involves inhibition of polymorphonuclear neutrophils (PMNs) and eosinophils migration, and also stimulating monocyte migration, enabling clearance of apoptotic cells from the site of inflammation in a nonphlogistic manner (See Gavins FNE, Hughes EL, Buss NAPS, Holloway PM, Getting SJ, Buckingham JC. Leukocyte recruitment in the brain in sepsis: involvement of the annexin1 FPR2/ALX anti-inflammatory system. *FASEB* 2012; 26: 1-13, Maderna P, Cottell DC, Toivonen T, Dufton N, Dalli J, Perretti M, Godson C. FPR2/ALX receptor expression and internalization are critical for lipoxin A4 and annexin-derived peptide-stimulated phagocytosis. *FASEB* 2010; 24: 4240-4249).

[0007] In addition, FPR2 has been shown to inhibit natural killer (NK) cytotoxicity and promote activation of T cells, which further contributes to down regulation of tissue damaging inflammatory signals.

[0008] FPR2 interaction with LXA4 and annexin has been shown to be beneficial in experimental models of dermal inflammation, angiogenesis, epithelial migration, edema, alopecia, ischemia reperfusion and ocular inflammation, such as endotoxin-induced uveitis and corneal wound healing (See Reville K, Cream JK, Vivers S, Dransfield I, Godson C. Lipoxin A4 redistributes Myosin IIA and Cdc42 in macrophages: Implications for phagocytosis of apoptotic leukocytes. *Journal of Immunology* 2006; 176: 1878-1888; Serhan C. Resolution phase of inflammation: Novel endogenous anti-inflammatory and proresolving lipid mediators and pathways. *Annual reviews of Immunology* 2007; 25: 101-137.;

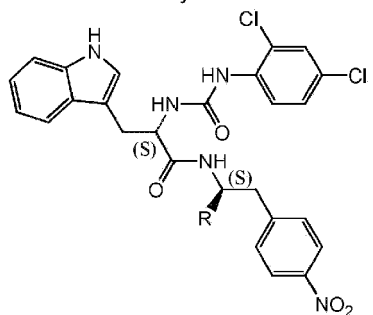
Medeiros R, Rodrigues GB, Figueiredo CP, Rodrigues EB, Grumman A Jr, Menezes-de-Lima O Jr, Passos GF, Calixto JB. Molecular mechanisms of topical anti-inflammatory effects of lipoxin A(4) in endotoxin-induced uveitis. *Molecular Pharmacology* 2008; 74: 154-161; Gronert K, Maheshwari N, Khan N, Hassan IR, Dunn M, Schwartzmann ML. A role for the mouse 12/15-lipoxygenase pathways in promoting epithelial wound healing and host defense. *Journal of Biological Chemistry* 2005; 280: 15267-15278; Gronert K. Lipoxins in the eye and their role in wound healing. *Prostaglandins, Leukotrienes and Essential fatty Acids*. 2005; 73: 221-229; Takano T, Fiore S, Maddox JF, Brady HR, Petasis NA, Serhan CN. Aspirin-triggered 15-epi-lipoxin A4 and LXA4 stable analogues are potent inhibitors of acute inflammation: evidence for anti-inflammatory receptors. *Journal of Experimental Medicine* 1997; 185: 1693-1704.; Leoni G, Alam A, Neumann PA, Lambeth JD, Cheng G, McCoy J, Hilgarth RS, Kundu K, Murthy N, Kusters D, Reutelingsperger C, Perretti M, Parkos CA, Neish AS, Nusrat A. Annexin A1, formyl peptide receptor, and NOX1 orchestrate epithelial repair. *Journal of Clinical Investigation*. 2013;123:443-54; Leedom A, Sullivan AB, Dong B, Lau D, Gronert K. Endogenous LXA4 circuits are determinants of pathological angiogenesis in response to chronic injury. *American Journal of Pathology* 2010; 176: 74-84; Tsuruki T, Takahata K, Yoshikawa M. Mechanism of the protective effect of intraperitoneally administered agonists for formyl peptide receptors against chemotherapy-induced alopecia. *Biosci Biotechnology Biochemistry*. 2007;71:1198-202).

[0009] Pharmaceutical utility of LXA4 and its analogs is hampered by inherent physicochemical properties of the natural poly-olefinic natural product. Therefore, small molecule anti-inflammatory agonists of FPR2 would have a wide variety of therapeutic benefits in inflammatory disorders, including inflammatory disorders of the eye. Targeting FPR2 selectively would also have benefits of reduced side effects as compared to more broadly acting anti-inflammatories, such as steroids or NSAIDs, which have significant side effects of elevated IOP and delays in wound healing in the eye. FPR2 is also expressed in ocular tissues in the cornea and in the posterior of eye, in addition to the inflammatory cells that migrate into the ocular tissues.

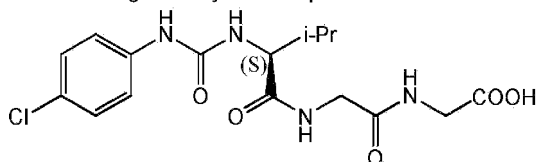
[0010] Targeting FPR2 selectively would also have benefits in skin wound healing, given its potent anti-inflammatory and pro-epithelial repair role. In addition, some skin diseases have been shown to have an abnormal expression of LL37, a pro-inflammatory cathelicidin which has been shown to be a natural ligand of FPR2. In the chronic inflammatory disease rosacea, LL37 is highly expressed and is believed to play a key role in the pathogenesis (Yamasaki K, Di Nardo A, Bardan A, Murakami M, Ohtake T, Coda A, Dorschner RA, Bonnart C, Descargues P, Hovnanian A, Morhenn VB, Gallo RL. Increased serine protease activity and cathelicidin promotes skin inflammation in rosacea. *Nature Medicine*. 2007;13:975-80).

[0011] FPR2 thus represents an important novel pro-resolutionary molecular target for the development of new therapeutic agents in diseases or conditions involving excessive inflammatory responses.

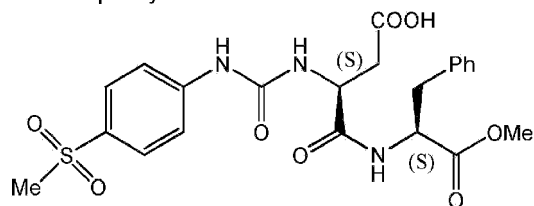
[0012] *Journal of Combinatorial Chemistry* (2007), 9(3), 370-385 teaches a thymidiny dipeptide urea library with structural similarity to the nucleoside peptide class of antibiotics:



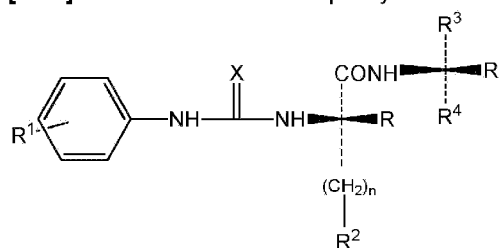
[0013] *Helvetica Chimica Acta* (1998), 81(7), 1254-1263 teaches the synthesis and spectroscopic characterization of 4-chlorophenyl isocyanate (1-chloro-4-isocyanatobenzene) adducts with amino acids as potential dosimeters for the biomonitoring of isocyanate exposure:



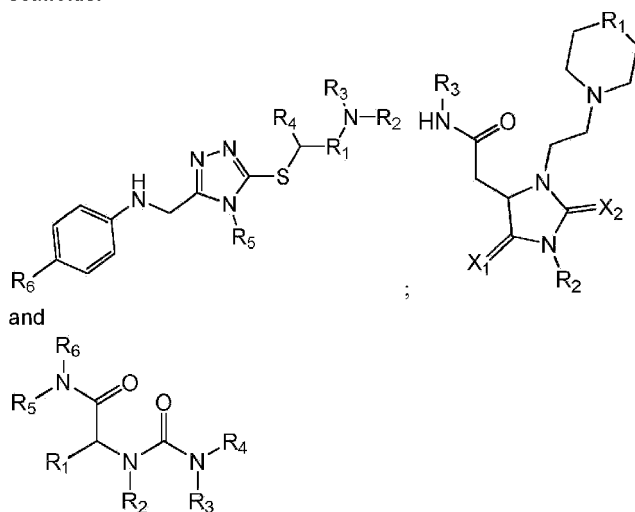
[0014] Yingyong Huaxue (1990), 7(1), 1-9 teaches the structure-activity relationships of di- and tripeptide sweeteners and of L-phenyl alanine derivatives:



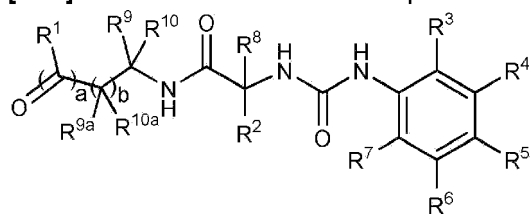
[0015] FR 2533210 discloses L-phenyl alanine derivatives as synthetic sweeteners:



[0016] WO2005047899 discloses compounds which selectively activate the FPR2 receptor represented by the following scaffolds:



[0017] US 2013/0109866 discloses compounds of the general structure below as FPR2 modulators:



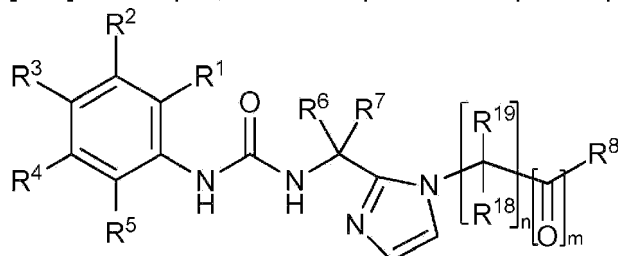
SUMMARY OF THE INVENTION

[0018] A group of imidazole urea derivatives, which are potent and selective FPR2 modulators, has been discovered. As

such, the compounds described herein are useful in treating a wide variety of disorders associated with modulation of the FPR receptor, such as FPR2. The term "modulator" as used herein, includes but is not limited to: receptor agonist, antagonist, inverse agonist, inverse antagonist, partial agonist, and partial antagonist.

[0019] This invention describes compounds of Formula I, which modulate FPR2 biological activity. The compounds in accordance with the present invention are thus of use in medicine, for example, in the treatment of mammalian subjects, including humans, with diseases and/or conditions that are alleviated by FPR modulation, such as FPR2 modulation.

[0020] In one aspect, the invention provides a compound represented by **Formula I**:



Formula I

wherein:

each R^1 , R^2 , R^4 and R^5 is independently selected from H, unsubstituted or substituted C_{1-8} alkyl, unsubstituted or substituted C_{3-8} cycloalkyl, unsubstituted or substituted heterocycle, unsubstituted or substituted C_{6-10} aryl, unsubstituted or substituted C_{3-8} cycloalkenyl, halogen, $-S(O)_2NR^{10}R^{11}$, $-NR^{12}R^{13}$, $-S(O)_pR^{14}$, $-C(O)R^{15}$, $-SR^{16}$ and $-OR^{16}$; wherein each said alkyl substituent is independently selected from one or more R^{20} ; each said cycloalkyl substituent is independently selected from one or more R^{21} ; each said heterocycle substituent is independently selected from one or more R^{22} ; each said aryl substituent is independently selected from one or more R^{23} ; and each said cycloalkenyl substituent is independently selected from one or more R^{24} ;

R^3 is unsubstituted or substituted C_{1-8} alkyl, unsubstituted or substituted C_{3-8} cycloalkyl, unsubstituted or substituted C_{6-10} aryl, unsubstituted or substituted C_{3-8} cycloalkenyl, halogen, $-S(O)_2NR^{10}R^{11}$, $-NR^{12}R^{13}$, $-S(O)_pR^{14}$, $-C(O)R^{15}$, $-SR^{16}$ or $-OR^{17}$; wherein said alkyl substituent is selected from one or more R^{20} ; said cycloalkyl substituent is selected from one or more R^{21} ; said heterocycle substituent is selected from one or more R^{22} ; said aryl substituent is selected from one or more R^{23} ; and said cycloalkenyl substituent is selected from one or more R^{24} ;

R^6 is H, or unsubstituted or substituted C_{1-8} alkyl, wherein said alkyl substituent is selected from one or more R^{25} ;

R^7 is H, or unsubstituted or substituted C_{1-8} alkyl, wherein said alkyl substituent is selected from one or more R^{25} ;

R^8 is selected from H, OR^9 , $NR^{10}R^{11}$, sulfonate, sulfonic acid, phosphonate, phosphonic acid, phosphoric acid and unsubstituted or substituted heterocycle, wherein said heterocycle is selected from tetrazole, imidazole, thiazole, oxazole, triazole, thiophene, pyrazole and pyrrole; and wherein said heterocycle substituent is selected from unsubstituted and substituted C_{1-8} alkyl, wherein said alkyl substituent is selected from OH and halogen;

R^9 is H or unsubstituted or substituted C_{1-8} alkyl, wherein said alkyl substituent is selected from OH, halogen, $-OC_{1-8}$ alkyl and $-(OC_{1-8} \text{ alkylene})_q-OC_{1-8}$ alkyl;

each R^{10} is independently H or unsubstituted C_{1-8} alkyl, or together with R^{11} forms an unsubstituted heterocyclic ring;

each R^{11} is independently H or unsubstituted C_{1-8} alkyl, or together with R^{10} forms an unsubstituted heterocyclic ring;

each R^{12} is independently H or unsubstituted C_{1-8} alkyl;

each R¹³ is independently H or unsubstituted C₁₋₈ alkyl;

each R¹⁴ is independently OH or unsubstituted C₁₋₈ alkyl;

each R¹⁵ is independently H, unsubstituted C₁₋₈ alkyl, unsubstituted C₃₋₈ cycloalkyl, unsubstituted heterocycle, unsubstituted C₆₋₁₀ aryl or unsubstituted C₃₋₈ cycloalkenyl;

each R¹⁶ is independently H, unsubstituted C₁₋₈ alkyl, unsubstituted C₃₋₈ cycloalkyl, unsubstituted heterocycle, unsubstituted C₆₋₁₀ aryl or unsubstituted C₃₋₈ cycloalkenyl;

R¹⁷ is H, unsubstituted C₁₋₈ alkyl, unsubstituted C₃₋₈ cycloalkyl, unsubstituted heterocycle, unsubstituted C₆₋₁₀ aryl or unsubstituted C₃₋₈ cycloalkenyl;

each R¹⁸ is independently H, unsubstituted C₁₋₈ alkyl, -CH₂-(C₃₋₈ cycloalkyl), -CH₂-(C₃₋₈ cycloalkenyl) or benzyl;

each R¹⁹ is independently H, unsubstituted C₁₋₈ alkyl, -CH₂-(C₃₋₈ cycloalkyl), -CH₂-(C₃₋₈ cycloalkenyl) or benzyl;

each R²⁰ is independently selected from halogen, -OH, -CN, nitro, ether, thioether, unsubstituted C₃₋₈ cycloalkyl, unsubstituted C₆₋₁₀ aryl, unsubstituted heterocycle, ester, aldehyde, ketone, carboxylic acid, amide, sulfonamide, sulfonic acid, phosphonic acid and phosphoric acid;

each R²¹, R²², R²³ and R²⁴ is independently selected from halogen, -OH, -CN, amino, nitro, ether, thioether, unsubstituted C₁₋₈ alkyl, unsubstituted C₃₋₈ cycloalkyl, unsubstituted C₆₋₁₀ aryl, unsubstituted heterocycle, ester, aldehyde, ketone, carboxylic acid, amide, sulfonamide, sulfonic acid, phosphonic acid and phosphoric acid;

each R²⁵ is independently selected from halogen, hydroxyl, amino, ether, thioether, unsubstituted C₃₋₈ cycloalkyl, unsubstituted C₃₋₈ cycloalkenyl, unsubstituted C₆₋₁₀ aryl, unsubstituted heterocycle, carboxylic acid, amide, sulfonic acid, phosphonic acid and phosphoric acid;

m is 0 or 1;

n is 0, 1, 2, 3, 4, 5, 6, 7 or 8;

each p is independently 1 or 2; and

q is 1, 2, 3, 4, 5 or 6;

or a tautomer thereof;

or pharmaceutically acceptable salt of any one of the foregoing;

provided that:

1. (a) when m is 1, then n is not 0;
2. (b) when m is 1, then R⁸ is OR⁹ or NR¹⁰R¹¹;
3. (c) when m is 0 and n is 0, then R⁸ is H; and
4. (d) when m is 0, and n is not 0, then R⁸ is not H.

[0021] In another aspect, the invention provides for the compound of Formula I, wherein:

R¹ is H or halogen;

R² is H;

R³ is C₁₋₃ haloalkyl, halogen or -OR¹⁷;

R⁴ is H;

R⁵ is H or halogen;

R⁶ is H or unsubstituted C₁₋₃ alkyl;

R⁷ is H;

R⁸ is selected from H, OR⁹, NR¹⁰R¹¹, sulfonate, sulfonic acid, phosphonate, phosphonic acid, phosphoric acid and unsubstituted or substituted heterocycle, wherein said heterocycle is selected from tetrazole, imidazole, thiazole, oxazole, triazole, thiophene, pyrazole and pyrrole; and wherein said heterocycle substituent is selected from unsubstituted and substituted C₁₋₈ alkyl, wherein said alkyl substituent is selected from OH and halogen;

R⁹ is H or unsubstituted C₁₋₄ alkyl;

R¹⁰ is H or unsubstituted C₁₋₃ alkyl;

R¹¹ is H or unsubstituted C₁₋₃ alkyl;

R¹⁷ is unsubstituted C₁₋₃ alkyl;

each R¹⁸ is H or unsubstituted C₁₋₃ alkyl;

each R¹⁹ is H;

m is 0 or 1; and

n is 0, 1 or 2;

or a tautomer thereof;

or pharmaceutically acceptable salt of any one of the foregoing;

provided that:

1. (a) when m is 1, then n is not 0;
2. (b) when m is 1, then R⁸ is OR⁹ or NR¹⁰R¹¹;
3. (c) when m is 0 and n is 0, then R⁸ is H; and
4. (d) when m is 0, and n is not 0, then R⁸ is not H.

[0022] In another aspect, the invention provides for the compound of Formula I, wherein:

R¹ is H or halogen;

R² is H;

R³ is C₁₋₃ haloalkyl, halogen or -OR¹⁷;

R⁴ is H;

R⁵ is H or halogen;

R⁶ is H or unsubstituted C₁₋₃ alkyl;

R⁷ is H;

R⁸ is H, OR⁹ or NR¹⁰R¹¹;

R^9 is H or unsubstituted C_{1-4} alkyl;

R^{10} is H or unsubstituted C_{1-3} alkyl;

R^{11} is H or unsubstituted C_{1-3} alkyl;

R^{17} is unsubstituted C_{1-3} alkyl;

each R^{18} is H or unsubstituted C_{1-3} alkyl;

each R^{19} is H;

m is 0 or 1; and

n is 0, 1 or 2;

or a tautomer thereof;

or pharmaceutically acceptable salt of any one of the foregoing;

provided that:

1. (a) when m is 1, then n is not 0;
2. (b) when m is 1, then R^8 is OR^9 or $NR^{10}R^{11}$;
3. (c) when m is 0 and n is 0, then R^8 is H; and
4. (d) when m is 0, and n is not 0, then R^8 is not H.

[0023] In another aspect, the invention provides for the compound of Formula I, wherein:

m is 0;

n is 0; and

R^8 is H.

[0024] In another aspect, the invention provides for the compound of Formula I, wherein:

m is 1;

n is 1;

R^8 is OR^9 , wherein R^9 is H or unsubstituted C_{1-8} alkyl;

R^{18} is H or unsubstituted C_{1-8} alkyl; and

R^{19} is H.

[0025] In another aspect, the invention provides for the compound of Formula I, wherein:

m is 1;

n is 2;

R^8 is $NR^{10}R^{11}$, wherein R^{10} is H or unsubstituted C_{1-8} alkyl, and R^{11} is H or unsubstituted C_{1-8} alkyl;

each R^{18} is H; and

each R^{19} is H.

[0026] In another aspect, the invention provides for the compound of Formula I, wherein:

m is 1;

n is 2;

R^8 is OR^9 , wherein R^9 is H or unsubstituted C_{1-8} alkyl;

each R^{18} is H; and

each R^{19} is H.

[0027] In another aspect, the invention provides for the compound of Formula I, wherein:

m is 0;

n is 2;

R^8 is OR^9 , wherein R^9 is H;

each R^{18} is H; and

each R^{19} is H.

[0028] In another aspect, the invention provides for the compound of Formula I, wherein:

m is 0;

n is 1 or 2; and

R^8 is selected from sulfonate, sulfonic acid, phosphonate, phosphonic acid, phosphoric acid and unsubstituted or substituted heterocycle, wherein said heterocycle is selected from tetrazole, imidazole, thiazole, oxazole, triazole, thiophene, pyrazole and pyrrole; and wherein said heterocycle substituent is selected from unsubstituted and substituted C_{1-8} alkyl, wherein said alkyl substituent is selected from OH and halogen.

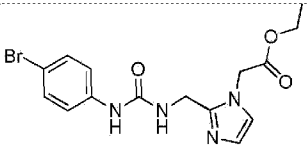
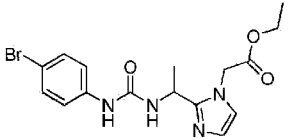
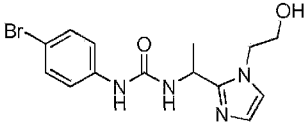
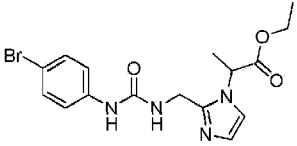
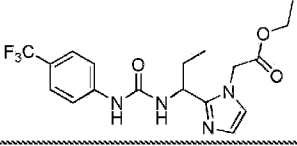
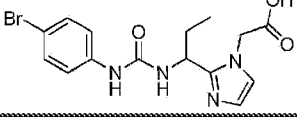
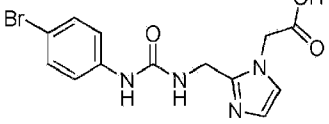
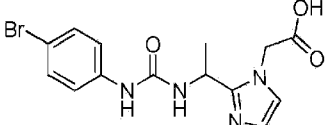
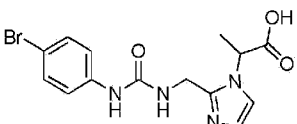
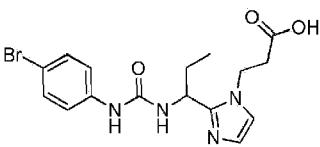
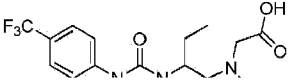
[0029] In another aspect of the invention, there are provided pharmaceutical compositions comprising a therapeutically effective amount of at least one compound of the invention in a pharmaceutically acceptable carrier.

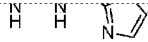
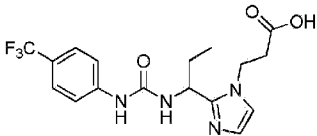
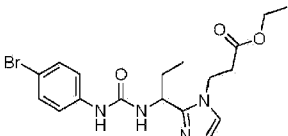
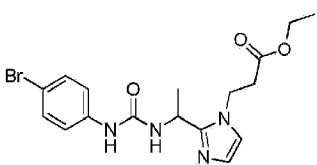
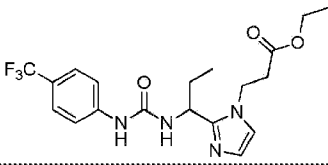
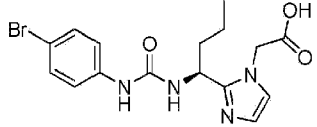
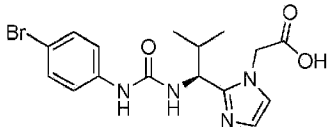
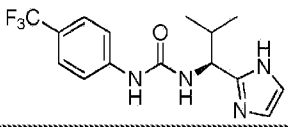
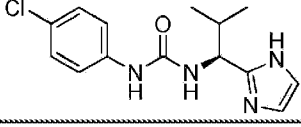
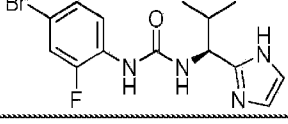
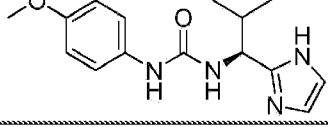
[0030] In yet another aspect of the invention, there are provided the compound or the pharmaceutical compositions of the invention for use in methods for treating disorders associated with modulation of the FPR, such as FPR2 by administering to a subject in need thereof the pharmaceutical composition containing a therapeutically effective amount of at least one compound of the invention. In some aspects, the disorder is an inflammatory disease or condition. In further aspects, the inflammatory disease or condition is an ocular inflammatory disease or condition, such as dry eye or post-surgical inflammation, including post-cataract surgical inflammation. In yet further aspects, the inflammatory disease or condition is a dermal inflammatory disease or condition, such as psoriasis or rosacea. In further aspects, the subject is a mammal, including a human.

[0031] Some compounds of the invention are shown below, wherein each compound is identified by its IUPAC name and

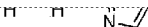
structure.

IUPAC name	Structure
1-(4-Bromophenyl)-3-[1-(1H-imidazol-2-yl)propyl]urea	
1-(4-Bromophenyl)-3-[(1S)-1-(1H-imidazol-2-yl)butyl]urea	
1-(4-Bromophenyl)-3-[(1S)-1-(1H-imidazol-2-yl)-2-methylpropyl]urea	
1-(4-Bromophenyl)-3-(1H-imidazol-2-ylmethyl)urea	
1-(4-Bromophenyl)-3-[1-(1H-imidazol-2-yl)ethyl]urea	
1-[1-(1H-Imidazol-2-yl)propyl]-3-[4-(trifluoromethyl)phenyl]urea	
Ethyl 2-(1-[[4-Bromophenyl]carbamoyl]amino)propyl)-1H-imidazol-1-yl]acetate	
Ethyl {2-[(1S)-1-[[4-bromophenyl]carbamoyl]amino]butyl}-1H-imidazol-1-yl]acetate	
tert-Butyl {2-[(1S)-1-[[4-Bromophenyl]carbamoyl]amino]butyl}-1H-imidazol-1-yl]acetate	
tert-Butyl {2-[(1S)-1-[[4-Bromophenyl]carbamoyl]amino]-2-methylpropyl}-1H-imidazol-1-yl]acetate	

IUPAC name	Structure
Ethyl [2-({[(4-Bromophenyl)carbamoyl]amino}methyl)-1H-imidazol-1-yl]acetate	
Ethyl [2-(1-{{(4-Bromophenyl)carbamoyl]amino}ethyl)-1H-imidazol-1-yl]acetate	
1-(4-Bromophenyl)-3-{1-[1-(2-hydroxyethyl)-1H-imidazol-2-yl]ethyl}urea	
Ethyl 2-[2-({[(4-Bromophenyl)carbamoyl]amino} methyl)-1H-imidazol-1-yl]propanoate	
Ethyl {2-[1-({[4-(trifluoromethyl)phenyl]carbamoyl]amino}propyl)-1H-imidazol-1-yl]acetate	
[2-(1-{{(4-Bromophenyl)carbamoyl]amino}propyl) -1H-imidazol-1-yl]acetic acid	
[2-({[(4-Bromophenyl)carbamoyl]amino}methyl)-1H-imidazol-1-yl]acetic acid	
[2-(1-{{(4-Bromophenyl)carbamoyl]amino}ethyl)-1H-imidazol-1-yl]acetic acid	
2-[2-({[(4-Bromophenyl)carbamoyl]amino}methyl)-1H-imidazol-1-yl]propanoic acid	
3-[2-(1-{{(4-Bromophenyl)carbamoyl]amino}propyl)-1H-imidazol-1-yl]propanoic acid	
{2-[1-({[4-(Trifluoromethyl)phenyl]carbamoyl]amino}propyl)-1H-imidazol-1-yl]acetic acid	

IUPAC name	Structure
	
3-{2-[1-({[4-(Trifluoromethyl)phenyl]carbamoyl}amino)propyl]-1H-imidazol-1-yl}propanoic acid	
Ethyl 3-[2-(1-({[4-Bromophenyl]carbamoyl}amino)propyl)-1H-imidazol-1-yl]propanoate	
Ethyl 3-[2-(1-({[4-Bromophenyl]carbamoyl}amino)ethyl)-1H-imidazol-1-yl]propanoate	
Ethyl 3-{2-[1-({[4-(trifluoromethyl)phenyl]carbamoyl}amino)propyl]-1H-imidazol-1-yl}propanoate	
{2-[(1S)-1-({[4-Bromophenyl]carbamoyl}amino)butyl]-1H-imidazol-1-yl}acetic acid	
{2-[(1S)-1-({[4-Bromophenyl]carbamoyl}amino)-2-methylpropyl]-1H-imidazol-1-yl}acetic acid	
1-[(1S)-1-(1H-imidazol-2-yl)-2-methylpropyl]-3-[4-(trifluoromethyl)phenyl]urea	
1-(4-Chlorophenyl)-3-[(1S)-1-(1H-imidazol-2-yl)-2-methylpropyl]urea	
1-(4-Bromo-2-fluorophenyl)-3-[(1S)-1-(1H-imidazol-2-yl)-2-methylpropyl] urea	
1-[(1S)-1-(1H-imidazol-2-yl)-2-methylpropyl]-3-(4-methoxyphenyl)urea	

IUPAC name	Structure
tert-Butyl (2-((1S)-2-methyl-1-(((4-(trifluoromethyl)phenyl)amino)carbonyl)amino)propyl)-1H-imidazol-1-yl}acetate urea	
tert-Butyl {2-[(1S)-1-(((4-chlorophenyl)amino)carbonyl)amino)-2-methylpropyl]-1H-imidazol-1-yl}acetate	
tert-Butyl {2-[(1S)-1-(((4-bromo-2-fluorophenyl)amino)carbonyl)amino)-2-methylpropyl]-1H-imidazol-1-yl}acetate	
tert-Butyl {2-[(1S)-1-(((4-methoxyphenyl)amino)carbonyl)amino)-2-methylpropyl]-1H-imidazol-1-yl}acetate	
(2-((1S)-2-Methyl-1-(((4-(trifluoromethyl)phenyl)amino)carbonyl)amino)propyl)-1H-imidazol-1-yl}acetic acid	
{2-[(1S)-1-(((4-Chlorophenyl)amino)carbonyl)amino)-2-methylpropyl]-1H-imidazol-1-yl}acetic acid	
{2-[(1S)-1-(((4-bromo-2-fluorophenyl)amino)carbonyl)amino)-2-methylpropyl]-1H-imidazol-1-yl}acetic acid	
{2-[(1S)-1-(((4-methoxyphenyl)amino)carbonyl)amino)-2-methylpropyl]-1H-imidazol-1-yl}acetic acid	
2-(2-((1S)-2-methyl-1-(((4-(trifluoromethyl)phenyl)amino)carbonyl)amino)propyl)-1H-imidazol-1-yl}acetamide	
2-(2-((1S)-2-methyl-1-(((4-(trifluoromethyl)phenyl)amino)carbonyl)amino)propyl)-1H-imidazol-1-yl)-N-propylacetamide	
N,N-Dimethyl-2-(2-((1S)-2-methyl-1-(((4-(trifluoromethyl)phenyl)amino)carbonyl)amino)propyl)-1H-imidazol-1-yl}acetamide	

IUPAC name	Structure
	

DETAILED DESCRIPTION OF THE INVENTION

[0032] It is to be understood that both the foregoing general description and the following detailed description are exemplary and explanatory only and are not restrictive of the invention claimed. As used herein, the use of the singular includes the plural unless specifically stated otherwise.

[0033] The following abbreviations are used herein:

Et₃N

triethylamine

CH₂Cl₂

dichloromethane

CD₃OD

deuterated methanol

Na₂SO₄

sodium sulfate

DMF

N,N-dimethylformamide

EtOAc

ethyl acetate

DMAP

4-dimethylaminopyridine

HCl

hydrochloric acid

NaOH

sodium hydroxide

CDCl₃

deuterated chloroform

EtOH

ethanol

K₂CO₃

potassium carbonate

NH₄Cl

ammonium chloride

DMSO-d₆

deuterated dimethylsulfoxide

TMS

tetramethylsilane

HOBt

hydroxybenzotriazole

[0034] The term "alkyl", as used herein, refers to saturated, monovalent or divalent hydrocarbon moieties having linear or branched moieties or combinations thereof. Alkyl groups typically contain 1 to 8 carbon atoms (i.e., C₁₋₈ alkyl), but may contain a variable number of carbon atoms as specified. For example, an alkyl group may comprise 1 to 4 carbon atoms (i.e., C₁₋₄ alkyl), or 1 to 3 carbon atoms (i.e., C₁₋₃ alkyl). Alkyl groups are optionally substituted with one or more groups including, but not limited to: halogen, hydroxyl, cycloalkyl, heterocycle, aryl, ether, amine, nitro, nitrile, amide, sulfonamide, ester, aldehyde, carboxylic acid, ketone, sulfonic acid, phosphonic acid, and/or phosphoric acid. For example, substituted alkyl includes haloalkyl, such as perhaloalkyl (e.g., -CF₃). In a further example, substituted alkyl

includes C₁ alkyl substituted with C₆₋₁₀ aryl (e.g., benzyl, which is (-CH₂-phenyl)). One or more methylene (CH₂) groups of an alkyl can be replaced by oxygen, sulfur, carbonyl, sulfoxide, sulfonyl, or by a divalent C₃₋₆ cycloalkyl; one or more methine (CH) groups of an alkyl can be replaced by nitrogen. Unsubstituted C₁₋₄ alkyl includes methyl, ethyl, n-propyl, isopropyl, n-butyl, isobutyl, sec-butyl and t-butyl. Unsubstituted C₁₋₃ alkyl includes methyl, ethyl, n-propyl and isopropyl.

[0035] The term "alkylene" as used herein refers to a bivalent saturated aliphatic radical derived from an alkene by opening of the double bond, or from an alkane by removal of two hydrogen atoms from different carbon atoms. An alkylene may comprise 1 to 8 carbon atoms (i.e., C₁₋₈ alkylene), for example, a C₁ alkylene is methylene (-CH₂-); a C₂ alkylene is ethylene (-CH₂CH₂-), and so on.

[0036] The term "cycloalkyl", as used herein, refers to a monovalent or divalent group of 3 to 8 carbon atoms (i.e., C₃₋₈ cycloalkyl) derived from a saturated cyclic hydrocarbon. Cycloalkyl groups can be monocyclic or polycyclic. Cycloalkyl groups are optionally substituted with one or more groups including, but not limited to: halogen, hydroxyl, alkyl, cycloalkyl, heterocycle, aryl, ether, amine, nitro, nitrile, amide, sulfonamide, ester, aldehyde, carboxylic acid, ketone, sulfonic acid, phosphonic acid, and/or phosphoric acid.

[0037] The term "cycloalkenyl", as used herein, refers to a monovalent or divalent group of 3 to 8 carbon atoms (i.e., C₃₋₈ cycloalkenyl) derived from a saturated cycloalkyl having one or more double bonds. Cycloalkenyl groups can be monocyclic or polycyclic. Cycloalkenyl groups are optionally substituted by one or more groups including, but not limited to: halogen, hydroxyl, alkyl, cycloalkyl, heterocycle, aryl, ether, amine, nitro, nitrile, amide, sulfonamide, ester, aldehyde, carboxylic acid, ketone, sulfonic acid, phosphonic acid, and/or phosphoric acid.

[0038] The term "heterocycle" as used herein, refers to a 3 to 10 membered ring, which can be aromatic or non-aromatic, saturated or unsaturated, containing at least one heteroatom selected from O, N and S, or combinations of at least two thereof, interrupting the carbocyclic ring structure. The heterocyclic ring can be interrupted by one or more C=O; the S and/or N heteroatom can be oxidized. Heterocycles can be monocyclic or polycyclic. Heterocyclic ring moieties are optionally substituted with one or more groups including, but not limited to: halogen, hydroxyl, alkyl, cycloalkyl, heterocycle, aryl, ether, amine, nitro, nitrile, amide, sulfonamide, ester, aldehyde, carboxylic acid, ketone, sulfonic acid, phosphonic acid, and/or phosphoric acid.

[0039] The term "aryl" as used herein, refers to an aromatic hydrocarbon ring containing 6 to 10 carbon atoms (i.e., C₆₋₁₀ aryl). Aryl groups are optionally substituted by one or more groups including, but not limited to: halogen, hydroxyl, alkyl, cycloalkyl, heterocycle, aryl, ether, amine, nitro, nitrile, amide, sulfonamide, ester, aldehyde, carboxylic acid, ketone, sulfonic acid, phosphonic acid, and/or phosphoric acid. Aryl can be monocyclic or polycyclic.

[0040] The term "halogen", as used herein, refers to an atom of chlorine, bromine, fluorine and/or iodine.

[0041] The term "amine" or "amino" as used herein, represents a group of formula "-NR^xR^y", wherein R^x and R^y can be the same or independently H, alkyl, aryl, cycloalkyl, cycloalkenyl or heterocyclyl, as defined above.

[0042] The term "amide" as used herein, represents a group of formula "-C(O)N(R^x)(R^y)" or "-NR^xC(O)R^y" wherein R^x and R^y can be the same or independently H, alkyl, aryl, cycloalkyl, cycloalkenyl or heterocyclyl, as defined above.

[0043] The term "sulfonamide" as used herein, represents a group of formula "-S(O)₂N(R^x)(R^y)" or "-NR^xS(O)₂R^y" wherein R^x and R^y can be the same or independently H, alkyl, aryl, cycloalkyl, cycloalkenyl or heterocyclyl, as defined above.

[0044] The term "aldehyde" as used herein, represents a group of formula "-C(O)H".

[0045] The term "ester" as used herein, represents a group of formula "-C(O)O(R^x)", wherein R^x is alkyl, aryl, cycloalkyl, cycloalkenyl or heterocyclyl, as defined above.

[0046] The term "ketone" as used herein, represents a group of formula -C(O)R^x wherein R^x is alkyl, aryl, cycloalkyl, cycloalkenyl or heterocyclyl, as defined above.

[0047] The term "hydroxyl" as used herein, represents a group of formula -OH .

[0048] The term "carbonyl" as used herein, represents a group of formula -C(O)- .

[0049] The term "carboxyl" as used herein, represents a group of formula -C(O)O- .

[0050] The term "carboxylic acid" as used herein, represents a group of formula -C(O)OH .

[0051] The term "carboxylate" as used herein, represents a group of formula -C(O)O^- .

[0052] The term "sulfoxide" as used herein, represents a group of formula -S(O)- .

[0053] The term "sulfonyl" as used herein, represents a group of formula -SO_2^- .

[0054] The term "sulfate" as used herein, represents a group of formula $\text{-OS(O)}_2\text{O}^-$.

[0055] The term "sulphonic acid" as used herein, represents a group of formula $\text{-S(O)}_2\text{OH}$.

[0056] The term "phosphonic acid" as used herein, represents a group of formula -P(O)(OH)_2 .

[0057] The term "phosphoric acid" as used herein, represents a group of formula -(O)P(O)(OH)_2 .

[0058] The term "nitro" as used herein, represents a group of formula -NO_2 .

[0059] The term "nitrile" as used herein, represents a group of formula -CN .

[0060] The term "ether" as used herein, represents a group of formula -OR^x , wherein R^x is alkyl, aryl, cycloalkyl, cycloalkenyl or heterocyclyl, as defined above.

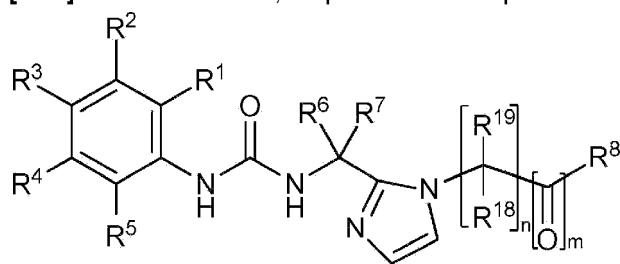
[0061] The term "thioether" as used herein, represents a group of formula -SR^x , wherein R^x is alkyl, aryl, cycloalkyl, cycloalkenyl or heterocyclyl, as defined above.

[0062] The term "substituted" means that one or more hydrogens on the designated atom is replaced with a selection from the indicated group, provided that the designated atom's normal valency under the existing circumstances is not exceeded, and that the substitution results in a stable compound. Combinations of substituents and/or variables are permissible only if such combinations result in stable compounds. By "stable compound" or "stable structure" is meant a compound that is sufficiently robust to survive isolation to a useful degree of purity from a reaction mixture, and formulation into an efficacious therapeutic agent. The term "pharmaceutically acceptable salts" refers to salts or complexes that retain the desired biological activity of compounds of the invention, and exhibit minimal or no undesired toxicological effects. The "pharmaceutically acceptable salts" according to the invention include therapeutically active, non-toxic base or acid salt forms, which the compounds of Formula I are able to form.

[0063] The term "carboxylate isostere", as used herein, refers to a group that replaces a carboxylic acid, such as a group selected from sulfonate, sulfonic acid, phosphonate, phosphonic acid, phosphoric acid, and unsubstituted or substituted heterocycle, wherein said heterocycle is selected from tetrazole, imidazole, thiazole, oxazole, triazole, thiophene, pyrazole and pyrrole; and wherein said heterocycle substituent is selected from unsubstituted and substituted C_{1-8} alkyl, wherein said alkyl substituent is selected from OH and halogen.

[0064] The term "therapeutically effective amount" means the amount of a pharmaceutical composition that will elicit a biological or medical response in a subject in need thereof that is being sought by the researcher, veterinarian, medical doctor or other clinician.

[0065] In one embodiment, the present invention provides a compound represented by **Formula I**:



Formula I

wherein:

each R^1 , R^2 , R^4 and R^5 is independently selected from H, unsubstituted or substituted C_{1-8} alkyl, unsubstituted or substituted C_{3-8} cycloalkyl, unsubstituted or substituted heterocycle, unsubstituted or substituted C_{6-10} aryl, unsubstituted or substituted C_{3-8} cycloalkenyl, halogen, $-S(O)_2NR^{10}R^{11}$, $-NR^{12}R^{13}$, $-S(O)_pR^{14}$, $-C(O)R^{15}$, $-SR^{16}$ and $-OR^{16}$; wherein each said alkyl substituent is independently selected from one or more R^{20} ; each said cycloalkyl substituent is independently selected from one or more R^{21} ; each said heterocycle substituent is independently selected from one or more R^{22} ; each said aryl substituent is independently selected from one or more R^{23} ; and each said cycloalkenyl substituent is independently selected from one or more R^{24} ;

R^3 is unsubstituted or substituted C_{1-8} alkyl, unsubstituted or substituted C_{3-8} cycloalkyl, unsubstituted or substituted C_{6-10} aryl, unsubstituted or substituted C_{3-8} cycloalkenyl, halogen, $-S(O)_2NR^{10}R^{11}$, $-NR^{12}R^{13}$, $-S(O)_pR^{14}$, $-C(O)R^{15}$, $-SR^{16}$ or $-OR^{17}$; wherein said alkyl substituent is selected from one or more R^{20} ; said cycloalkyl substituent is selected from one or more R^{21} ; said heterocycle substituent is selected from one or more R^{22} ; said aryl substituent is selected from one or more R^{23} ; and said cycloalkenyl substituent is selected from one or more R^{24} ;

R^6 is H, or unsubstituted or substituted C_{1-8} alkyl, wherein said alkyl substituent is selected from one or more R^{25} ;

R^7 is H, or unsubstituted or substituted C_{1-8} alkyl, wherein said alkyl substituent is selected from one or more R^{25} ;

R^8 is selected from H, OR^9 , $NR^{10}R^{11}$, sulfonate, sulfonic acid, phosphonate, phosphonic acid, phosphoric acid and unsubstituted or substituted heterocycle, wherein said heterocycle is selected from tetrazole, imidazole, thiazole, oxazole, triazole, thiophene, pyrazole, pyrrole; and wherein said heterocycle substituent is selected from unsubstituted and substituted C_{1-8} alkyl, wherein said alkyl substituent is selected from OH and halogen;

R^9 is H or unsubstituted or substituted C_{1-8} alkyl, wherein said alkyl substituent is selected from OH, halogen, $-OC_{1-8}$ alkyl and $-(OC_{1-8} \text{ alkylene})_q-OC_{1-8}$ alkyl;

each R^{10} is independently H or unsubstituted C_{1-8} alkyl, or together with R^{11} forms an unsubstituted heterocyclic ring;

each R^{11} is independently H or unsubstituted C_{1-8} alkyl, or together with R^{10} forms an unsubstituted heterocyclic ring;

each R^{12} is independently H or unsubstituted C_{1-8} alkyl;

each R^{13} is independently H or unsubstituted C_{1-8} alkyl;

each R^{14} is independently OH or unsubstituted C_{1-8} alkyl;

each R^{15} is independently H, unsubstituted C_{1-8} alkyl, unsubstituted C_{3-8} cycloalkyl, unsubstituted heterocycle, unsubstituted C_{6-10} aryl or unsubstituted C_{3-8} cycloalkenyl;

each R^{16} is independently H, unsubstituted C_{1-8} alkyl, unsubstituted C_{3-8} cycloalkyl, unsubstituted heterocycle, unsubstituted C_{6-10} aryl or unsubstituted C_{3-8} cycloalkenyl;

R^{17} is H, unsubstituted C_{1-8} alkyl, unsubstituted C_{3-8} cycloalkyl, unsubstituted heterocycle, unsubstituted C_{6-10} aryl or unsubstituted C_{3-8} cycloalkenyl;

each R^{18} is independently H, unsubstituted C_{1-8} alkyl, $-CH_2-(C_{3-8} \text{ cycloalkyl})$, $-CH_2-(C_{3-8} \text{ cycloalkenyl})$ or benzyl;

each R^{19} is independently H, unsubstituted C_{1-8} alkyl, $-CH_2-(C_{3-8} \text{ cycloalkyl})$, $-CH_2-(C_{3-8} \text{ cycloalkenyl})$ or benzyl;

each R^{20} is independently selected from halogen, $-OH$, $-CN$, nitro, ether, thioether, unsubstituted C_{3-8} cycloalkyl, unsubstituted C_{6-10} aryl, unsubstituted heterocycle, ester, aldehyde, ketone, carboxylic acid, amide, sulfonamide, sulfonic acid, phosphonic acid and phosphoric acid;

each R^{21} , R^{22} , R^{23} and R^{24} is independently selected from halogen, $-OH$, $-CN$, amino, nitro, ether, thioether, unsubstituted C_{1-8} alkyl, unsubstituted C_{3-8} cycloalkyl, unsubstituted C_{6-10} aryl, unsubstituted heterocycle, ester, aldehyde, ketone, carboxylic acid, amide, sulfonamide, sulfonic acid, phosphonic acid and phosphoric acid;

each R^{25} is independently selected from halogen, hydroxyl, amino, ether, thioether, unsubstituted C_{3-8} cycloalkyl, unsubstituted C_{3-8} cycloalkenyl, unsubstituted C_{6-10} aryl, unsubstituted heterocycle, carboxylic acid, amide, sulfonic acid, phosphonic acid and phosphoric acid;

m is 0 or 1;

n is 0, 1, 2, 3, 4, 5, 6, 7 or 8;

each p is independently 1 or 2; and

q is 1, 2, 3, 4, 5 or 6;

or a tautomer thereof;

or pharmaceutically acceptable salt of any one of the foregoing;

provided that:

1. (a) when m is 1, then n is not 0;
2. (b) when m is 1, then R^8 is OR^9 or $NR^{10}R^{11}$;
3. (c) when m is 0 and n is 0, then R^8 is H; and
4. (d) when m is 0, and n is not 0, then R^8 is not H.

[0066] In some embodiments, the invention provides for the compound of Formula I, wherein:

m is 0;

n is 1, 2, 3, 4, 5, 6, 7 or 8; and

R^8 is a carboxylate isostere selected from sulfonate, sulfonic acid, phosphonate, phosphonic acid, phosphoric acid and unsubstituted or substituted heterocycle, wherein said heterocycle is selected from tetrazole, imidazole, thiazole, oxazole, triazole, thiophene, pyrazole and pyrrole; and wherein said heterocycle substituent is selected from unsubstituted and substituted C_{1-8} alkyl, wherein said alkyl substituent is selected from OH and halogen.

[0067] Some compounds of the invention may form salts with acids or bases, including pharmaceutically acceptable acids or bases. Such pharmaceutically acceptable salts of the compounds described herein are within the scope of the invention.

[0068] The acid addition salt form of a compound of Formula I that occurs in its free form as a base can be obtained by treating the free base with an appropriate acid such as an inorganic acid, for example, hydrochloric acid, hydrobromic acid, sulfuric acid, phosphoric acid, and nitric acid; or an organic acid such as for example, acetic acid, hydroxyacetic acid, propanoic acid, lactic acid, pyruvic acid, malonic acid, fumaric acid, maleic acid, oxalic acid, tartaric acid, succinic acid, malic acid, ascorbic acid, benzoic acid, tannic acid, pantoic acid, citric acid, methylsulfonic acid, ethanesulfonic acid, benzenesulfonic acid, and formic acid. The base addition salt form of a compound of Formula I that occurs in its acid form can be obtained by treating the acid with an appropriate base such as an inorganic base, for example, sodium hydroxide, magnesium hydroxide, potassium hydroxide, calcium hydroxide, and ammonia; or an organic base such as for example, L-arginine, ethanolamine, betaine, benzathine, and morpholine. (See Handbook of Pharmaceutical Salts, P. Heinrich Stahl & Camille G. Wermuth (Eds), Verlag Helvetica Chimica Acta, Zürich, 2002, 329-345.)

[0069] Some of the compounds of Formula I and some of their intermediates may contain one or more asymmetric centers in their structure; each asymmetric center may be present in an *R* or *S* configuration, said *R* and *S* notation corresponding to the rules described in Pure and Applied Chemistry (1976), 45, 11-13. As such, the compounds may exist in enantiomeric as well as in diastereomeric forms. Unless it is specifically noted otherwise, the scope of the present invention includes all enantiomers, diastereomers and mixtures thereof, including racemic mixtures.

[0070] As will be evident to those skilled in the art, individual diastereoisomeric forms can be obtained by separation of mixtures thereof in a conventional manner. For example, chromatographic separation may be employed; chiral chromatography may be performed to separate individual enantiomers.

[0071] The present invention includes all pharmaceutically acceptable isotopically enriched compounds. Any compound of the invention may contain one or more isotopic atoms enriched or different than the natural ratio, such as deuterium ^2H (or D) in place of hydrogen ^1H (or H), or use of ^{13}C enriched material in place of ^{12}C . Similar substitutions can be employed for N, O, S and P. The use of isotopes may assist in analytical as well as therapeutic aspects of the invention. For example, use of deuterium may increase the in vivo half-life by altering the metabolism (rate) of the compounds of the invention. These compounds can be prepared in accord with the preparations described by use of isotopically enriched reagents.

[0072] In an embodiment of the invention, there are provided pharmaceutical compositions including a therapeutically effective amount of at least one compound of the invention in a pharmaceutically acceptable carrier.

[0073] The compounds of the invention and the pharmaceutical compositions comprising at least one compound of the invention are indicated for use in treating or preventing conditions in which there is likely to be a component involving the FPR, such as FPR2.

[0074] In a further embodiment of the invention, there is provided the compound or a pharmaceutical composition of the invention for use in methods for treating disorders associated with modulation of the FPR, such as FPR2 by administering to a subject in need thereof a pharmaceutical composition comprising a therapeutically effective amount of at least one compound of the invention.

[0075] More specifically, the present invention provides for:

use of a compound of the invention in the manufacture of a medicament for the treatment of a mammalian subject, including a human subject, having one or more diseases or conditions that are alleviated by FPR modulation (such as FPR2 modulation); and/or

a compound or a pharmaceutical composition of the invention for use in a method of treating a mammalian subject, including a human subject, having one or more diseases or conditions that are alleviated by FPR modulation (such as FPR2 modulation);

wherein the disease or condition is an ocular inflammatory disease, including but not limited to: age-related macular degeneration, wet macular degeneration, dry macular degeneration, uveitis, dry eye, keratitis, allergic eye disease and conditions affecting the posterior part of the eye, such as maculopathies and retinal degeneration including non-exudative age related macular degeneration, exudative age related macular degeneration, choroidal neovascularization, diabetic retinopathy (proliferative), retinopathy of prematurity, acute macular neuroretinopathy, central serous chorioretinopathy, cystoid macular edema, and diabetic macular edema; infectious keratitis, herpetic keratitis, corneal

angiogenesis, lymphangiogenesis, uveitis, retinitis, choroiditis, such as acute multifocal placoid pigment epitheliopathy, Behcet's disease, birdshot retinochoroidopathy, infectious (syphilis, lyme, tuberculosis, toxoplasmosis), intermediate uveitis (pars planitis), multifocal choroiditis, multiple evanescent white dot syndrome (mewds), ocular sarcoidosis, posterior scleritis, serpiginous choroiditis, subretinal fibrosis and uveitis syndrome, Vogt-Koyanagi-and Harada syndrome; vascular diseases/exudative diseases such as retinal arterial occlusive disease, central retinal vein occlusion, cystoids macular edema, disseminated intravascular coagulopathy, branch retinal vein occlusion, hypertensive fundus changes, ocular ischemic syndrome, retinal arterial microaneurysms, Coat's disease, parafoveal telangiectasis, hemi-retinal vein occlusion, papillophlebitis, central retinal artery occlusion, branch retinal artery occlusion, carotid artery disease (CAD), frosted branch angiitis, sickle cell retinopathy and other hemoglobinopathies, angioid streaks, familial exudative vitreoretinopathy, and Eales disease; traumatic/surgical conditions such as sympathetic ophthalmia, uveitic retinal disease, retinal detachment, trauma, conditions caused by laser, conditions caused by photodynamic therapy, photocoagulation, hypoperfusion during surgery, radiation retinopathy, bone marrow transplant retinopathy, corneal wound healing, post-surgical corneal wound healing and/or inflammation, and post-cataract surgical inflammation; proliferative disorders such as proliferative vitreal retinopathy and epiretinal membranes, and proliferative diabetic retinopathy; infectious disorders such as ocular histoplasmosis, ocular toxocariasis, presumed ocular histoplasmosis syndrome (POHS), endophthalmitis, toxoplasmosis, retinal diseases associated with HIV infection, choroidal disease associate with HIV infection, uveitic disease associate with HIV infection, viral retinitis, acute retinal necrosis, progressive outer retinal necrosis, fungal retinal diseases, ocular syphilis, ocular tuberculosis, diffuse unilateral subacute neuroretinitis, and myiasis; genetic disorders such as retinitis pigmentosa, systemic disorders with associated retinal dystrophies, congenital stationary night blindness, cone dystrophies, Stargardt's disease and fundus flavimaculatus, Best's disease, pattern dystrophy of the retinal pigmented epithelium, X-linked retinoschisis, Sorsby's fundus dystrophy, benign concentric maculopathy, Bietti's crystalline dystrophy, and pseudoxanthoma elasticum; retinal tears/holes such as retinal detachment, macular hole, and giant retinal tear; tumors such as retinal disease associated with tumors, congenital hypertrophy of the retinal pigmented epithelium, posterior uveal melanoma, choroidal hemangioma, choroidal osteoma, choroidal metastasis, combined hamartoma of the retina and retinal pigmented epithelium, retinoblastoma, vasoproliferative tumors of the ocular fundus, retinal astrocytoma, and intraocular lymphoid tumors; and miscellaneous other diseases affecting the posterior part of the eye such as punctate inner choroidopathy, acute posterior multifocal placoid pigment epitheliopathy, myopic retinal degeneration, and acute retinal pigment epitheliitis, blepharitis, meibomian gland dysfunction (MDG), glaucoma, branch vein occlusion, Best's vitelliform macular degeneration, retinitis pigmentosa, proliferative vitreoretinopathy (PVR), and any other degenerative disease of either the photoreceptors or the retinal pigment epithelium (Perretti, Mauro et al. Pharmacology & Therapeutics 127 (2010) 175-188).

[0076] In other embodiments, the present invention provides for:

the compound or the pharmaceutical compositions of the invention for use in a method of treating a mammalian subject, including a human subject, having one or more diseases or conditions that are alleviated by FPR modulation (such as FPR2 modulation);

wherein the disease or condition is a dermal inflammatory disease or condition, including, but not limited to: dermal wound healing, hypertrophic scars, keloids, burns, rosacea, atopic dermatitis, acne, psoriasis, seborrheic dermatitis, actinic keratoses, basal cell carcinoma, squamous cell carcinoma, melanoma, viral warts, photoaging, photodamage, melasma, post-inflammatory hyperpigmentation, disorders of pigmentation, alopecia, scarring and non-scarring forms.

[0077] In yet other embodiments, the present invention provides for:

the compound or the pharmaceutical compositions of the invention for use in a method of treating a mammalian subject, including a human subject, having one or more diseases or conditions that are alleviated by FPR modulation (such as FPR2 modulation);

wherein the disease or condition is selected from: stroke, coronary artery disease, an obstructive airway disease, an HIV-mediated retroviral infection, a cardiovascular disorder such as coronary artery disease, neuroinflammation, a neurological disorder, pain, an immunological disorder, rheumatoid arthritis, asthma, an allergic disorder, systemic lupus erythematosus, Alzheimer's disease, arthritis, sepsis, inflammatory bowel disease, cachexia and angina pectoris.

[0078] In a further embodiment of the invention provides the compound or the pharmaceutical compositions of the invention for use in the method of treating a disease or condition alleviated by modulation of the FPR receptor, such as modulation of the FPR2, wherein the method comprises administering to the subject in need of the treatment a therapeutically effective amount of at least one compound of the invention, or an enantiomer, diastereomer or tautomer thereof, or pharmaceutically acceptable salt of any one of the foregoing.

[0079] The actual amount of the compound to be administered in any given case will be determined by a physician taking into account the relevant circumstances, such as the severity of the condition, the age and weight of the subject/patient, the patient's general physical condition, the cause of the condition, and the route of administration.

[0080] The subject will be administered the compound orally in any acceptable form, such as a tablet, liquid, capsule, and a powder, or other routes may be desirable or necessary, particularly if the patient suffers from nausea. Such other routes may include, without exception, transdermal, parenteral, subcutaneous, intranasal, via an implant stent, intrathecal, intravitreal, topical to the eye, back of the eye, intramuscular, intravenous, and intrarectal modes of delivery. Additionally, the formulations may be designed to delay release of the active compound over a given period of time, or to carefully control the amount of drug released at a given time during the course of therapy.

[0081] In another embodiment of the invention, there are provided pharmaceutical compositions including at least one compound of the invention in a pharmaceutically acceptable carrier thereof. The phrase "pharmaceutically acceptable" means the carrier, diluent or excipient must be compatible with the other ingredients of the formulation and not deleterious to the recipient thereof.

[0082] Pharmaceutical compositions of the present invention can be used in the form of e.g. a solid, a solution, an emulsion, a dispersion, a patch, a micelle, and a liposome, wherein the resulting composition contains one or more compounds of the present invention, as an active ingredient, in admixture with an organic or inorganic carrier or excipient suitable for enteral or parenteral applications. Invention compounds may be combined, for example, with the usual non-toxic, pharmaceutically acceptable carriers for tablets, pellets, capsules, suppositories, solutions, emulsions, suspensions, and any other form suitable for use. The carriers which can be used include glucose, lactose, gum acacia, gelatin, mannitol, starch paste, magnesium trisilicate, talc, corn starch, keratin, colloidal silica, potato starch, urea, medium chain length triglycerides, dextrans, and other carriers suitable for use in manufacturing preparations, in solid, semisolid, or liquid form. In addition, auxiliary, stabilizing, thickening and coloring agents and perfumes may be used. Invention compounds are included in the pharmaceutical composition in an amount sufficient to produce the desired effect upon the process or disease condition.

[0083] Pharmaceutical compositions containing invention compounds may be in a form suitable for oral use, for example, as tablets, troches, lozenges, aqueous or oily suspensions, dispersible powders or granules, emulsions, hard or soft capsules, or syrups or elixirs. Compositions intended for oral use may be prepared according to any method known in the art for the manufacture of pharmaceutical compositions and such compositions may contain one or more agents selected from the group consisting of a sweetening agent such as sucrose, lactose, or saccharin, flavoring agents such as peppermint, oil of wintergreen or cherry, coloring agents and preserving agents in order to provide pharmaceutically elegant and palatable preparations. Tablets containing invention compounds in admixture with non-toxic pharmaceutically acceptable excipients may also be manufactured by known methods. The excipients used may be, for example, (1) inert diluents such as calcium carbonate, lactose, calcium phosphate or sodium phosphate; (2) granulating and disintegrating agents such as corn starch, potato starch or alginic acid; (3) binding agents such as gum tragacanth, corn starch, gelatin or acacia, and (4) lubricating agents such as magnesium stearate, stearic acid or talc. The tablets may be uncoated or they may be coated by known techniques to delay disintegration and absorption in the gastrointestinal tract and thereby provide a sustained action over a longer period. For example, a time delay material such as glyceryl monostearate or glyceryl distearate may be employed.

[0084] In some cases, formulations for oral use may be in the form of hard gelatin capsules wherein the invention compounds are mixed with an inert solid diluent, for example, calcium carbonate, calcium phosphate or kaolin. They may also be in the form of soft gelatin capsules wherein the invention compounds are mixed with water or an oil medium, for example, peanut oil, liquid paraffin or olive oil.

[0085] The pharmaceutical compositions may be in the form of a sterile injectable suspension. This suspension may be formulated according to known methods using suitable dispersing or wetting agents and suspending agents. The sterile injectable preparation may also be a sterile injectable solution or suspension in a non-toxic parenterally-acceptable diluent or solvent, for example, as a solution in 1,3-butanediol. Sterile, fixed oils are conventionally employed as a solvent or suspending medium. For this purpose, any bland fixed oil may be employed, including synthetic mono- or diglycerides, fatty acids (including oleic acid), naturally occurring vegetable oils like sesame oil, coconut oil, peanut oil, cottonseed oil, etc., or synthetic fatty vehicles like e.g. ethyl oleate. Buffers, preservatives, and antioxidants can be incorporated as required.

[0086] Pharmaceutical compositions containing invention compounds may be in a form suitable for topical use, for example, as oily suspensions, as solutions or suspensions in aqueous liquids or nonaqueous liquids, or as oil-in-water or water-in-oil liquid emulsions. Pharmaceutical compositions may be prepared by combining a therapeutically effective amount of at least one compound according to the present invention, or a pharmaceutically acceptable salt thereof, as an active ingredient with conventional ophthalmically acceptable pharmaceutical excipients and by preparation of unit dosage suitable for topical ocular use. The therapeutically efficient amount typically is between about 0.001 and about 5% (w/v), preferably about 0.001 to about 2.0% (w/v) in liquid formulations.

[0087] For ophthalmic application, preferably solutions are prepared using a physiological saline solution as a major vehicle. The pH of such ophthalmic solutions should preferably be maintained between 4.5 and 8.0 with an appropriate buffer system, a neutral pH being preferred but not essential. The formulations may also contain conventional pharmaceutically acceptable preservatives, stabilizers and surfactants. Preferred preservatives that may be used in the pharmaceutical compositions of the present invention include, but are not limited to, benzalkonium chloride, chlorobutanol, thimerosal, phenylmercuric acetate and phenylmercuric nitrate. A preferred surfactant is, for example, Tween 80. Likewise, various preferred vehicles may be used in the ophthalmic preparations of the present invention. These vehicles include, but are not limited to, polyvinyl alcohol, povidone, hydroxypropyl methyl cellulose, poloxamers, carboxymethyl cellulose, hydroxyethyl cellulose cyclodextrin and purified water.

[0088] Tonicity adjustors may be added as needed or convenient. They include, but are not limited to, salts, particularly sodium chloride, potassium chloride, mannitol and glycerin, or any other suitable ophthalmically acceptable tonicity adjustor.

[0089] Various buffers and means for adjusting pH may be used so long as the resulting preparation is ophthalmically acceptable. Accordingly, buffers include acetate buffers, citrate buffers, phosphate buffers and borate buffers. Acids or bases may be used to adjust the pH of these formulations as needed.

[0090] In a similar manner an ophthalmically acceptable antioxidant for use in the present invention includes, but is not limited to, sodium metabisulfite, sodium thiosulfate, acetylcysteine, butylated hydroxyanisole and butylated hydroxytoluene.

[0091] Other excipient components which may be included in the ophthalmic preparations are chelating agents. The preferred chelating agent is edentate disodium, although other chelating agents may also be used in place of or in conjunction with it.

[0092] The ingredients are usually used in the following amounts:

Ingredient	Amount (% w/v)
active ingredient	about 0.001-5
preservative	0-0.10
vehicle	0-40
tonicity adjustor	0-10
buffer	0.01-10
pH adjustor	q.s. pH 4.5-7.8
antioxidant	as needed
surfactant	as needed
purified water	to make 100%

Ingredient	Amount (% w/v)
------------	----------------

[0093] The actual dose of the active compounds of the present invention depends on the specific compound, and on the condition to be treated; the selection of the appropriate dose is well within the knowledge of the skilled artisan.

[0094] The ophthalmic formulations of the present invention are conveniently packaged in forms suitable for metered application, such as in containers equipped with a dropper, to facilitate application to the eye. Containers suitable for dropwise application are usually made of suitable inert, non-toxic plastic material, and generally contain between about 0.5 and about 15 ml solution. One package may contain one or more unit doses. Preservative-free solutions are often formulated in non-resalable containers containing up to about ten, preferably up to about five units doses, where a typical unit dose is from one to about 8 drops, preferably one to about 3 drops. The volume of one drop usually is about 20-35 microliters.

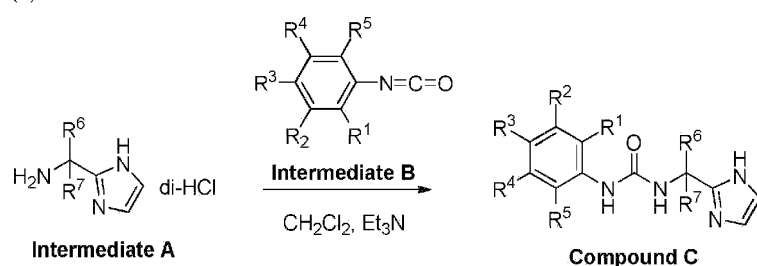
[0095] The compounds of the invention may also be administered in the form of suppositories for rectal administration of the drug. These compositions may be prepared by mixing the invention compounds with a suitable non-irritating excipient, such as cocoa butter, synthetic glyceride esters of polyethylene glycols, which are solid at ordinary temperatures, but liquefy and/or dissolve in the rectal cavity to release the drug.

[0096] Since individual subjects may present a wide variation in severity of symptoms and each drug has its unique therapeutic characteristics, the precise mode of administration and dosage employed for each subject is left to the discretion of the practitioner.

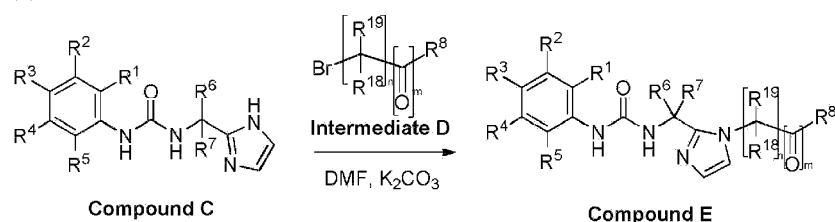
[0097] The present invention concerns also processes for preparing the compounds of Formula I. The compounds of Formula I according to the invention can be prepared analogously to conventional methods as understood by the person skilled in the art of synthetic organic chemistry. Synthetic Scheme 1, set forth below, illustrates how the compounds according to the invention can be made.

Scheme 1. Methods of preparing compounds of the invention. The variable groups are as defined for Formula I, unless specifically indicated otherwise. Compound E is the compound of Formula 1, wherein m is 0 or 1, n is 1, 2, 3, 4, 5, 6, 7 or 8, and R⁸ is not OH). Compound F is the compound of Formula I, wherein m is 1, n is 1, 2, 3, 4, 5, 6, 7 or 8, and R⁸ is OH. In Intermediate D, m is 0 or 1, n is 1, 2, 3, 4, 5, 6, 7 or 8, and R⁸ is not OH.

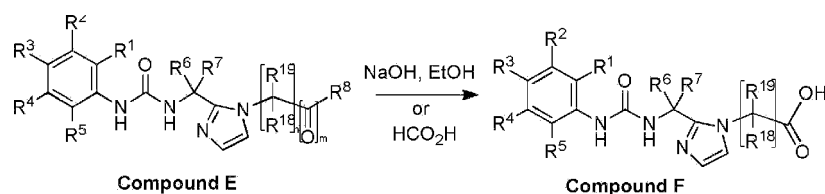
(a)



(b)



(c)

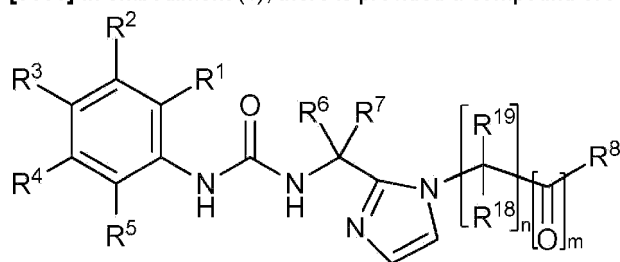


[0098] Compounds of Formula I can be prepared as depicted in Scheme 1. In general, Intermediate A is reacted with a substituted phenylisocyanate (Intermediate B) to produce Compound C (Scheme 1a). Compound C can be further modified to provide Compound E or F (Schemes 1b and 1c). For example, Compound C is reacted with Intermediate D to yield Compound E. When Compound E is an imidazole ester, the ester may be hydrolyzed to provide the corresponding carboxylic acid, Compound F. For example, when Compound E is an ethyl ester (i.e., R^8 is -OEt), the compound is hydrolyzed with sodium hydroxide to provide the corresponding carboxylic acid. In another example, when Compound E is a *tert*-butyl ester (i.e., R^8 is -OtBu), the compound is reacted with formic acid to yield the non-racemic phenylurea imidazole carboxylic acid.

[0099] Those skilled in the art will be able to routinely modify and/or adapt Scheme 1 to synthesize any compounds of the invention that fall within the scope of Formula I.

[0100] Each and every feature described herein, and each and every combination of two or more of such features, is included within the scope of the present invention provided that the features included in such a combination are not mutually inconsistent.

[0101] In embodiment (1), there is provided a compound of **Formula I**:



Formula I

wherein:

each R^1 , R^2 , R^4 and R^5 is independently selected from H, unsubstituted or substituted C_{1-8} alkyl, unsubstituted or substituted C_{3-8} cycloalkyl, unsubstituted or substituted C_{6-10} aryl, unsubstituted or substituted C_{3-8} cycloalkenyl, halogen, $-S(O)_2NR^{10}R^{11}$, $-NR^{12}R^{13}$, $-S(O)_pR^{14}$, $-C(O)R^{15}$, $-SR^{16}$ and $-OR^{16}$; wherein each said alkyl substituent is independently selected from one or more R^{20} ; each said cycloalkyl substituent is independently selected from one or more R^{21} ; each said heterocycle substituent is independently selected from one or more R^{22} ; each said aryl substituent is independently selected from one or more R^{23} ; and each said cycloalkenyl substituent is independently selected from one or more R^{24} ;

R^3 is unsubstituted or substituted C_{1-8} alkyl, unsubstituted or substituted C_{3-8} cycloalkyl, unsubstituted or substituted heterocycle, unsubstituted or substituted C_{6-10} aryl, unsubstituted or substituted C_{3-8} cycloalkenyl, halogen, $-S(O)_2NR^{10}R^{11}$, $-NR^{12}R^{13}$, $-S(O)_pR^{14}$, $-C(O)R^{15}$, $-SR^{16}$ or $-OR^{17}$; wherein said alkyl substituent is selected from one or more R^{20} ; said cycloalkyl substituent is selected from one or more R^{21} ; said heterocycle substituent is selected from one or more R^{22} ; said aryl substituent is selected from one or more R^{23} ; and said cycloalkenyl substituent is selected from one or more R^{24} ;

R^6 is H, or unsubstituted or substituted C_{1-8} alkyl, wherein said alkyl substituent is selected from one or more R^{25} ;

R^7 is H, or unsubstituted or substituted C_{1-8} alkyl, wherein said alkyl substituent is selected from one or more R^{25} ;

R^8 is selected from H, OR^9 , $NR^{10}R^{11}$, sulfonate, sulfonic acid, phosphonate, phosphonic acid, phosphoric acid and unsubstituted or substituted heterocycle, wherein said heterocycle is selected from tetrazole, imidazole, thiazole, oxazole, triazole, thiophene, pyrazole and pyrrole; and wherein said heterocycle substituent is selected from unsubstituted and substituted C_{1-8} alkyl, wherein said alkyl substituent is selected from OH and halogen;

R^9 is H or unsubstituted or substituted C_{1-8} alkyl, wherein said alkyl substituent is selected from OH, halogen, $-OC_{1-8}$ alkyl and $-(OC_{1-8} \text{ alkylene})_q-OC_{1-8}$ alkyl;

each R^{10} is independently H or unsubstituted C_{1-8} alkyl, or together with R^{11} forms an unsubstituted heterocyclic ring;

each R^{11} is independently H or unsubstituted C_{1-8} alkyl, or together with R^{10} forms an unsubstituted heterocyclic ring;

each R^{12} is independently H or unsubstituted C_{1-8} alkyl;

each R^{13} is independently H or unsubstituted C_{1-8} alkyl;

each R^{14} is independently OH or unsubstituted C_{1-8} alkyl;

each R^{15} is independently H, unsubstituted C_{1-8} alkyl, unsubstituted C_{3-8} cycloalkyl, unsubstituted heterocycle, unsubstituted C_{6-10} aryl or unsubstituted C_{3-8} cycloalkenyl;

each R^{16} is independently H, unsubstituted C_{1-8} alkyl, unsubstituted C_{3-8} cycloalkyl, unsubstituted heterocycle, unsubstituted C_{6-10} aryl or unsubstituted C_{3-8} cycloalkenyl;

R^{17} is H, unsubstituted C_{1-8} alkyl, unsubstituted C_{3-8} cycloalkyl, unsubstituted heterocycle, unsubstituted C_{6-10} aryl or unsubstituted C_{3-8} cycloalkenyl;

each R^{18} is independently H, unsubstituted C_{1-8} alkyl, $-CH_2-(C_{3-8} \text{ cycloalkyl})$, $-CH_2-(C_{3-8} \text{ cycloalkenyl})$ or benzyl;

each R^{19} is independently H, unsubstituted C_{1-8} alkyl, $-CH_2-(C_{3-8} \text{ cycloalkyl})$, $-CH_2-(C_{3-8} \text{ cycloalkenyl})$ or benzyl;

each R^{20} is independently selected from halogen, $-OH$, $-CN$, nitro, ether, thioether, unsubstituted C_{3-8} cycloalkyl, unsubstituted C_{6-10} aryl, unsubstituted heterocycle, ester, aldehyde, ketone, carboxylic acid, amide, sulfonamide, sulfonic acid, phosphonic acid and phosphoric acid;

each R^{21} , R^{22} , R^{23} and R^{24} is independently selected from halogen, $-OH$, $-CN$, amino, nitro, ether, thioether, unsubstituted C_{1-8} alkyl, unsubstituted C_{3-8} cycloalkyl, unsubstituted C_{6-10} aryl, unsubstituted heterocycle, ester, aldehyde, ketone, carboxylic acid, amide, sulfonamide, sulfonic acid, phosphonic acid and phosphoric acid;

each R^{25} is independently selected from halogen, hydroxyl, amino, ether, thioether, unsubstituted C_{3-8} cycloalkyl, unsubstituted C_{3-8} cycloalkenyl, unsubstituted C_{6-10} aryl, unsubstituted heterocycle, carboxylic acid, amide, sulfonic acid, phosphonic acid and phosphoric acid;

m is 0 or 1;

n is 0, 1, 2, 3, 4, 5, 6, 7 or 8;

each p is independently 1 or 2; and

q is 1, 2, 3, 4, 5 or 6;

or a tautomer thereof;

or pharmaceutically acceptable salt of any one of the foregoing;

provided that:

1. (a) when m is 1, then n is not 0;
2. (b) when m is 1, then R^8 is OR^9 or $NR^{10}R^{11}$;
3. (c) when m is 0 and n is 0, then R^8 is H; and
4. (d) when m is 0, and n is not 0, then R^8 is not H.

[0102] In embodiment (2), there is provided the compound of embodiment (1), wherein:

each R^1 , R^2 , R^4 and R^5 is independently selected from H, unsubstituted or substituted C_{1-8} alkyl, halogen, $-S(O)_2NR^{10}R^{11}$, $NR^{12}R^{13}$, $-S(O)_pR^{14}$, $-C(O)R^{15}$, $-SR^{16}$ and $-OR^{16}$; wherein each said alkyl substituent is independently selected from one or more R^{20} ;

R^3 is unsubstituted or substituted C_{1-8} alkyl,

halogen, $-S(O)_2NR^{10}R^{11}$, $-NR^{12}R^{13}$, $-S(O)_pR^{14}$, $-C(O)R^{15}$, $-SR^{16}$ or $-OR^{17}$; wherein said alkyl substituent is selected from one or more R^{20} ;

R^6 is H, or unsubstituted or substituted C_{1-8} alkyl, wherein said alkyl substituent is selected from one or more R^{25} ;

R^7 is H, or unsubstituted or substituted C_{1-8} alkyl, wherein said alkyl substituent is selected from one or more R^{25} ;

R^8 is selected from H, OR^9 , $NR^{10}R^{11}$, sulfonate, sulfonic acid, phosphonate, phosphonic acid, phosphoric acid and unsubstituted or substituted heterocycle, wherein said heterocycle is selected from tetrazole, imidazole, thiazole, oxazole, triazole, thiophene, pyrazole and pyrrole; and wherein said heterocycle substituent is selected from unsubstituted and substituted C_{1-8} alkyl, wherein said alkyl substituent is selected from OH and halogen;

R^9 is H or unsubstituted or substituted C_{1-8} alkyl, wherein said alkyl substituent is selected from OH, halogen, $-OC_{1-8}$ alkyl and $-(OC_{1-8} \text{ alkylene})_q-OC_{1-8}$ alkyl;

each R^{10} is independently H, unsubstituted C_{1-8} alkyl, or together with R^{11} forms a heterocyclic ring;

each R^{11} is independently H, unsubstituted C_{1-8} alkyl, or together with R^{10} forms a heterocyclic ring;

each R^{12} is independently H or unsubstituted C_{1-8} alkyl;

each R^{13} is independently H or unsubstituted C_{1-8} alkyl;

each R^{14} is independently OH or unsubstituted C_{1-8} alkyl;

each R^{15} is independently H, unsubstituted C_{1-8} alkyl, unsubstituted C_{3-8} cycloalkyl, unsubstituted heterocycle, unsubstituted C_{6-10} aryl or unsubstituted C_{3-8} cycloalkenyl;

each R^{16} is independently H, unsubstituted C_{1-8} alkyl, unsubstituted C_{3-8} cycloalkyl, unsubstituted heterocycle, unsubstituted C_{6-10} aryl or unsubstituted C_{3-8} cycloalkenyl;

R^{17} is H or unsubstituted C_{1-8} alkyl;

each R^{18} is H or unsubstituted C_{1-8} alkyl;

each R^{19} is H or unsubstituted C_{1-8} alkyl;

each R^{20} is independently selected from halogen, $-OH$, $-CN$, nitro, ether, thioether, unsubstituted C_{3-8} cycloalkyl,

unsubstituted C₆₋₁₀ aryl, unsubstituted heterocycle, ester, aldehyde, ketone, carboxylic acid, amide, sulfonamide, sulfonic acid, phosphonic acid and phosphoric acid;

each R²⁵ is independently selected from halogen, hydroxyl, amino, ether, thioether, unsubstituted C₃₋₈ cycloalkyl, unsubstituted C₃₋₈ cycloalkenyl, unsubstituted C₆₋₁₀ aryl, unsubstituted heterocycle, carboxylic acid, amide, sulfonic acid, phosphonic acid and phosphoric acid;

m is 0 or 1;

n is 0, 1 or 2;

each p is independently 1 or 2; and

q is 1, 2, 3, 4, 5 or 6;

or a tautomer thereof;

or pharmaceutically acceptable salt of any one of the foregoing;

provided that:

1. (a) when m is 1, then n is not 0;
2. (b) when m is 1, then R⁸ is OR⁹ or NR¹⁰R¹¹;
3. (c) when m is 0 and n is 0, then R⁸ is H; and
4. (d) when m is 0, and n is not 0, then R⁸ is not H.

[0103] In embodiment (3), there is provided the compound of embodiment (1) or (2), wherein:

each R¹, R², R⁴ and R⁵ is independently selected from H, unsubstituted or substituted C₁₋₈ alkyl, and halogen; wherein each said alkyl substituent is independently selected from one or more R²⁰;

R³ is unsubstituted or substituted C₁₋₈ alkyl, halogen or -OR¹⁷; wherein said alkyl substituent is selected from one or more R²⁰;

R⁶ is H, or unsubstituted or substituted C₁₋₈ alkyl, wherein said alkyl substituent is selected from one or more R²⁵;

R⁷ is H, or unsubstituted or substituted C₁₋₈ alkyl, wherein said alkyl substituent is selected from one or more R²⁵;

R⁸ is selected from H, OR⁹, NR¹⁰R¹¹, sulfonate, sulfonic acid, phosphonate, phosphonic acid, phosphoric acid and unsubstituted or substituted heterocycle, wherein said heterocycle is selected from tetrazole, imidazole, thiazole, oxazole, triazole, thiophene, pyrazole and pyrrole; and wherein said heterocycle substituent is selected from unsubstituted and substituted C₁₋₈ alkyl, wherein said alkyl substituent is selected from OH and halogen;

R⁹ is H or unsubstituted or substituted C₁₋₈ alkyl, wherein said alkyl substituent is selected from OH, halogen, -OC₁₋₈ alkyl and -(OC₁₋₃ alkylene)_q-OC₁₋₃ alkyl (e.g., -OCH₂CH₂-OCH₃, or -(OCH₂CH₂)₂-OCH₂CH₃);

R¹⁰ is H or unsubstituted C₁₋₈ alkyl;

R¹¹ is H or unsubstituted C₁₋₈ alkyl;

R¹⁷ is H or unsubstituted C₁₋₈ alkyl;

each R¹⁸ is H or unsubstituted C₁₋₈ alkyl;

each R¹⁹ is H or unsubstituted C₁₋₈ alkyl;

each R^{20} is independently selected from halogen, -OH, -CN, nitro, ether, thioether, unsubstituted C_{3-8} cycloalkyl, unsubstituted C_{6-10} aryl, unsubstituted heterocycle, ester, aldehyde, ketone, carboxylic acid, amide, sulfonamide, sulfonic acid, phosphonic acid and phosphoric acid;

each R^{25} is independently selected from halogen, hydroxyl, amino, ether, thioether, unsubstituted C_{3-8} cycloalkyl, unsubstituted C_{3-8} cycloalkenyl, unsubstituted C_{6-10} aryl, unsubstituted heterocycle, carboxylic acid and amide;

m is 0 or 1;

n is 0, 1 or 2; and

q is 1, 2, 3, 4, 5 or 6;

or a tautomer thereof;

or pharmaceutically acceptable salt of any one of the foregoing;

provided that:

1. (a) when m is 1, then n is not 0;
2. (b) when m is 1, then R^8 is OR^9 or $NR^{10}R^{11}$;
3. (c) when m is 0 and n is 0, then R^8 is H; and
4. (d) when m is 0, and n is not 0, then R^8 is not H.

[0104] In embodiment (4), there is provided the compound of any one of embodiments (1), (2) or (3), wherein:

each R^1 , R^2 , R^4 and R^5 is independently selected from H, unsubstituted C_{1-8} alkyl, C_{1-8} haloalkyl and halogen;

R^3 is unsubstituted C_{1-8} alkyl, C_{1-8} haloalkyl, halogen, or $-OR^{17}$;

R^6 is H, or unsubstituted or substituted C_{1-8} alkyl, wherein said alkyl substituent is selected from one or more R^{25} ;

R^7 is H;

R^8 is selected from H, OR^9 , $NR^{10}R^{11}$, sulfonate, sulfonic acid, phosphonate, phosphonic acid, phosphoric acid and unsubstituted or substituted heterocycle, wherein said heterocycle is selected from tetrazole, imidazole, thiazole, oxazole, triazole, thiophene, pyrazole and pyrrole; and wherein said heterocycle substituent is selected from unsubstituted and substituted C_{1-8} alkyl, wherein said alkyl substituent is selected from OH and halogen;

R^9 is H or unsubstituted or substituted C_{1-8} alkyl, wherein said alkyl substituent is selected from OH, halogen, $-OC_{1-8}$ alkyl and $-(OC_{1-3} \text{ alkylene})_q-OC_{1-3}$ alkyl;

R^{10} is H or unsubstituted C_{1-8} alkyl;

R^{11} is H or unsubstituted C_{1-8} alkyl;

R^{17} is unsubstituted C_{1-8} alkyl;

each R^{18} is H or unsubstituted C_{1-8} alkyl;

each R^{19} is H;

R^{25} is independently selected from halogen, hydroxyl, amino, ether, thioether, unsubstituted C_{3-8} cycloalkyl, unsubstituted C_{3-8} cycloalkenyl, unsubstituted C_{6-10} aryl, unsubstituted heterocycle, carboxylic acid and amide;

m is 0 or 1;

n is 0, 1 or 2; and

q is 1, 2 or 3;

or a tautomer thereof;

or pharmaceutically acceptable salt of any one of the foregoing;

provided that:

1. (a) when m is 1, then n is not 0;
2. (b) when m is 1, then R^8 is OR^9 or $NR^{10}R^{11}$;
3. (c) when m is 0 and n is 0, then R^8 is H; and
4. (d) when m is 0, and n is not 0, then R^8 is not H.

[0105] In embodiment (5), there is provided the compound of any one of embodiments (1) through (4), wherein:

each R^1 , R^2 , R^4 and R^5 is independently selected from H, unsubstituted C_{1-8} alkyl, and halogen;

R^3 is C_{1-8} haloalkyl, halogen, or $-OR^{17}$;

R^6 is H or unsubstituted C_{1-8} alkyl;

R^7 is H;

R^8 is selected from H, OR^9 , $NR^{10}R^{11}$, sulfonate, sulfonic acid, phosphonate, phosphonic acid, phosphoric acid and unsubstituted or substituted heterocycle, wherein said heterocycle is selected from tetrazole, imidazole, thiazole, oxazole, triazole, thiophene, pyrazole and pyrrole; and wherein said heterocycle substituent is selected from unsubstituted and substituted C_{1-8} alkyl, wherein said alkyl substituent is selected from OH and halogen;

R^9 is H or unsubstituted C_{1-8} alkyl;

R^{10} is H or unsubstituted C_{1-8} alkyl;

R^{11} is H or unsubstituted C_{1-8} alkyl;

R^{17} is unsubstituted C_{1-8} alkyl;

each R^{18} is H or unsubstituted C_{1-8} alkyl;

each R^{19} is H;

m is 0 or 1; and

n is 0, 1 or 2;

or a tautomer thereof;

or pharmaceutically acceptable salt of any one of the foregoing;

provided that:

1. (a) when m is 1, then n is not 0;
2. (b) when m is 1, then R^8 is OR^9 or $NR^{10}R^{11}$;
3. (c) when m is 0 and n is 0, then R^8 is H; and
4. (d) when m is 0, and n is not 0, then R^8 is not H.

[0106] In embodiment (6), there is provided the compound of any one of embodiments (1) through (5), wherein:

R¹ is H or halogen;

R² is H;

R³ is C₁₋₃ haloalkyl, halogen or -OR¹⁷;

R⁴ is H;

R⁵ is H or halogen;

R⁶ is H or unsubstituted C₁₋₃ alkyl;

R⁷ is H;

R⁸ is selected from H, OR⁹, NR¹⁰R¹¹, sulfonate, sulfonic acid, phosphonate, phosphonic acid, phosphoric acid and unsubstituted or substituted heterocycle, wherein said heterocycle is selected from tetrazole, imidazole, thiazole, oxazole, triazole, thiophene, pyrazole and pyrrole; and wherein said heterocycle substituent is selected from unsubstituted and substituted C₁₋₈ alkyl, wherein said alkyl substituent is selected from OH and halogen;

R⁹ is H or unsubstituted C₁₋₄ alkyl;

R¹⁰ is H or unsubstituted C₁₋₃ alkyl;

R¹¹ is H or unsubstituted C₁₋₃ alkyl;

R¹⁷ is unsubstituted C₁₋₃ alkyl;

each R¹⁸ is H or unsubstituted C₁₋₃ alkyl;

each R¹⁹ is H;

m is 0 or 1; and

n is 0, 1 or 2;

or a tautomer thereof;

or pharmaceutically acceptable salt of any one of the foregoing;

provided that:

1. (a) when m is 1, then n is not 0;
2. (b) when m is 1, then R⁸ is OR⁹ or NR¹⁰R¹¹;
3. (c) when m is 0 and n is 0, then R⁸ is H; and
4. (d) when m is 0, and n is not 0, then R⁸ is not H.

[0107] In embodiment (7), there is provided the compound of embodiment (1), wherein:

each R²⁰ is independently selected from halogen, -OH, -CN, nitro, -NR^xR^y, -OC₁₋₈ alkyl, -SC₁₋₈ alkyl, -OC(O)C₁₋₈ alkyl, -C(O)OC₁₋₈alkyl, carboxylic acid, -C(O)C₁₋₈alkyl, -C(O)N(R^x)(R^y), -NR^xC(O)R^y, -S(O)₂N(R^x)(R^y), -NR^xS(O)₂R^y, sulfonic acid, phosphonic acid and phosphoric acid; wherein each R^x and R^y is independently selected from H and unsubstituted C₁₋₈ alkyl;

each R²¹, R²², R²³ and R²⁴ is independently selected from halogen, -OH, -CN, nitro, -NR^xR^y, -OC₁₋₈alkyl, -SC₁₋₈ alkyl,

unsubstituted C₁₋₈ alkyl, -OC(O)C₁₋₈ alkyl, -C(O)OC₁₋₈ alkyl, carboxylic acid, -C(O)C₁₋₈ alkyl, -C(O)N(R^x)(R^y), -NR^xC(O)R^y, -S(O)₂N(R^x)(R^y), -NR^xS(O)₂R^y, sulfonic acid, phosphonic acid and phosphoric acid; wherein each R^x and R^y is independently selected from H and unsubstituted C₁₋₈ alkyl; and

each R²⁵ is independently selected from halogen, -OH, -NR^xR^y, OC₁₋₈ alkyl, -SC₁₋₈ alkyl, carboxylic acid, unsubstituted C₃₋₈ cycloalkyl, unsubstituted C₃₋₈ cycloalkenyl, unsubstituted C₆₋₁₀ aryl, unsubstituted heterocycle, C(O)N(R^x)(R^y), -NR^xC(O)R^y, sulfonic acid, phosphonic acid and phosphoric acid; wherein each R^x and R^y is independently selected from H and unsubstituted C₁₋₈ alkyl.

[0108] In embodiment (8), there is provided a compound of embodiment (1), wherein:

each R²⁰ is independently selected from halogen, -OH, -CN, nitro, -NR^xR^y, -OC₁₋₃ alkyl, -SC₁₋₃ alkyl, -OC(O)C₁₋₃ alkyl, -C(O)OC₁₋₃ alkyl, carboxylic acid, -C(O)C₁₋₃ alkyl, -C(O)N(R^x)(R^y), -NR^xC(O)R^y, -S(O)₂N(R^x)(R^y), -NR^xS(O)₂R^y, sulfonic acid, phosphonic acid and phosphoric acid; wherein each R^x and R^y is independently selected from H and unsubstituted C₁₋₃ alkyl;

each R²¹, R²², R²³ and R²⁴ is independently selected from halogen, -OH, -CN, nitro, -NR^xR^y, -OC₁₋₃ alkyl, -SC₁₋₃ alkyl, unsubstituted C₁₋₃ alkyl, -OC(O)C₁₋₃ alkyl, -C(O)OC₁₋₃ alkyl, carboxylic acid, -C(O)C₁₋₃ alkyl, -C(O)N(R^x)(R^y), -NR^xC(O)R^y, -S(O)₂N(R^x)(R^y), -NR^xS(O)₂R^y, sulfonic acid, phosphonic acid and phosphoric acid; wherein each R^x and R^y is independently selected from H and unsubstituted C₁₋₃ alkyl; and

each R²⁵ is independently selected from halogen, -OH, -NR^xR^y, OC₁₋₃ alkyl, -SC₁₋₃ alkyl, carboxylic acid, unsubstituted C₃₋₈ cycloalkyl, unsubstituted C₃₋₈ cycloalkenyl, unsubstituted C₆₋₁₀ aryl, unsubstituted heterocycle, C(O)N(R^x)(R^y), -NR^xC(O)R^y, sulfonic acid, phosphonic acid and phosphoric acid; wherein each R^x and R^y is independently selected from H and unsubstituted C₁₋₃ alkyl.

[0109] In embodiment (9), there is provided a compound of any one of embodiments (1) through (3), wherein:

each R²⁰ is independently selected from halogen, -OH, -CN, nitro, -NR^xR^y, -OC₁₋₈alkyl, -SC₁₋₈alkyl, -OC(O)C₁₋₈alkyl, -C(O)OC₁₋₈alkyl, carboxylic acid, -C(O)C₁₋₈alkyl, -C(O)N(R^x)(R^y), -NR^xC(O)R^y, -S(O)₂N(R^x)(R^y), -NR^xS(O)₂R^y, sulfonic acid, phosphonic acid and phosphoric acid; wherein each R^x and R^y is independently selected from H and unsubstituted C₁₋₈alkyl.

[0110] In embodiment (10), there is provided a compound of any one of embodiments (1) through (3), wherein:

each R²⁰ is independently selected from halogen, -OH, -CN, nitro, -NR^xR^y, -OC₁₋₃alkyl, -SC₁₋₃alkyl, -OC(O)C₁₋₃alkyl, -C(O)OC₁₋₃alkyl, carboxylic acid, -C(O)C₁₋₃alkyl, -C(O)N(R^x)(R^y), -NR^xC(O)R^y, -S(O)₂N(R^x)(R^y), -NR^xS(O)₂R^y, sulfonic acid, phosphonic acid and phosphoric acid; wherein each R^x and R^y is independently selected from H and unsubstituted C₁₋₃alkyl.

[0111] In embodiment (11), there is provided a compound of any one of embodiments (1) through (4) and (9), wherein:

each R²⁵ is independently selected from halogen, -OH, -NR^xR^y, OC₁₋₈alkyl, -SC₁₋₈ alkyl, carboxylic acid, unsubstituted C₃₋₈ cycloalkyl, unsubstituted C₃₋₈ cycloalkenyl, unsubstituted C₆₋₁₀ aryl, unsubstituted heterocycle, C(O)N(R^x)(R^y), -NR^xC(O)R^y, sulfonic acid, phosphonic acid and phosphoric acid; wherein each R^x and R^y is independently selected from H and unsubstituted C₁₋₈ alkyl.

[0112] In embodiment (12), there is provided a compound of embodiment (1) through (4) and (10), wherein:

each R^{25} is independently selected from halogen, -OH, $-NR^XR^Y$, OC_{1-3} alkyl, $-SC_{1-3}$ alkyl, carboxylic acid, unsubstituted C_{3-8} cycloalkyl, unsubstituted C_{3-8} cycloalkenyl, unsubstituted C_{6-10} aryl, unsubstituted heterocycle, $C(O)N(R^X)(R^Y)$, $-NR^XC(O)R^Y$, sulfonic acid, phosphonic acid and phosphoric acid; wherein each R^X and R^Y is independently selected from H and unsubstituted C_{1-3} alkyl.

[0113] In embodiment (13), there is provided a compound of any one of embodiments (1) through (4), wherein: each said alkyl substituent is selected from halogen, -OH, -CN, nitro, $-NR^XR^Y$, $-OC_{1-3}$ alkyl, $-OC(O)C_{1-3}$ alkyl, $-C(O)OC_{1-3}$ alkyl and carboxylic acid; wherein each R^X and R^Y is independently selected from H and unsubstituted C_{1-3} alkyl;

[0114] In embodiment (14), there is provided a compound of any one of embodiments (1) through (4), wherein each said alkyl substituent is a halogen.

[0115] In embodiment (15), there is provided the compound of any one of embodiments (1) through (14), wherein R^8 is selected from H, OR^9 and $NR^{10}R^{11}$.

[0116] In embodiment (16), there is provided the compound of any one of embodiments (1) through (15), wherein:

m is 0;

n is 0; and

R^8 is H.

[0117] In embodiment (17), there is provided the compound of any one of embodiments (1) through (15), wherein:

m is 1;

n is 1;

R^8 is OR^9 , wherein R^9 is unsubstituted C_{1-8} alkyl;

R^{18} is H; and

R^{19} is H.

[0118] In embodiment (18), there is provided the compound of any one of embodiments (1) through (15), wherein:

m is 1;

n is 1;

R^8 is OR^9 , wherein R^9 is H;

R^{18} is H; and

R^{19} is H.

[0119] In embodiment (19), there is provided the compound of any one of embodiments (1) through (15), wherein:

m is 1;

n is 1;

R^8 is OR^9 , wherein R^9 is unsubstituted C_{1-8} alkyl;

R^{18} is unsubstituted C_{1-8} alkyl; and

R^{19} is H.

[0120] In embodiment (20), there is provided the compound of any one of embodiments (1) through (15), wherein:

m is 1;

n is 1;

R^8 is OR^9 , wherein R^9 is H;

R^{18} is unsubstituted C_{1-8} alkyl; and

R^{19} is H.

[0121] In embodiment (21), there is provided the compound of any one of embodiments (1) through (15), wherein:

m is 1;

n is 2;

R^8 is $NR^{10}R^{11}$, wherein R^{10} is H or unsubstituted C_{1-8} alkyl, and R^{11} is H or unsubstituted or substituted C_{1-8} alkyl;

each R^{18} is H; and

each R^{19} is H.

[0122] In embodiment (22), there is provided the compound of any one of embodiments (1) through (15), wherein:

m is 1;

n is 2;

R^8 is OR^9 , wherein R^9 is unsubstituted C_{1-8} alkyl;

each R^{18} is H; and

each R^{19} is H.

[0123] In embodiment (23), there is provided the compound of any one of embodiments (1) through (15), wherein:

m is 1;

n is 2;

R^8 is OR^9 , wherein R^9 is H;

each R^{18} is H; and

each R^{19} is H.

[0124] In embodiment (24), there is provided the compound of any one of embodiments (1) through (15), wherein:

m is 0;

n is 2;

R^8 is OR^9 , wherein R^9 is H;

each R^{18} is H; and

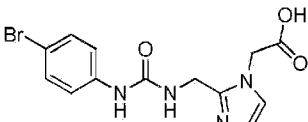
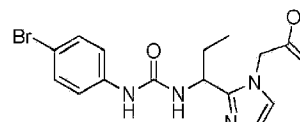
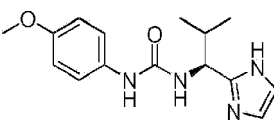
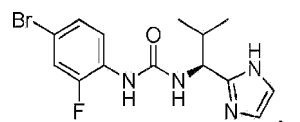
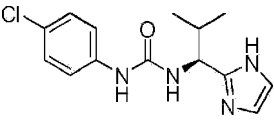
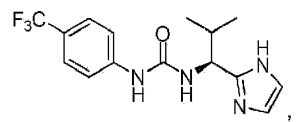
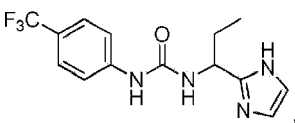
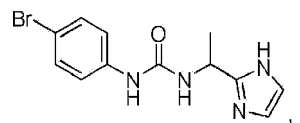
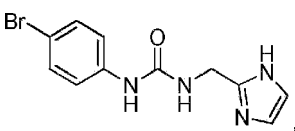
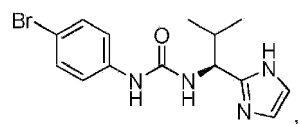
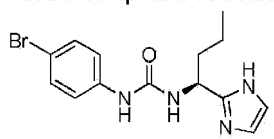
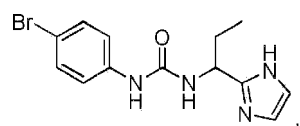
each R^{19} is H.

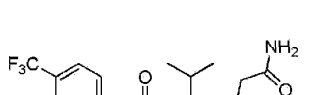
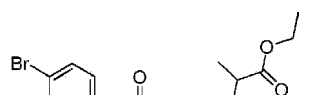
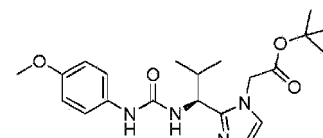
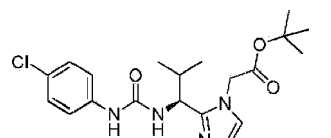
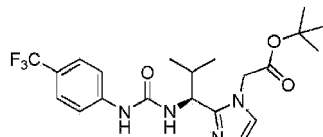
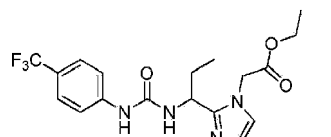
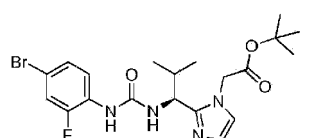
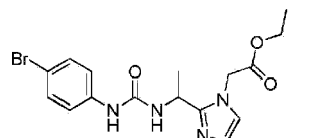
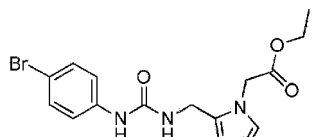
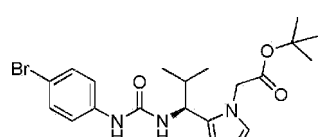
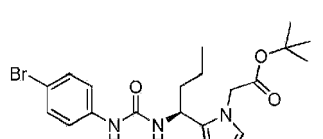
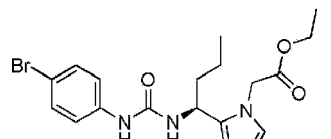
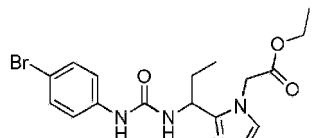
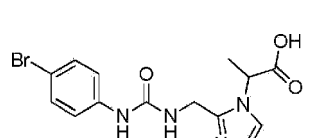
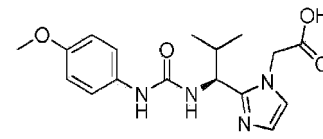
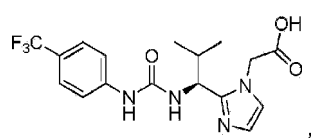
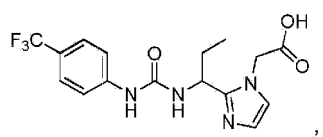
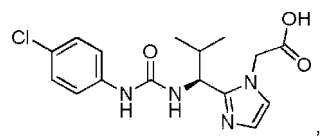
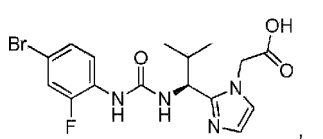
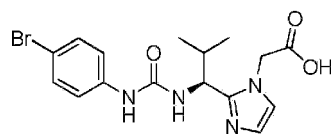
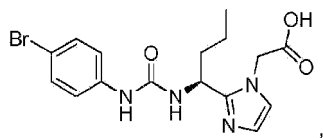
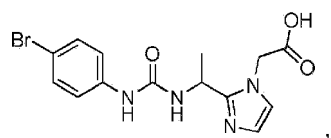
[0125] In embodiment (25), there is provided the compound of any one of embodiments (1) through (24), provided that R^6 is not H.

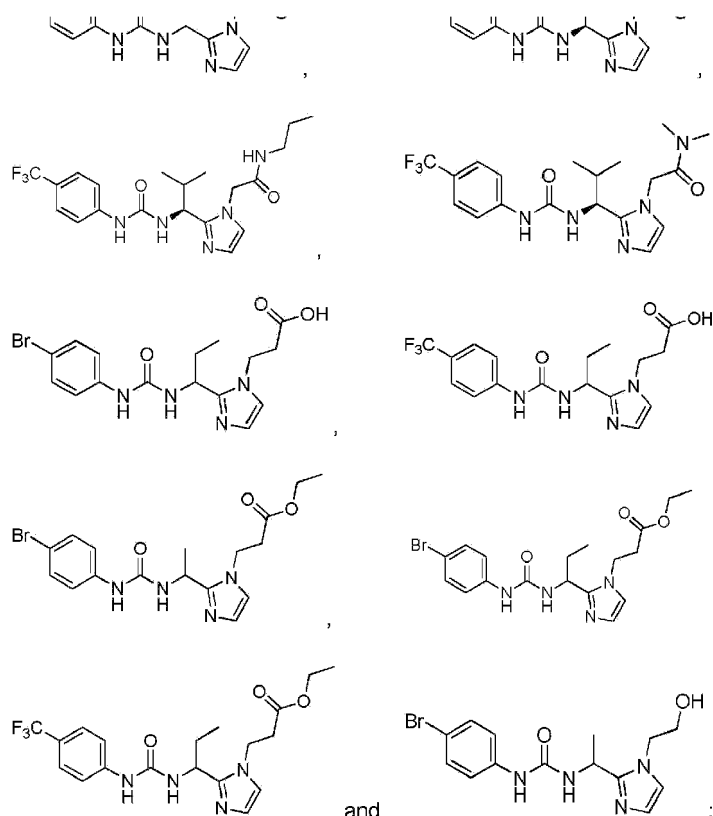
[0126] In embodiment (26), there is provided the compound of any one of embodiments (1) through (24), provided that R⁶ is not H, R¹⁸ is H, and R¹⁹ is H.

[0127] In embodiment (27), there is provided a compound of any one of embodiments (1) through (26), wherein each C₁₋₈ alkyl is independently optionally replaced with C₁₋₄alkyl, and when unsubstituted, each C₁₋₄ alkyl is independently selected from methyl, ethyl, n-propyl, isopropyl, butyl, tert-butyl, isobutyl and sec-butyl.

[0128] In embodiment (28), there is provided a compound selected from:







and tautomers thereof;

and pharmaceutically acceptable salts of any of the foregoing.

[0129] In embodiment (29), there is provided a pharmaceutical composition comprising as active ingredient a therapeutically effective amount of a compound according to any one of embodiments (1) through (28), and a pharmaceutically acceptable carrier.

[0130] In embodiment (30), there is provided a compound or pharmaceutical composition according to any one of embodiments (1) through (29) for use in treating an inflammatory disease or condition in a subject in need of such treatment.

[0131] In embodiment (31), there is provided a compound or pharmaceutical composition according to any one of embodiments (1) through (29) for use in treating an inflammatory disease or condition in a subject in need of such treatment, wherein the disease or condition is an ocular inflammatory disease or condition, or a dermal inflammatory disease or condition.

[0132] In embodiment (32), there is provided the compound or the pharmaceutical compositions of the invention for use in a method of treating a disease or condition in a subject in need of such treatment, the method comprising administering a therapeutically effective amount of a compound or pharmaceutical composition according to any one of embodiments (1) through (29) to the subject, thereby treating the disease or condition.

[0133] In embodiment (33), there is provided the compound or the pharmaceutical compositions of the invention for use of embodiment (32), wherein the disease or condition is (a) an ocular inflammatory disease or condition; or (b) a dermal inflammatory disease or condition.

[0134] In embodiment (34), there is provided the compound or the pharmaceutical compositions of the invention for use of embodiment (32) or (33), wherein the disease or condition is an ocular inflammatory disease or condition; in a further embodiment, the inflammatory disease or condition is selected from: age-related macular degeneration, wet macular degeneration, dry macular degeneration, uveitis, dry eye, keratitis, allergic eye disease and conditions affecting the posterior part of the eye, such as maculopathies and retinal degeneration including non-exudative age related macular degeneration, exudative age related macular degeneration, choroidal neovascularization, diabetic retinopathy (proliferative), retinopathy of prematurity, acute macular neuroretinopathy, central serous chorioretinopathy, cystoid

macular edema, and diabetic macular edema; infectious keratitis, herpetic keratitis, corneal angiogenesis, lymphangiogenesis, retinitis, and choroiditis such as acute multifocal placoid pigment epitheliopathy, Behcet's disease, birdshot retinochoroidopathy, infectious (syphilis, lyme, tuberculosis, toxoplasmosis), intermediate uveitis (pars planitis), multifocal choroiditis, multiple evanescent white dot syndrome (mewds), ocular sarcoidosis, posterior scleritis, serpiginous choroiditis, subretinal fibrosis and uveitis syndrome, Vogt-Koyanagi-and Harada syndrome; vascular diseases/ exudative diseases such as retinal arterial occlusive disease, central retinal vein occlusion, cystoids macular edema, disseminated intravascular coagulopathy, branch retinal vein occlusion, hypertensive fundus changes, ocular ischemic syndrome, retinal arterial microaneurysms, Coat's disease, parafoveal telangiectasis, hemi-retinal vein occlusion, papillophlebitis, central retinal artery occlusion, branch retinal artery occlusion, carotid artery disease (CAD), frosted branch angiitis, sickle cell retinopathy and other hemoglobinopathies, angioid streaks, familial exudative vitreoretinopathy, and Eales disease; traumatic/ surgical conditions such as sympathetic ophthalmia, uveitic retinal disease, retinal detachment, trauma, conditions caused by laser, conditions caused by photodynamic therapy, photocoagulation, hypoperfusion during surgery, radiation retinopathy, bone marrow transplant retinopathy, post-surgical corneal wound healing or inflammation, and post-cataract surgical inflammation; proliferative disorders such as proliferative vitreal retinopathy and epiretinal membranes, and proliferative diabetic retinopathy; infectious disorders such as ocular histoplasmosis, ocular toxocariasis, presumed ocular histoplasmosis syndrome (POHS), endophthalmitis, toxoplasmosis, retinal diseases associated with HIV infection, choroidal disease associate with HIV infection, uveitic disease associate with HIV infection, viral retinitis, acute retinal necrosis, progressive outer retinal necrosis, fungal retinal diseases, ocular syphilis, ocular tuberculosis, diffuse unilateral subacute neuroretinitis, and myiasis; genetic disorders such as retinitis pigmentosa, systemic disorders with associated retinal dystrophies, congenital stationary night blindness, cone dystrophies, Stargardt's disease and fundus flavimaculatus, Best's disease, pattern dystrophy of the retinal pigmented epithelium, X-linked retinoschisis, Sorsby's fundus dystrophy, benign concentric maculopathy, Bietti's crystalline dystrophy, and pseudoxanthoma elasticum; retinal tears/holes such as retinal detachment, macular hole, and giant retinal tear; tumors such as retinal disease associated with tumors, congenital hypertrophy of the retinal pigmented epithelium, posterior uveal melanoma, choroidal hemangioma, choroidal osteoma, choroidal metastasis, combined hamartoma of the retina and retinal pigmented epithelium, retinoblastoma, vasoproliferative tumors of the ocular fundus, retinal astrocytoma, and intraocular lymphoid tumors; and miscellaneous other diseases affecting the posterior part of the eye such as punctate inner choroidopathy, acute posterior multifocal placoid pigment epitheliopathy, myopic retinal degeneration, and acute retinal pigment epitheliitis, systemic inflammatory diseases such as stroke, coronary artery disease, obstructive airway diseases, HIV-mediated retroviral infections, cardiovascular disorders including coronary artery disease, neuroinflammation, neurological disorders, pain and immunological disorders, asthma, allergic disorders, inflammation, systemic lupus erythematosus, psoriasis, CNS disorders such as Alzheimer's disease, arthritis, sepsis, inflammatory bowel disease, cachexia, angina pectoris, post-surgical corneal inflammation, blepharitis, MGD, dermal wound healing, corneal wound healing burns, rosacea, atopic dermatitis, acne, psoriasis, seborrheic dermatitis, actinic keratoses, viral warts, photoaging rheumatoid arthritis and related inflammatory disorders, alopecia, glaucoma, branch vein occlusion, Best's vitelliform macular degeneration, retinitis pigmentosa, proliferative vitreoretinopathy (PVR), and any other degenerative disease of either the photoreceptors or the retinal pigment epithelium.

[0135] In embodiment (35), there is provided the compound or the pharmaceutical compositions of the invention for of embodiment (34), wherein the ocular inflammatory disease or condition is selected from: dry eye, a post-surgical corneal wound, post-surgical corneal inflammation, and post-cataract surgical inflammation.

[0136] In embodiment (36), there is provided the compound or the pharmaceutical compositions of the invention for of embodiment (32) or (33), wherein the disease or condition is a dermal inflammatory disease or condition;

in a further embodiment, the dermal inflammatory disease or condition is selected from: a dermal wound, hypertrophic scars, keloids, burns, rosacea, atopic dermatitis, acne, psoriasis, seborrheic dermatitis, actinic keratoses, basal cell carcinoma, squamous cell carcinoma, melanoma, viral warts, photoaging, photodamage, melasma, post-inflammatory hyperpigmentation, disorders of pigmentation, alopecia, scarring and non-scarring forms.

[0137] In embodiment (37), there is provided the compound or the pharmaceutical compositions of the invention for use of embodiment (36), wherein the dermal inflammatory disease or condition is psoriasis or rosacea.

[0138] In embodiment (38), there is provided the compound or the pharmaceutical compositions of the invention for use of any one of embodiments (32) through (37), wherein the subject is a human.

[0139] In embodiment (39), there is provided the compound or the pharmaceutical compositions of the invention for use

of embodiment (32), wherein the disease or condition is selected from stroke, coronary artery disease, an obstructive airway disease, an HIV-mediated retroviral infection, a cardiovascular disorder such as coronary artery disease, neuroinflammation, a neurological disorder, pain, an immunological disorder, rheumatoid arthritis, asthma, an allergic disorder, systemic lupus erythematosus, Alzheimer's disease, arthritis, sepsis, inflammatory bowel disease, cachexia and angina pectoris.

[0140] In embodiment (40), there is provided the the compound or the pharmaceutical compositions of the invention for use of embodiment (39), wherein the disease or condition is rheumatoid arthritis.

[0141] In embodiment (41), there is provided the compound or the pharmaceutical compositions of the invention for use of embodiment (39) or (40), wherein the subject is a human.

[0142] The following Examples illustrate how compounds according to the invention can be made, and provide details of certain specific chemical transformations. The Examples are for illustrative purposes only and are not intended, nor should they be construed, as limiting the invention in any manner. Those skilled in the art will be able to routinely modify and/or adapt the Examples to synthesize any compound of the invention covered by Formula I, and will appreciate that variations and modifications of the Examples can be made without exceeding the spirit or scope of the invention.

[0143] All reagents, solvents, catalysts for which the synthesis is not described are purchased from chemical vendors such as Sigma Aldrich, Fluka, Bio-Blocks, Combi-blocks, TCI, VWR, Lancaster, Oakwood, Trans World Chemical, Alfa, Fisher, Maybridge, Frontier, Matrix, Ukrorgsynth, Toronto, Ryan Scientific, SiliCycle, Anaspec, Syn Chem, Chem-Impex, MIC-scientific, Ltd; however some known intermediates were prepared according to published procedures.

[0144] Compound names were generated with ACDLab version 12.5; some intermediate and reagent names used in the Examples were generated with software such as Chem Bio Draw Ultra version 12.0, ACDLab version 12.5 or Auto Nom 2000 from MDL ISIS Draw 2.5 SP1.

[0145] In general, characterization of the compounds was performed using NMR spectroscopy. NMR spectra were recorded on a 300 or 600 MHz Varian NMR spectrometer and acquired at room temperature. Chemical shifts are given in ppm referenced either to internal TMS or to the solvent signal.

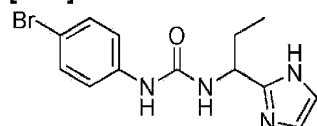
[0146] Usually, the compounds of the invention were purified by medium pressure liquid chromatography, unless noted otherwise.

Example 1

Compound 1

1-(4-Bromophenyl)-3-[1-(1H-imidazol-2-yl)propyl]urea

[0147]



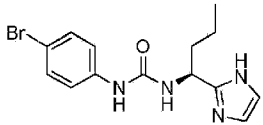
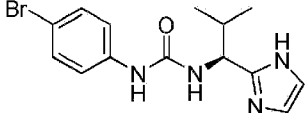
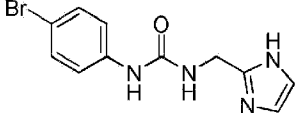
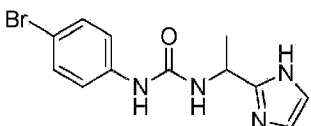
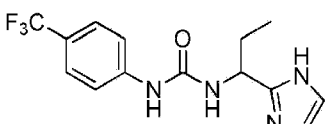
[0148] To a solution of 1-(1H-imidazol-2-yl)propan-1-amine dihydrochloride (23 mg, 0.12 mmol) and 2 mL of pyridine at 25 °C was added 4-bromo-phenyl isocyanate (23 mg, 0.12 mmol). The resulting mixture was stirred at 25°C for 1 hour. The mixture was quenched with saturated NH₄Cl (2 mL), and the product was extracted with ethyl acetate (10 mL). The layers were separated, and the organic layer was washed with water, brine, dried over Na₂SO₄, filtered, and the filtrate was concentrated under reduced pressure. The residue was purified by medium pressure liquid chromatography on

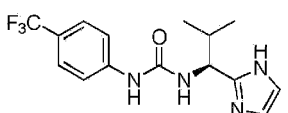
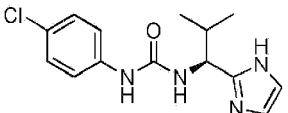
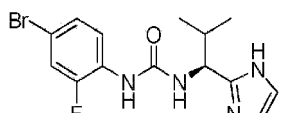
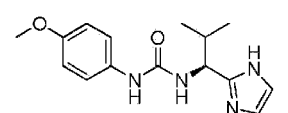
silica gel using 100% ethyl acetate to yield **Compound 1** as a white solid.

^1H NMR (DMSO- d_6 , 600MHz) δ ppm: 8.76 (s, 1H), 7.37 (q, J = 9.0 Hz, 4H), 6.92 (br. s., 1H), 6.58 (d, J = 8.1 Hz, 1H), 4.72 - 4.78 (m, 1H), 1.83 (dquin, J = 13.8, 7.1 Hz, 1H), 1.73 (dquin, J = 13.8, 7.1 Hz, 1H), 0.78 (t, J = 7.4 Hz, 3H).

[0149] Compounds 2 through 6 and 28 through 31 were prepared from the corresponding amino imidazole in a similar manner to the procedure described in Example 1 for Compound 1. The results are tabulated in Table 1.

Table 1

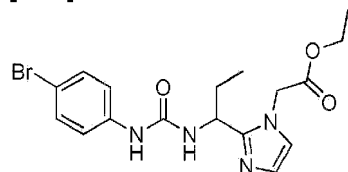
Comp. No.	IUPAC name Structure	^1H NMR δ (ppm), form and optical rotation
2	1-(4-Bromophenyl)-3-[(1S)-1-(1H-imidazol-2-yl)butyl]urea	^1H NMR (CD ₃ OD, 600MHz) δ : 7.46 (s, 2H), 7.35 - 7.39 (m, 2H), 7.29 - 7.34 (m, 2H), 5.01 - 5.06 (m, 1H), 1.91 - 2.01 (m, 2H), 1.46 - 1.54 (m, 1H), 1.42 (ddt, 1H), 1.01 (t, J = 7.4 Hz, 3H).
		white solid
3	1-(4-Bromophenyl)-3-[(1S)-1-(1H-imidazol-2-yl)-2-methylpropyl]urea	^1H NMR (CD ₃ OD, 300MHz) δ : 7.22 - 7.44 (m, 4H), 6.96 (s, 2H), 4.71 (d, J = 7.0 Hz, 1H), 2.11 - 2.30 (m, 1H), 0.96 (d, J = 6.7 Hz, 3H), 0.88 (d, J = 6.7 Hz, 3H).
		white solid
4	1-(4-Bromophenyl)-3-(1H-imidazol-2-ylmethyl)urea	^1H NMR (CD ₃ OD, 300MHz) δ : 7.22-7.47 (m, 4H), 6.96 (s, 2H), 4.42 (s, 2H).
		white solid
5	1-(4-Bromophenyl)-3-[1-(1H-imidazol-2-yl)ethyl]urea	^1H NMR (CD ₃ OD, 300MHz) δ : 7.22-7.48 (m, 4H), 6.96 (s, 2H), 4.97-5.08 (m, 1H), 1.54 (d, J =7.0 Hz, 3H).
		white solid
6	1-[1-(1H-imidazol-2-yl)propyl]-3-[4-(trifluoromethyl)phenyl]urea	^1H NMR (CD ₃ OD, 300MHz) δ : 7.47-7.59 (m, 4H), 7.00 (s, 2H), 5.48 (s, NH), 4.86-4.93 (m, 1H), 1.82-2.08 (m, 2H), 0.94 (t, J =7.5 Hz, 3H).
		light yellow solid
28	1-[(1S)-1-(1H-imidazol-2-yl)-2-methylpropyl]-3-[4-(trifluoromethyl)phenyl]urea	^1H NMR (CD ₃ OD, 300MHz) δ : 7.47-7.59 (m, 4H), 6.97 (s, 2H), 4.73 (d, J =7.3 Hz, 1H), 2.15-2.32 (m, 1H), 0.98 (d, J =6.7 Hz, 3H), 0.90 (d, J =6.7 Hz, 3H).

Comp. No.	IUPAC name Structure	¹ H NMR δ (ppm), form and optical rotation
		white solid
		[α] _D = +68.8, c=1.00, MeOH
29	1-(4-Chlorophenyl)-3-[(1S)-1-(1H-imidazol-2-yl)-2-methylpropyl]urea	¹ H NMR (CD ₃ OD, 300MHz) δ: 7.29-7.38 (m, 2H), 7.18-7.26 (m, 2H), 6.96 (s, 2H), 4.64-4.74 (m, 1H), 2.13-2.29 (m, 1H), 0.97 (d, J=6.7 Hz, 3H), 0.89 (d, J=6.7 Hz, 3H).
		white solid
		[α] _D = +76.6, c=1.00, MeOH
30	1-(4-Bromo-2-fluorophenyl)-3-[(1S)-1-(1H-imidazol-2-yl)-2-methylpropyl] urea	¹ H NMR (CD ₃ OD, 300MHz) δ: 7.97 (t, J=8.8 Hz, 1H), 7.31 (dd, J=10.7, 2.2 Hz, 1H), 7.16-7.25 (m, 1H), 6.96 (s, 2H), 4.72 (d, J=6.7 Hz, 1H), 2.23 (dq, J=13.8, 6.9 Hz, 1H), 0.96 (d, J=7.0 Hz, 3H), 0.90 (d, J=6.7 Hz, 3H).
		white solid
		[α] _D = +71.0, c=1.00, MeOH
31	1-[(1S)-1-(1H-imidazol-2-yl)-2-methylpropyl]-3-(4-methoxyphenyl)urea	¹ H NMR (CD ₃ OD, 300MHz) δ: 7.22 (d, J=8.8 Hz, 2H), 6.96 (s, 2H), 6.78-6.88 (m, 2H), 4.70 (d, J=7.3 Hz, 1H), 3.74 (s, 3H), 2.12-2.31 (m, 1H), 0.96 (d, J=6.7 Hz, 3H), 0.88 (d, J=6.7 Hz, 3H).
		white solid
		[α] _D = +69.9, c=1.00, MeOH

Example 2

Compound 7Ethyl [2-(1-[(4-Bromophenyl)carbamoyl]amino)propyl)-1H-imidazol-1-yl]acetate

[0150]



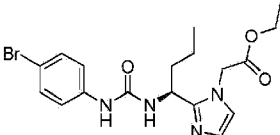
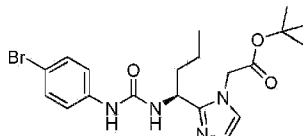
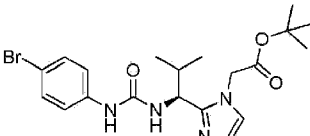
[0151] To a solution of **Compound 1** (257 mg, 0.80 mmol) and 12 mL of DMF at 25 °C was added potassium carbonate (220 mg, 1.60 mmol) and ethyl 2-bromoacetate (0.18 mL, 1.04 mmol). The resulting mixture was stirred at 25 °C for 2

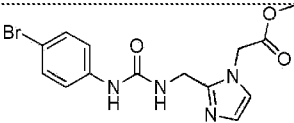
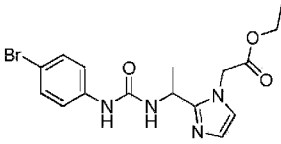
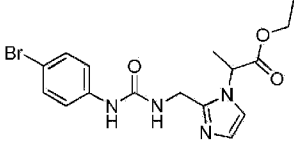
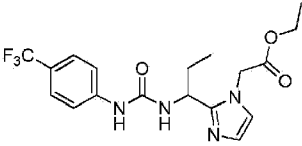
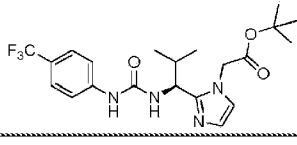
hours. The mixture was concentrated to an oil and quenched with water (4 mL), and the product was extracted with ethyl acetate (20 mL). The layers were separated, and the organic layer was washed with water, brine, dried over Na₂SO₄, filtered, and the filtrate was concentrated under reduced pressure. The residue was purified by medium pressure liquid chromatography on silica gel using 100% ethyl acetate to yield **Compound 7** as white solid.

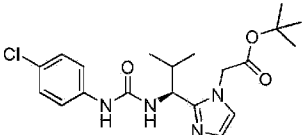
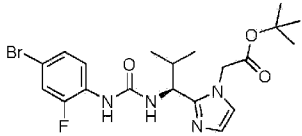
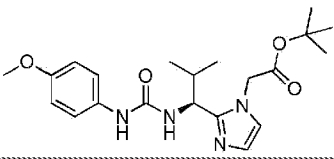
¹H NMR (CD₃OD, 300MHz) δ ppm: 7.32 - 7.38 (m, 2H), 7.24 - 7.31 (m, 2H), 7.04 (s, 1H), 6.94 (s, 1H), 4.89 - 5.13 (m, 2H), 4.76 - 4.82 (m, 1H), 4.12 (t, J = 6.9 Hz, 2H), 1.85 - 2.11 (m, 2H), 1.14 - 1.25 (m, 3H), 0.91 - 1.03 (m, 3H).

[0152] **Compounds 8 through 12, 14, 15 and 32 through 35** were prepared from the corresponding urea in a similar manner to the procedure described for **Compound 7**. The results are tabulated in **Table 2**.

Table 2

Comp. No	IUPAC name Structure	¹ H NMR δ (ppm), form and optical rotation
8	Ethyl{2-[(1S)-1-[(4-bromophenyl)carbamoyl]amino}butyl]-1H-imidazol-1-yl}acetate	¹ H NMR (CD ₃ OD, 300MHz) δ: 7.22 - 7.42 (m, 4H), 7.03 (s, 1H), 6.93 (s, 1H), 4.94 - 5.17 (m, 2H), 4.81 - 4.90 (m, 1H), 4.00 - 4.21 (m, 2H), 1.84 - 2.04 (m, 2H), 1.26 - 1.51 (m, 2H), 1.19 (t, J = 7.2 Hz, 3H), 0.96 (t, J = 7.3 Hz, 3H).
		white solid
9	tert-Butyl{2-[(1S)-1-[(4-Bromophenyl)carbamoyl]amino}butyl]-1H-imidazol-1-yl}acetate	¹ H NMR (CD ₃ OD, 300MHz) δ: 7.20 - 7.40 (m, 4H), 7.01 (s, 1H), 6.92 (s, 1H), 5.08 (m, 2H), 4.78 (m, 1H), 1.82 - 2.03 (m, 2H), 1.48 (s, 9H), 1.35 (m, 2H), 0.96 (t, J = 7.3 Hz, 3H).
		white solid
10	tert-Butyl{2-[(1S)-1-[(4-Bromophenyl)carbamoyl]amino}-2-methylpropyl]-1H-imidazol-1-yl}acetate	¹ H NMR (CD ₃ OD, 300MHz) δ: 7.23 - 7.41 (m, 4H), 7.01 (s, 1H), 6.95 (s, 1H), 4.94 - 5.05 (m, 1H), 4.76 - 4.82 (m, 1H), 4.57 (d, J = 9.1 Hz, 2H), 2.21 - 2.36 (m, 1H), 1.43 (s, 9H), 1.07 (d, J = 6.4 Hz, 3H), 0.85 (d, J = 6.4 Hz, 3H).
		white solid
11	Ethyl[2-[(4-Bromophenyl)carbamoyl]amino}methyl]-1H-imidazol-1-yl}acetate	¹ H NMR (CD ₃ OD, 300MHz) δ: 7.23-7.47 (m, 4H), 7.06 (d, J=1.2 Hz, 1H), 6.91 (s, 1H), 5.00 (s, 2H), 4.44 (s, 2H), 4.00-4.17 (m, 2H), 1.18 (t, J=7.0 Hz, 3H).
		white solid

Comp. No	IUPAC name Structure	¹ H NMR δ (ppm), form and optical rotation
		
12	Ethyl 2-(1-((4-bromophenyl)carbamoyl)amino)ethyl)-1H-imidazol-1-yl]acetate	¹ H NMR (CD ₃ OD, 300MHz) δ: 7.25-7.38 (m, 4H), 7.04 (s, 1H), 6.93 (s, 1H), 4.97-5.09 (m, 3H), 4.04-4.18 (m, 2H), 1.52-1.58 (m, 3H), 1.19 (t, J=7.2 Hz, 3H).
		white solid
14	Ethyl 2-(2-(((4-bromophenyl)carbamoyl)amino)methyl)-1H-imidazol-1-yl]propanoate	¹ H NMR (CD ₃ OD, 300MHz) δ: 7.26-7.42 (m, 4H), 7.21 (s, 1H), 6.94 (s, 1H), 5.39 (q, J=7.0 Hz, 1H), 4.34-4.62 (m, 2H), 4.02-4.21 (m, 2H), 1.72 (d, J=7.3 Hz, 3H), 1.16 (t, J=7.0 Hz, 3H).
		white solid
15	Ethyl (2-(1-(((4-(trifluoromethyl)phenyl)amino)carbonyl)amino)propyl)-1H-imidazol-1-yl]acetate	¹ H NMR (CD ₃ OD, 300MHz) δ: 7.49-7.55 (m, 4H), 7.05 (d, J=1.2 Hz, 1H), 6.94 (d, J=1.2 Hz, 1H), 4.91-5.17 (m, 2H), 4.82 (m, 1H), 4.03-4.21 (m, 2H), 1.88-2.14 (m, 2H), 1.19 (t, J=7.2 Hz, 3H), 0.97 (t, J=7.5 Hz, 3H).
		Light yellow solid
32	tert-Butyl (2-((1S)-2-methyl-1-(((4-(trifluoromethyl)phenyl)amino)carbonyl) amino)propyl)-1H-imidazol-1-yl]acetate urea	¹ H NMR (CD ₃ OD, 300MHz) δ: 7.45-7.59 (m, 4H), 7.02 (d, J=0.9 Hz, 1H), 6.96 (s, 1H), 4.95-5.08 (m, 1H), 4.87 (m, 1H), 4.59 (d, J=9.1 Hz, 1H), 2.22-2.40 (m, 1H), 1.43 (s, 9H), 1.08 (d, J=6.7 Hz, 3H), 0.86 (d, J=6.7 Hz, 3H).
		yellow oil
		[α] _D = +51.6, c=1.00, MeOH
33	tert-Butyl (2-((1S)-1-(((4-chlorophenyl)amino)carbonyl)amino)-2-methylpropyl)-1H-imidazol-1-yl]acetate	¹ H NMR (CD ₃ OD, 300MHz) δ: 7.28-7.37 (m, 2H), 7.15-7.25 (m, 2H), 7.01 (d, J=1.2 Hz, 1H), 6.95 (d, J=1.2 Hz, 1H), 4.94-5.06 (m,

Comp. No	IUPAC name Structure	¹ H NMR δ (ppm), form and optical rotation
		¹ H, 4.79-4.87 (m, 1H), 4.57 (d, J=9.4 Hz, 1H), 2.23-2.39 (m, 1H), 1.39-1.47 (m, 9H), 1.08 (d, J=6.7 Hz, 3H), 0.86 (d, J=6.4 Hz, 3H).
		white solid
		[α] _D = +57.8, c=1.00, MeOH
34	tert-Butyl {2-[(1S)-1-[[[4-bromo-2-fluorophenyl]amino]carbonyl]amino]-2-methylpropyl]-1H-imidazol-1-yl}acetate	¹ H NMR (CD ₃ OD, 300MHz) δ: 7.98 (t, J=8.6 Hz, 1H), 7.29 (dd, J=10.8, 2.1 Hz, 1H), 7.22 (d, J=8.8 Hz, 1H), 7.02 (d, J=1.2 Hz, 1H), 6.95 (s, 1H), 4.93-5.06 (m, 1H), 4.84-4.87 (m, 1H), 4.56 (d, J=9.4 Hz, 1H), 2.31 (dq, J=16.0, 6.6 Hz, 1H), 1.43 (s, 9H), 1.08 (d, J=6.7 Hz, 3H), 0.86 (d, J=6.7 Hz, 3H).
		white solid
		[α] _D = +57.0, c=1.00, MeOH
35	tert-Butyl {2-[(1S)-1-[[[4-methoxyphenyl]amino]carbonyl]amino]-2-methylpropyl]-1H-imidazol-1-yl}acetate	¹ H NMR (CD ₃ OD, 300MHz) δ: 7.20 (d, J=8.8 Hz, 2H), 7.01 (d, J=1.2 Hz, 1H), 6.95 (s, 1H), 6.81 (d, J=9.1 Hz, 2H), 4.97-5.06 (m, 1H), 4.75-4.83 (m, 1H), 4.56 (d, J=9.4 Hz, 1H), 3.74 (s, 3H), 2.29 (dd, J=16.0, 6.6 Hz, 1H), 1.44 (s, 9H), 1.08 (d, J=6.7 Hz, 3H), 0.85 (d, J=6.7 Hz, 3H).
		white solid
		[α] _D = +47.5, c=1.00, MeOH

Example 3

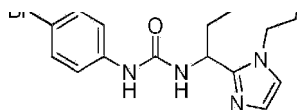
Compound 23

Ethyl 3-[2-(1-[[[4-Bromophenyl]carbonyl]amino]propyl)-1H-imidazol-1-yl]propanoate

[0153]

Pr. ^



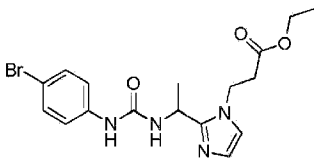
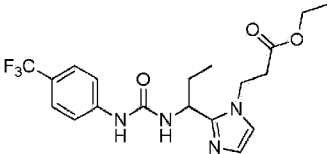


[0154] To a solution of **Compound 1** (137 mg, 0.43 mmol) and 10 mL of EtOH at 25 °C was added DMAP (52 mg, 0.43 mmol) and ethyl acrylate (0.47 mL, 4.3 mmol). The resulting mixture was stirred at 130°C in a microwave for 3 hours. The mixture was concentrated to an oil and the residue was purified by medium pressure liquid chromatography on silica gel using 100% ethyl acetate to yield **Compound 23** as a light yellow solid.

¹H NMR (CD₃OD, 300MHz) δ ppm: 7.24 - 7.39 (m, 4H), 7.06 (s, 1H), 6.91 (s, 1H), 4.99 (t, J = 7.3 Hz, 1H), 4.41 - 4.54 (m, 1H), 4.24 - 4.36 (m, 1H), 4.10 (q, J = 7.1 Hz, 2H), 2.83 (t, J = 6.6 Hz, 2H), 1.95 (m, 2H), 1.18 (t, J = 7.0 Hz, 3H), 0.96 (t, J = 7.3 Hz, 3H).

[0155] **Compounds 24** and **25** were prepared from the corresponding urea, in a similar manner to the procedure described **Compound 20**. The results are tabulated in **Table 3**.

Table 3

Comp. No	IUPAC name Structure	¹ H NMR δ (ppm), form and optical rotation
24	Ethyl 3-[2-{1-[(4-Bromo phenyl)carbamoyl]amino}ethyl]-1H-imidazol-1-yl]propanoate	¹ H NMR (CD ₃ OD, 600MHz) δ: 7.36 (d, J=9.1 Hz, 2H), 7.28 (d, J=9.1 Hz, 2H), 7.07 (s, 1H), 6.90 (s, 1H), 5.22 (q, J=6.9 Hz, 1H), 4.42-4.49 (m, 1H), 4.25-4.32 (m, 1H), 4.07-4.12 (m, 2H), 2.80-2.90 (m, 2H), 1.55 (d, J=6.7 Hz, 3H), 1.17-1.20 (m, 3H).
		Off-white solid
25	Ethyl 3-[2-{1-[(4-(Trifluoromethyl)phenyl)amino]carbonyl]amino}propyl]-1H-imidazol-1-yl]propanoate	¹ H NMR (CD ₃ OD, 300MHz) δ: 7.52 (m, 4H), 7.08 (s, 1H), 6.93 (s, 1H), 5.01 (t, J=7.3 Hz, 1H), 4.41-4.57 (m, 1H), 4.25-4.38 (m, 1H), 4.10 (q, J=7.1 Hz, 2H), 2.77-2.91 (m, 2H), 1.88-2.06 (m, 2H), 1.18 (t, J=7.2 Hz, 3H), 0.97 (t, J=7.3 Hz, 3H).
		white solid

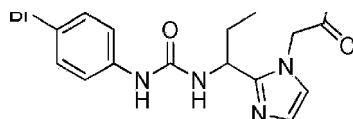
Example 4

Compound 16

[2-(1-[(4-Bromophenyl)carbamoyl]amino)propyl]-1H-imidazol-1-yl]acetic Acid

[0156]





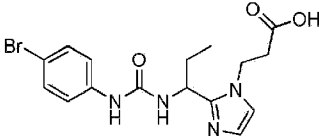
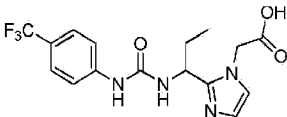
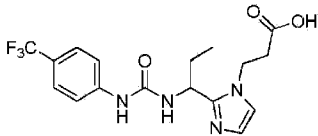
[0157] To a solution of **Compound 2** (99 mg, 0.24 mmol) and 10 mL of ethanol was added 1 mL of 1N NaOH. The mixture was stirred at 25 °C for 3 hours. The resulting reaction was quenched with 10% HCl (1mL), and the product was extracted with EtOAc. The organic layer was washed with water, brine, dried over Na₂SO₄, filtered, and concentrated under reduced pressure. The residue was rinsed four times with acetone : hexanes (1:9) to yield **Compound 16** as a light yellow solid.

¹H NMR (CD₃OD, 300MHz) δ ppm: 7.40 (d, J = 8.2 Hz, 2H), 7.24 - 7.37 (m, 4H), 5.07 - 5.17 (m, 1H), 4.88 - 4.98 (m, 2H), 1.94 - 2.11 (m, 2H), 1.04 (t, J = 7.3 Hz, 3H).

[0158] Compounds **17** through **22** were prepared from the corresponding esters in a similar manner to the procedure described for **Compound 16**. The results are tabulated in **Table 4**.

Table 4

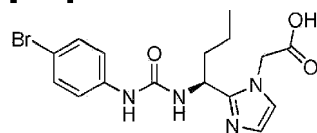
Comp. No	IUPAC name Structure	¹ H NMR δ (ppm), form and optical rotation
17	[2-({[(4-Bromophenyl)carbamoyl]amino}methyl)-1H-imidazol-1-yl]acetic Acid	¹ H NMR (CD ₃ OD, 300MHz) δ: 7.51 (s, 1H), 7.45 (s, 1H), 7.31-7.40 (m, 4H), 5.10 (s, 2H), 4.62 (s, 2H).
		white solid
18	[2-(1-({[(4-Bromophenyl)carbamoyl]amino}ethyl)-1H-imidazol-1-yl]acetic Acid	¹ H NMR (CD ₃ OD, 300MHz) δ: 7.50-7.54 (m, 2H), 7.33-7.40 (m, 2H), 7.24-7.31 (m, 2H), 5.07-5.39 (m, 3H), 1.66 (d, J=7.0 Hz, 3H).
		Off-white solid
19	2-[2-({[(4-Bromophenyl) carbamoyl]amino}methyl)-1H-imidazol-1-yl]propanoic acid	¹ H NMR (CD ₃ OD, 300MHz) δ: 7.73 (d, J=2.1 Hz, 1H), 7.52 (s, 1H), 7.35 (m, 4H), 5.48-5.60 (m, 1H), 4.69 (s, 2H), 1.87 (d, J=7.3 Hz, 3H).
		white solid
20	3-[2-(1-({[(4-Bromophenyl)carbamoyl]amino}propyl)-1H-imidazol-1-yl]propanoic acid	¹ H NMR (CD ₃ OD, 300MHz) δ: 8.60 (s, NH), 7.60 (s, 1H), 7.50 (s, 1H), 7.26 - 7.41 (m, 4H), 6.94 (s, NH), 5.14 (t, J = 7.0 Hz, 1H), 4.70 (dt, J = 14.4, 6.9 Hz, 1H), 4.43 - 4.54 (m, 1H), 3.00 (m, 2H), 2.04 (quin, J = 7.3 Hz, 2H), 1.09 (t, J = 7.3 Hz, 3H).

Comp. No	IUPAC name Structure	¹ H NMR δ (ppm), form and optical rotation
		white solid
21	(2-{1-[(4-(Trifluoromethyl)phenyl)amino]carbonyl}amino)propyl}-1H-imidazol-1-yl)acetic acid	¹ H NMR (CD ₃ OD, 300MHz) δ: 7.50-7.58 (m, 6H), 5.14-5.44 (m, 2H), 5.01 (t, J=7.3 Hz, 1H), 1.96-2.13 (m, 2H), 1.07 (t, J=7.3 Hz, 3H).
		white solid
22	3-(2-{1-[(4-(Trifluoromethyl)phenyl)amino]carbonyl}amino)propyl)-1H-imidazol-1-yl)propanoic acid	¹ H NMR (CD ₃ OD, 300MHz) δ: 7.44-7.65 (m, 6H), 5.11-5.23 (m, 1H), 4.65-4.80 (m, 1 H), 4.50 (dt, J=14.5, 5.9 Hz, 1H), 2.99-3.10 (m, 2H), 2.02-2.14 (m, 2H), 1.05-1.17 (m, 3H).
		white solid

Example 5

Compound 26[2-[(1S)-1-[(4-Bromophenyl)carbamoyl]amino]butyl]-1H-imidazol-1-yl)acetic acid

[0159]



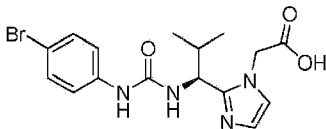
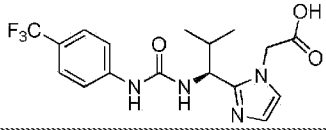
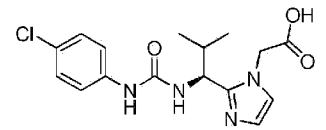
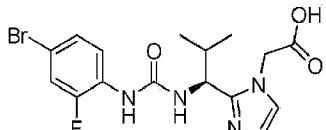
[0160] A solution of **Compound 9** (100 mg, 0.22 mmol) and 10mL of formic acid was stirred at 50 °C for 12 hours. The resulting reaction was quenched with water (10mL), and the product was extracted with EtOAc. The organic layer was washed with water, brine, dried over Na₂SO₄, filtered, and concentrated under reduced pressure. The residue was rinsed two times with acetone:hexane (5:95) to yield **Compound 26** as an off white solid.

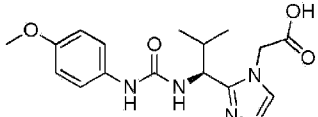
¹H NMR (CD₃OD, 300MHz) δ: 7.46 (s, 1H), 7.44 (s, 1H), 7.33 - 7.39 (m, 2H), 7.25 - 7.31 (m, 2H), 5.13 - 5.27 (m, 1H), 4.96 - 5.11 (m, 2H), 1.90 - 2.04 (m, 2H), 1.32 - 1.64 (m, 2H), 0.99 (t, J = 7.3 Hz, 3H).

[0161] **Compounds 27 and 36 through 39** were prepared from the corresponding ester derivative in a similar manner to

the procedure described in for **Compound 26**. The results are tabulated in **Table 5**.

Table 5

Comp. No	IUPAC name Structure	¹ H NMR δ (ppm), form and optical rotation
27	{2-[(1S)-1-[[[4-Bromophenyl]carbamoyl]amino]-2-methylpropyl]-1H-imidazol-1-yl}acetic acid	¹ H NMR (CD ₃ OD, 300MHz) δ : 7.43 (s, 1H), 7.40 (s, 1H), 7.31 (m, 4H), 5.16 (m, 1H), 4.89 - 5.02 (m, 1H), 4.80 (m, 1H), 3.52 - 3.52 (m, 1H), 2.25 - 2.46 (m, 1H), 1.11 (d, J = 6.7 Hz, 3H), 0.94 (d, J = 6.7 Hz, 3H).
		White solid
36	(2-{[(1S)-2-Methyl-1-[[[4-(trifluoromethyl)phenyl]amino]carbonyl]amino]propyl}-1H-imidazol-1-yl)acetic acid	¹ H NMR (CD ₃ OD, 300MHz) δ : 7.44-7.58 (m, 4H), 7.39 (d, J=1.8 Hz, 1H), 7.36 (s, 1H), 5.01-5.14 (m, 1H), 4.90 (m, 1H), 4.79 (m, 1H), 2.29-2.47 (m, 1H), 1.11 (d, J=6.7 Hz, 3H), 0.95 (d, J=6.7 Hz, 3H).
		white solid [α] _D = +12.2, c=1.00, MeOH
37	{2-[(1S)-1-[[[4-Chlorophenyl]amino]carbonyl]amino]-2-methylpropyl]-1H-imidazol-1-yl}acetic acid	¹ H NMR (CD ₃ OD, 300MHz) δ : 7.41-7.51 (m, 2H), 7.26-7.37 (m, 2H), 7.13-7.24 (m, 2H), 5.14-5.28 (m, 1H), 4.94-5.08 (m, 1H), 4.81 (d, J=8.8 Hz, 1H), 2.26-2.45 (m, 1H), 1.12 (d, J=6.7 Hz, 3H), 0.95 (d, J=6.7 Hz, 3H).
		white solid [α] _D = +16.6, c=0.50, MeOH
38	{2-[(1S)-1-[[[4-bromo-2-fluorophenyl]amino]carbonyl]amino]-2-methylpropyl]-1H-imidazol-1-yl}acetic acid	¹ H NMR (CD ₃ OD, 300MHz) δ : 7.93 (t, J=8.6 Hz, 1H), 7.43-7.53 (m, 2H), 7.32 (dd, J=10.5, 2.1 Hz, 1H), 7.22 (d, J=8.5 Hz, 1H), 5.16-5.30 (m, 1H), 4.98-5.11 (m, 1H), 4.82-4.84 (m, 1H), 2.27-2.45 (m, 1H), 1.08-1.17 (m, 3H), 0.96 (d, J=6.7 Hz, 3H).
		white solid [α] _D = +17.2, c=1.00, MeOH
39	{2-[(1S)-1-[[[4-methoxyphenyl]amino]carbonyl]amino]-2-methylpropyl]-1H-imidazol-1-yl}acetic acid	¹ H NMR (CD ₃ OD, 300MHz) δ : 7.44-7.52 (m, 2H), 7.21 (d, J=8.8 Hz, 2H), 6.80 (d, J=9.1 Hz, 2H), 5.17-5.29 (m, 1H), 4.98-5.10 (m,

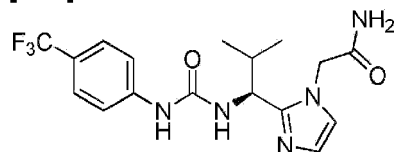
Comp. No	IUPAC name Structure	¹ H NMR δ (ppm), form and optical rotation
		1H), 4.82 (d, J=9.1 Hz, 1H), 3.73 (s, 3H), 2.28-2.44 (m, 1H), 1.12 (d, J=6.7 Hz, 3H), 0.94 (d, J=6.7 Hz, 3H).
		white solid
		[α] _D = +13.4, c=0.50, MeOH

Example 6

Compound 40

2-(2-((1S)-2-methyl-1-[(4-(trifluoromethyl)phenyl]amino)carbonyl)amino) propyl)-1H-imidazol-1-yl)acetamide

[0162]

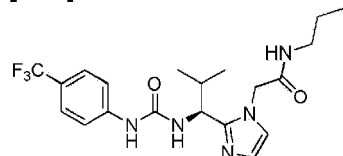


[0163] To a solution of **Compound 36** (50 mg, 0.13 mmol) and 6 mL of anhydrous tetrahydrofuran under argon at -78 °C was added triethylamine (17 mg, 0.17 mmol), and ethyl chloroformate (17 mg, 0.16 mmol). The mixture was stirred at -78 °C for 30 minutes, then ammonia gas was bubbled into the reaction flask for 1 minute. The resulting mixture was stirred at 25 °C for 1 hour. The mixture was quenched with water (1 mL), then extracted with ethyl acetate (20 mL). The layers were separated, and the organic layer was washed with water, brine, dried over Na₂SO₄, filtered, and concentrated under reduced pressure. The resulting product was purified by medium pressure liquid chromatography on silica gel using methanol:dichloromethane (1:9) to yield **Compound 40** as white solid. The physicochemical data for **Compound 40** are shown in Table 6.

Compound 41

2-(2-((1S)-2-methyl-1-[(4-(trifluoromethyl)phenyl]amino)carbonyl)amino) propyl)-1H-imidazol-1-yl)-N-propylacetamide

[0164]



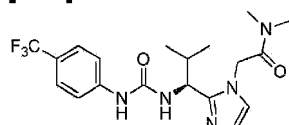
[0165] A solution of **Compound 36** (47 mg, 0.12 mmol), EDC (35 mg, 0.18 mmol), HOBT (255 mg, 0.18 mmol),

propylamine (9 mg, 0.14 mmol), *N*-methylmorpholine (25 mg, 0.24 mmol) and 8 mL of anhydrous dichloromethane was stirred at 25 °C for 12 hours. The mixture was quenched with water (10mL), and the product was extracted with EtOAc. The organic layer was washed with water, brine, dried over Na₂SO₄, filtered, and concentrated under reduced pressure. The resulting product was purified by medium pressure liquid chromatography on silica gel using 100% ethyl acetate to yield **Compound 41** as white solid. The physicochemical data for **Compound 41** are shown in Table 6.

Compound 42

N,N-Dimethyl-2-(2-((1*S*)-2-methyl-1-(((4-(trifluoromethyl)phenyl)amino) carbonyl)amino)propyl)-1H-imidazo-1-yl)acetamide

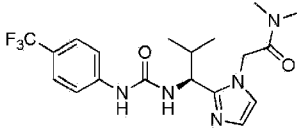
[0166]



[0167] **Compound 42** was prepared from the corresponding acid derivative in a similar manner to the procedure described in for **Compound 41**. The physicochemical data for **Compound 42** are shown in Table 6.

Table 6

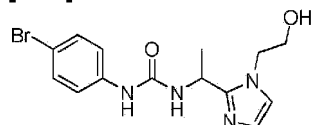
Comp. No	IUPAC name Structure	¹ H NMR δ (ppm), form and optical rotation
40	2-(2-((1<i>S</i>)-2-methyl-1-(((4-(trifluoromethyl)phenyl)amino) carbonyl)amino)propyl)-1H-imidazol-1-yl)acetamide	¹ H NMR (CD ₃ OD, 300MHz) δ: 7.46-7.58 (m, 4H), 7.33 (s, NH), 7.28 (s, 1H), 7.23 (s, 1H), 4.91 - 5.01 (m, 1H), 4.76-4.83 (m, 2H), 2.28-2.44 (m, 1H), 1.10 (d, J=6.4 Hz, 3H), 0.95 (d, J=6.4 Hz, 3H).
		white solid
		[α] _D = +8.1, c=1.00, MeOH
41	2-(2-((1<i>S</i>)-2-methyl-1-(((4-(trifluoromethyl)phenyl)amino) carbonyl)amino)propyl)-1H-imidazol-1-yl)-N-propylacetamide	¹ H NMR (CD ₃ OD, 300MHz) δ: 7.51 (s, 4H), 7.03 (s, 1H), 6.96 (s, 1H), 4.86-4.96 (m, 1H), 4.81 (m, 1H), 4.63 (d, J=8.8 Hz, 1H), 3.07-3.19 (m, 2H), 2.17-2.36 (m, 1H), 1.43-1.57 (m, 2H), 1.06-1.16 (m, 3H), 0.82-0.93 (m, 6H).
		white solid
		[α] _D = +51.3, c=1.00, MeOH
42	N,N-Dimethyl-2-(2-((1<i>S</i>)-2-methyl-1-(((4-(trifluoromethyl)phenyl)amino) carbonyl)amino)propyl)-1H-imidazol-1-yl)acetamide	¹ H NMR (CD ₃ OD, 600MHz) δ: 7.53 (br. s., 4H), 7.01-7.03 (m, 1H), 6.99 (br. s., 1H), 5.07-5.22 (m, 2H), 4.61 (d, J=9.1 Hz, 1H), 3.12 (s, 3H), 2.82 (s, 3H), 1.09 (d, J=6.5 Hz, 3H), 0.92 (d, J=6.5 Hz, 3H).

Comp. No	IUPAC name Structure	¹ H NMR δ (ppm), form and optical rotation
		white solid
		[α] _D = +59.6, c=0.666, MeOH

Example 7

Compound 13**1-(4-Bromophenyl)-3-([1-[1-(2-hydroxyethyl)-1H-imidazo]-2-yl]ethyl)urea**

[0168]



[0169] To a solution of **Compound 5** (150 mg, 0.49 mmol) in a sealed tube and 2 mL of DMF at 25 °C was added potassium carbonate (100 mg, 0.75 mmol) and 2-bromoethanol (0.10 mL, 1.50 mmol). The resulting mixture was stirred at 80°C for 36 hours. The mixture was concentrated to an oil and quenched with water (4 mL), and the product was extracted with ethyl acetate (20 mL). The layers were separated, and the organic layer was washed with water, brine, dried over Na₂SO₄, filtered, and the filtrate was concentrated under reduced pressure. The residue was purified by medium pressure liquid chromatography on silica gel using methanol:dichloromethane (1:9) to yield **Compound 13** as white solid.

¹H NMR (CD₃OD, 300MHz) δ: 7.22-7.40 (m, 4H), 7.08 (s, 1H), 6.92 (s, 1H), 5.19 (m, 1H), 4.21-4.37 (m, 1H), 4.01-4.15 (m, 1H), 3.72-3.89 (m, 2H), 1.54 (d, J=7.0 Hz, 3H).

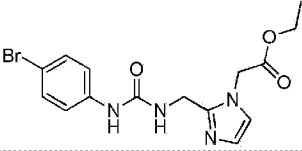
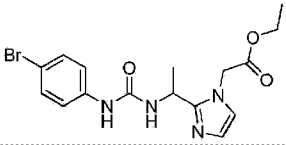
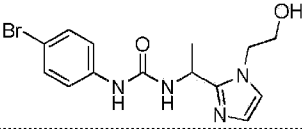
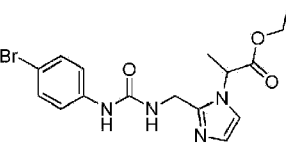
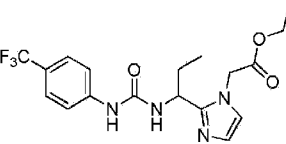
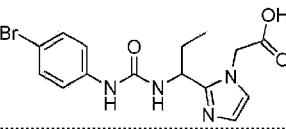
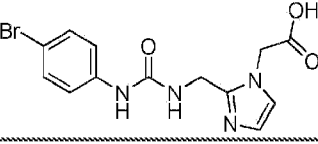
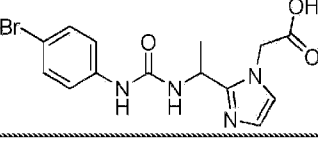
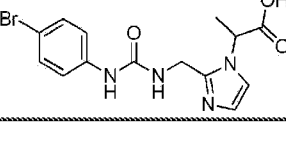
Example 8

Biological Data

[0170] Biological activity of compounds according to Formula I is set forth in **Table 7** below. CHO-Gα16 cells stably expressing FPR2 were cultured in (F12, 10% FBS, 1% PSA, 400 µg/ml geneticin and 50 µg/ml hygromycin). In general, the day before the experiment, 18,000 cells/well were plated in a 384-well clear bottom poly-D-lysine coated plate. The following day the screening compound-induced calcium activity was assayed on the FLIPR^{Tetra}. The drug plates were prepared in 384-well microplates using the EP3 and the MultiPROBE robotic liquid handling systems. Compounds were tested at concentrations ranging from 0.61 to 10,000 nM. Results are expressed as EC₅₀ (nM) and efficacy values.

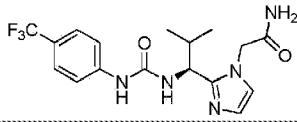
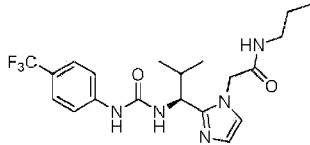
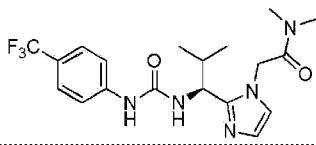
Table 7

Number	IUPAC name	Structure	FPR2 Ga16- CHO EC ₅₀ (%eff)
1	1-(4-Bromophenyl)-3-[1-(1H-imidazol-2-yl)propyl]urea		898 nM (0.87)
2	1-(4-Bromophenyl)-3-[(1S)-1-(1H-imidazol-2-yl)butyl]urea		2071 nM (0.43)
3	1-(4-Bromophenyl)-3-[(1S)-1-(1H-imidazol-2-yl)-2-methylpropyl]urea		46 nM (0.98)
4	1-(4-Bromophenyl)-3-(1H-imidazol-2-ylmethyl)urea		175 nM (0.83)
5	1-(4-Bromophenyl)-3-[1-(1H-imidazol-2-yl)ethyl]urea		401 nM (0.70)
6	1-[1-(1H-imidazol-2-yl)propyl]-3-[4-(trifluoromethyl)phenyl]urea		199 nM (1.01)
7	Ethyl [2-(1-[(4-Bromophenyl)carbamoyl]amino)propyl]-1H-imidazol-1-yl]acetate		439 nM (0.81)
8	Ethyl {2-[(1S)-1-[(4-bromophenyl)carbamoyl]amino]butyl}-1H-imidazol-1-yl]acetate		1091 nM (0.80)
9	tert-Butyl {2-[(1S)-1-[(4-Bromophenyl)carbamoyl]amino]butyl}-1H-imidazol-1-yl]acetate		1288 nM (0.09)
10	tert-Butyl {2-[(1S)-1-[(4-Bromophenyl)carbamoyl]amino]-2-methylpropyl}-1H-imidazol-1-yl]acetate		1107 nm (0.86)

Number	IUPAC name	Structure	FPR2 Ga16- CHO EC ₅₀ (%eff)
11	Ethyl [2-({[(4-Bromophenyl)carbamoyl]amino}methyl)-1H-imidazol-1-yl]acetate		400 nM (0.72)
12	Ethyl [2-(1-{{[(4-Bromophenyl)carbamoyl]amino}ethyl]-1H-imidazol-1-yl]acetate		>2000 nM (0.43)
13	1-(4-Bromophenyl)-3-{1-[1-(2-hydroxyethyl)-1H-imidazol-2-yl]ethyl}urea		200 nM (0.87)
14	Ethyl 2-[2-({[(4-Bromophenyl)carbamoyl]amino}methyl)-1H-imidazol-1-yl]propanoate		584 nM (0.76)
15	Ethyl {2-[1-({[(4-(trifluoromethyl)phenyl)carbamoyl]amino}propyl)-1H-imidazol-1-yl]acetate		332 nM (0.90)
16	[2-(1-{{[(4-Bromophenyl)carbamoyl]amino}propyl)-1H-imidazol-1-yl]acetic acid		47 nM (0.85)
17	[2-({[(4-Bromophenyl)carbamoyl]amino}methyl)-1H-imidazol-1-yl]acetic acid		3281 nM (0.72)
18	[2-(1-{{[(4-Bromophenyl)carbamoyl]amino}ethyl)-1H-imidazol-1-yl]acetic acid		30 nM (0.94)
19	2-[2-({[(4-Bromophenyl)carbamoyl]amino}methyl)-1H-imidazol-1-yl]propanoic acid		270 nM (0.77)

Number	IUPAC name	Structure	FPR2 Ga16- CHO EC ₅₀ (%eff)
20	3-[2-(1-((4-Bromophenyl)carbamoyl)amino)propyl]-1H-imidazol-1-yl]propanoic acid		42 nM (1.12)
21	{2-[1-((4-(Trifluoromethyl)phenyl)carbamoyl)amino)propyl]-1H-imidazol-1-yl}acetic acid		6.6 nM (0.99)
22	3-{2-[1-((4-(Trifluoromethyl)phenyl)carbamoyl)amino)propyl]-1H-imidazol-1-yl}propanoic acid		23 nM (0.91)
23	Ethyl 3-[2-(1-((4-Bromophenyl)carbamoyl)amino)propyl]-1H-imidazol-1-yl]propanoate		1212 nM (0.96)
24	Ethyl 3-[2-(1-((4-Bromophenyl)carbamoyl)amino)ethyl]-1H-imidazol-1-yl]propanoate		734 nM (0.31)
25	Ethyl 3-{2-[1-((4-(trifluoromethyl)phenyl)carbamoyl)amino)propyl]-1H-imidazol-1-yl}propanoate		1106 nM (0.93)
26	{2-[(1S)-1-((4-Bromophenyl)carbamoyl)amino]butyl]-1H-imidazol-1-yl}acetic acid		173 nM (0.75)
27	{2-[(1S)-1-((4-Bromophenyl)carbamoyl)amino]-2-methylpropyl]-1H-imidazol-1-yl}acetic acid		46 nM (0.95)
28	1-[(1S)-1-(1H-imidazol-2-yl)-2-methyl propyl]-3-[4-(trifluoromethyl)phenyl] urea		4 nM (1.05)
29	1-(4-Chlorophenyl)-3-[(1S)-1-(1H-imidazol-2-yl)-2-methylpropyl] urea		9 nM (0.96)

Number	IUPAC name	Structure	FPR2 Ga16- CHO EC ₅₀ (%eff)
30	1-(4-Bromo-2-fluorophenyl)-3-[(1S)-1-(1H-imidazol-2-yl)-2-methyl propyl] urea		8 nM (0.87)
31	1-[(1S)-1-(1H-imidazol-2-yl)-2-methyl propyl]-3-(4-methoxyphenyl) urea		109 nM (1.24)
32	tert-Butyl (2-[(1S)-2-methyl-1-[(4-(trifluoromethyl)phenyl) amino] carbonyl] amino]propyl)-1H-imidazol-1-yl)acetate urea		ND
33	tert-Butyl {2-[(1S)-1-([(4-chlorophenyl)amino]carbonyl)amino]-2-methylpropyl]-1H-imidazol-1-yl}acetate		361 nM (0.77)
34	tert-Butyl {2-[(1S)-1-([(4-bromo-2-fluorophenyl)amino]carbonyl)amino]-2-methylpropyl]-1H-imidazol-1-yl}acetate		855 nM (0.87)
35	tert-Butyl {2-[(1S)-1-([(4-methoxyphenyl)amino]carbonyl)amino]-2-methylpropyl]-1H-imidazol-1-yl}acetate		139 nM (0.78)
36	(2-[(1S)-2-Methyl-1-([(4-(trifluoromethyl)phenyl)amino]carbonyl)amino]propyl)-1H-imidazol-1-yl)acetic acid		3 nM (1.00)
37	{2-[(1S)-1-([(4-Chlorophenyl)amino]carbonyl)amino]-2-methylpropyl]-1H-imidazol-1-yl}acetic acid		40 nM (0.95)
38	{2-[(1S)-1-([(4-bromo-2-fluorophenyl)amino]carbonyl)amino]-2-methylpropyl]-1H-imidazol-1-yl}acetic acid		14 nM (1.21)
39	{2-[(1S)-1-([(4-methoxyphenyl)amino]carbonyl)amino]-2-methylpropyl]-1H-imidazol-1-yl}acetic acid		106 nM (0.85)

Number	IUPAC name	Structure	FPR2 Ga16- CHO EC ₅₀ (%eff)
40	2-(2-((1S)-2-methyl-1-(((4-(trifluoromethyl)phenyl)amino)carbonyl)amino)propyl)-1H-imidazol-1-yl)acetamide		43 nM (0.96)
41	2-(2-((1S)-2-methyl-1-(((4-(trifluoromethyl)phenyl)amino)carbonyl)amino)propyl)-1H-imidazol-1-yl)-N-propyl acetamide		206 nM (1.01)
42	N,N-Dimethyl-2-(2-((1S)-2-methyl-1-(((4-(trifluoromethyl)phenyl)amino)carbonyl)amino)propyl)-1H-imidazol-1-yl)acetamide		277 nM (0.96)
ND: Not determined			

REFERENCES CITED IN THE DESCRIPTION

This list of references cited by the applicant is for the reader's convenience only. It does not form part of the European patent document. Even though great care has been taken in compiling the references, errors or omissions cannot be excluded and the EPO disclaims all liability in this regard.

Patent documents cited in the description

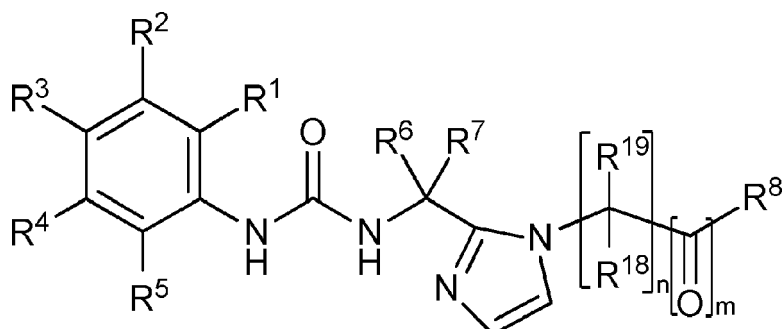
- [FR2533210 \[0015\]](#)
- [WO2005047899A \[0016\]](#)
- [US20130109866A \[0017\]](#)

Non-patent literature cited in the description

- CHIANG NSERHAN CNDAHLEN, SDRAZEN JMHAY DWPROVATI ESHIMIZU TYOKOMIZO TBRINK, CThe lipoxin receptor ALX: Potent ligand-specific and stereoselective actions in vivoPharmacological Reviews, 2006, vol. 58, 463-519 [0002] [0003]
- DUFTON NPERRETTI MTherapeutic anti-inflammatory potential of formyl peptide receptor agonistsPharmacology & Therapeutics, 2010, vol. 127, 175-188 [0004]
- DUFTON NHANNON RBRANCALEONE VDALLI JPATEL HBGRAY M, D'AQUISTO FBUCKINGHAM JCPERRETTI MFLOWER RJAAnti-inflammatory role of the murine formyl-peptide receptor 2: Ligand-specific effects on leukocyte responses and experimental inflammationJournal of Immunology, 2010, vol. 184, 2611-2619 [0005]
- GAVINS FNEHUGHES ELBUSS NAPSHOLLOWAY PMGETTING SJBUCKINGHAM JCLeukocyte recruitment in the brain in sepsis: involvement of the annexin1 FPR2/ALX anti-inflammatory systemFASEB, 2012, vol. 26, 1-

13 [0005] [0006]

- **MADERNA PCOTTELL DCTOIVONEN TDUFTON NDALLI JPERRETTI MGODSON CFPR2/ALX** receptor expression and internalization are critical for lipoxin A4 and annexin-derived peptide-stimulated phagocytosis *FASEB*, 2010, vol. 24, 4240-4249 [0006]
- **REVILLE KCREAM JKVIVERS SDRANSFIELD IGODSON CLipoxin A4** redistributes Myosin IIA and Cdc42 in macrophages: Implications for phagocytosis of apoptotic leukocytes *Journal of Immunology*, 2006, vol. 176, 1878-1888 [0006]
- **SERHAN C** Resolution phase of inflammation: Novel endogenous anti-inflammatory and proresolving lipid mediators and pathways *Annual reviews of Immunology*, 2007, vol. 25, 101-137 [0008]
- **MEDEIROS RRODRIGUES GBFIGUEIREDO CPRODRIGUES EBGRUMMAN A JRMENEZES-DE-LIMA O JRPAASSOS GFCALIXTO JBM** Molecular mechanisms of topical anti-inflammatory effects of lipoxin A(4) in endotoxin-induced uveitis *Molecular Pharmacology*, 2008, vol. 74, 154-161 [0008]
- **GRONERT KMAHESHWARI NKHAN NHASSAN IRDUNN MSCHWARTZMANN MLA** role for the mouse 12/15-lipoxygenase pathways in promoting epithelial wound healing and host defense *Journal of Biological Chemistry*, 2005, vol. 280, 15267-15278 [0008]
- **GRONERT K** Lipoxins in the eye and their role in wound healing *Prostaglandins, Leukotrienes and Essential fatty Acids*, 2005, vol. 73, 221-229 [0008]
- **TAKANO T FIORE SMADDOX JFBRADY HRPETASIS NASERHAN CNA** Aspirin-triggered 15-epi-lipoxin A4 and LXA4 stable analogues are potent inhibitors of acute inflammation: evidence for anti-inflammatory receptors *Journal of Experimental Medicine*, 1997, vol. 185, 1693-1704 [0008]
- **LEONI GALAM ANEUMANN PALAMBETH JDCHENG GMCCOY JHILGARTH RSKUNDU KMURTHY NKUSTERS D** Annexin A1, formyl peptide receptor, and NOX1 orchestrate epithelial repair *Journal of Clinical Investigation*, 2013, vol. 123, 443-54 [0008]
- **LEEDOM ASULLIVAN ABDONG BLAU DGRONERT K** Endogenous LXA4 circuits are determinants of pathological angiogenesis in response to chronic injury *American Journal of Pathology*, 2010, vol. 176, 74-84 [0008]
- **TSURUKI T TAKAHATA KYOSHIKAWA M** Mechanism of the protective effect of intraperitoneally administered agonists for formyl peptide receptors against chemotherapy-induced alopecia *Biosci Biotechnology Biochemistry*, 2007, vol. 71, 1198-202 [0008]
- **YAMASAKI KDI NARDO ABARDAN AMURAKAMI MOHTAKE TCODA ADORSCHNER RABONNART C** Descargues Phovnanian A Increased serine protease activity and cathelicidin promotes skin inflammation in rosacea *Nature Medicine*, 2007, vol. 13, 975-80 [0010]
- *Journal of Combinatorial Chemistry*, 2007, vol. 9, 3370-385 [0012]
- *Helvetica Chimica Acta*, 1998, vol. 81, 71254-1263 [0013]
- *Yingyong Huaxue*, 1990, vol. 7, 11-9 [0014]
- *Handbook of Pharmaceutical Salts* Verlag Helvetica Chimica Acta 20020000329-345 [0068]
- *Pure and Applied Chemistry*, 1976, vol. 45, 11-13 [0069]
- **PERRETTI, MAURO et al.** *Pharmacology & Therapeutics*, 2010, vol. 127, 175-188 [0075]

Patentkrav**1. Forbindelse med formel I:**

Formel I

5

hvor:

- hver R^1 , R^2 , R^4 og R^5 er valgt uafhængigt fra H, ikke-substitueret eller substitueret C_{1-8} -alkyl, ikke-substitueret eller substitueret C_{3-8} -cycloalkyl, ikke-substitueret eller substitueret heterocykel, ikke-substitueret eller substitueret C_{6-10} -aryl, ikke-substitueret eller substitueret C_{3-8} -cycloalkenyl, halogen, $-S(O)_2NR^{10}R^{11}$, $-NR^{12}R^{13}$, $-S(O)_pR^{14}$, $-C(O)R^{15}$, $-SR^{16}$ og $-OR^{16}$; hvor hver nævnte alkylsubstituent er valgt uafhængigt fra en eller flere R^{20} ; hver nævnte cycloalkylsubstituent er valgt uafhængigt fra en eller flere R^{21} ; hver nævnte heterocykelsubstituent er valgt uafhængigt fra en eller flere R^{22} ; hver nævnte arylsubstituent er valgt uafhængigt fra en eller flere R^{23} ; og hver nævnte cycloalkenylsubstituent er valgt uafhængigt fra en eller flere R^{24} ;
- R^3 er ikke-substitueret eller substitueret C_{1-8} -alkyl, ikke-substitueret eller substitueret C_{3-8} -cycloalkyl, ikke-substitueret eller substitueret C_{6-10} -aryl, ikke-substitueret eller substitueret C_{3-8} -cycloalkenyl, halogen, $-S(O)_2NR^{10}R^{11}$, $-NR^{12}R^{13}$, $-S(O)_pR^{14}$, $-C(O)R^{15}$, $-SR^{16}$ eller $-OR^{17}$; hvor nævnte alkylsubstituent er valgt fra en eller flere R^{20} ; nævnte cycloalkylsubstituent er valgt fra en eller flere R^{21} ; nævnte heterocykelsubstituent er valgt fra en eller flere R^{22} ; nævnte arylsubstituent er valgt fra en eller flere R^{23} ; og nævnte cycloalkenylsubstituent er valgt fra en eller flere R^{24} ;
- R^6 er H, eller ikke-substitueret eller substitueret C_{1-8} -alkyl, hvor nævnte alkylsubstituent er valgt fra en eller flere R^{25} ;

- R⁷ er H, eller ikke-substitueret eller substitueret C₁₋₈-alkyl, hvor nævnte alkylsubstituent er valgt fra en eller flere R²⁵;
- R⁸ er valgt fra H, OR⁹, NR¹⁰R¹¹, sulfonat, sulfonsyre, phosphonat, phosphonsyre, phosphorsyre og ikke-substitueret eller substitueret heterocykel, hvor nævnte heterocykel er valgt fra tetrazol, imidazol, thiazol, oxazol, triazol, thiophen, pyrazol, pyrol; og hvor nævnte heterocykelsubstituent er valgt fra ikke-substitueret og substitueret C₁₋₈-alkyl, hvor nævnte alkylsubstituent er valgt fra OH og halogen;
- R⁹ er H eller ikke-substitueret eller substitueret C₁₋₈-alkyl, hvor nævnte alkylsubstituent er valgt fra OH, halogen, -OC₁₋₈-alkyl og -(OC₁₋₈-alkylen)_q-OC₁₋₈-alkyl;
- hver R¹⁰ er uafhængigt H eller ikke-substitueret C₁₋₈-alkyl, eller sammen med R¹¹ danner en ikke-substitueret heterocyklisk ring;
- hver R¹¹ er uafhængigt H eller ikke-substitueret C₁₋₈-alkyl, eller sammen med R¹⁰ danner en ikke-substitueret heterocyklisk ring;
- hver R¹² er uafhængigt H eller ikke-substitueret C₁₋₈-alkyl;
- hver R¹³ er uafhængigt H eller ikke-substitueret C₁₋₈-alkyl;
- hver R¹⁴ er uafhængigt OH eller ikke-substitueret C₁₋₈-alkyl;
- hver R¹⁵ er uafhængigt H, ikke-substitueret C₁₋₈-alkyl, ikke-substitueret C₃₋₈-cycloalkyl, ikke-substitueret heterocykel, ikke-substitueret C₆₋₁₀-aryl eller ikke-substitueret C₃₋₈-cycloalkenyl;
- hver R¹⁶ er uafhængigt H, ikke-substitueret C₁₋₈-alkyl, ikke-substitueret C₃₋₈-cycloalkyl, ikke-substitueret heterocykel, ikke-substitueret C₆₋₁₀-aryl eller ikke-substitueret C₃₋₈-cycloalkenyl;
- R¹⁷ er H, ikke-substitueret C₁₋₈-alkyl, ikke-substitueret C₃₋₈-cycloalkyl, ikke-substitueret heterocykel, ikke-substitueret C₆₋₁₀-aryl eller ikke-substitueret C₃₋₈-cycloalkenyl;
- hver R¹⁸ er uafhængigt H, ikke-substitueret C₁₋₈-alkyl, -CH₂-(C₃₋₈-cycloalkyl), -CH₂-(C₃₋₈-cycloalkenyl) eller benzyl;
- hver R¹⁹ er uafhængigt H, ikke-substitueret C₁₋₈-alkyl, -CH₂-(C₃₋₈-cycloalkyl), -CH₂-(C₃₋₈-cycloalkenyl) eller benzyl;
- hver R²⁰ er valgt uafhængigt fra halogen, -OH, -CN, nitro, ether, thioether, ikke-substitueret C₃₋₈-cycloalkyl, ikke-substitueret C₆₋₁₀-aryl, ikke-substitueret heterocykel, ester, aldehyd, keton, carboxylsyre, amid, sulfonamid, sulfonsyre, phosphonsyre og phosphorsyre;

- hver R^{21} , R^{22} , R^{23} og R^{24} er valgt uafhængigt fra halogen, -OH, -CN, amino, nitro, ether, thioether, ikke-substitueret C_{1-8} -alkyl, ikke-substitueret C_{3-8} -cycloalkyl, ikke-substitueret C_{6-10} -aryl, ikke-substitueret heterocykel, ester, aldehyd, keton, carboxylsyre, amid, sulfonamid, sulfonsyre, phosphorsyre og phosphorsyre;
- hver R^{25} er valgt uafhængigt fra halogen, hydroxyl, amino, ether, thioether, ikke-substitueret C_{3-8} -cycloalkyl, ikke-substitueret C_{3-8} -cycloalkenyl, ikke-substitueret C_{6-10} -aryl, ikke-substitueret heterocykel, carboxylsyre, amid, sulfonsyre, phosphorsyre og phosphorsyre;
- m er 0 eller 1;
- n er 0, 1, 2, 3, 4, 5, 6, 7 eller 8;
- hvert p er uafhængigt 1 eller 2; og
- q er 1, 2, 3, 4, 5 eller 6;
- eller en tautomer deraf;
- eller farmaceutisk acceptabelt salt af en hvilken som helst af de ovennævnte; forudsat at:
- (a) når m er 1, så er n ikke 0;
 - (b) når m er 1, så er R^8 OR⁹ eller NR¹⁰R¹¹;
 - (c) når m er 0 og n er 0, så er R^8 H; og
 - (d) når m er 0, og n ikke er 0, så er R^8 ikke H.

2. Forbindelse ifølge krav 1, hvor:

- hver R^1 , R^2 , R^4 og R^5 er valgt uafhængigt fra H, ikke-substitueret eller substitueret C_{1-8} -alkyl, og halogen; hvor hver nævnte alkylsubstituent er valgt uafhængigt fra en eller flere R^{20} ;
- R^3 er ikke-substitueret eller substitueret C_{1-8} alkyl, halogen eller -OR¹⁷;
- hvor nævnte alkyl substituent er valgt fra en eller flere R^{20} ;
- R^6 er H, ikke-substitueret eller substitueret C_{1-8} -alkyl, hvor nævnte alkyl-substituent er valgt fra en eller flere R^{25} ;
- R^7 er H, ikke-substitueret eller substitueret C_{1-8} -alkyl, hvor nævnte alkyl-substituent er valgt fra en eller flere R^{25} ;
- R^8 er valgt fra H, OR⁹, NR¹⁰R¹¹, sulfonat, sulfonsyre, phosphonat, phosphorsyre, phosphorsyre og ikke-substitueret eller substitueret heterocykel, hvor nævnte heterocykel er valgt fra tetrazol, imidazol, thiazol, oxazol, triazol, thiophen, pyrazol, pyrol; og hvor nævnte

- heterocykelsubstituent er valgt fra ikke-substitueret og substitueret C₁₋₈-alkyl, hvor nævnte alkylsubstituent er valgt fra OH og halogen;
 R⁹ er H eller ikke-substitueret eller substitueret C₁₋₈-alkyl, hvor nævnte alkylsubstituent er valgt fra OH, halogen, -OC₁₋₈-alkyl og -(OC₁₋₃-alkylen)_q-
- 5 OC₁₋₃-alkyl;
 R¹⁰ er H eller ikke-substitueret C₁₋₈-alkyl;
 R¹¹ er H eller ikke-substitueret C₁₋₈-alkyl;
 R¹⁷ er H eller ikke-substitueret C₁₋₈-alkyl;
 hver R¹⁸ er H eller ikke-substitueret C₁₋₈-alkyl;
- 10 hver R¹⁹ er H eller ikke-substitueret C₁₋₈-alkyl;
 hver R²⁰ er valgt uafhængigt fra halogen, -OH, -CN, , nitro, ether, thioether, ikke-substitueret C₃₋₈-cycloalkyl, ikke-substitueret C₆₋₁₀-aryl, ikke-substitueret heterocykel, ester, aldehyd, keton, carboxylsyre, amid, sulfonamid, sulfonsyre, phosphorsyre og phosphorsyre;
- 15 hver R²⁵ er valgt uafhængigt fra halogen, hydroxyl, amino, ether, thioether, ikke-substitueret C₃₋₈-cycloalkyl, ikke-substitueret C₃₋₈-cycloalkenyl, ikke-substitueret C₆₋₁₀-aryl, ikke-substitueret heterocykel, carboxylsyre og amid;
 m er 0 eller 1;
 n er 0, 1 eller 2; og
- 20 q er 1, 2, 3, 4, 5 eller 6;
 eller en tautomer deraf;
 eller farmaceutisk acceptabelt salt af en hvilken som helst af de ovennævnte.
- 25 **3.** Forbindelse ifølge krav 1, hvor:
 R¹ er H eller halogen;
 R² er H;
 R³ er C₁₋₃-haloalkyl, halogen eller -OR¹⁷;
 R⁴ er H;
- 30 R⁵ er H eller halogen;
 R⁶ er H eller ikke-substitueret C₁₋₃-alkyl;
 R⁷ er H;
 R⁸ er valgt fra H, OR⁹, NR¹⁰R¹¹, sulfonat, sulfonsyre, phosphonat, phosphorsyre, phosphorsyre og ikke-substitueret eller substitueret
- 35 heterocykel, hvor nævnte heterocykel er valgt fra tetrazol, imidazol,

- thiazol, oxazol, triazol, thiophen, pyrazol, pyrol; og hvor nævnte heterocykelsubstituent er valgt fra ikke-substitueret og substitueret C₁₋₈-alkyl, hvor nævnte alkylsubstituent er valgt fra OH og halogen;
 R⁹ er H eller ikke-substitueret C₁₋₄-alkyl;
 5 R¹⁰ er H eller ikke-substitueret C₁₋₃-alkyl;
 R¹¹ er H eller ikke-substitueret C₁₋₃-alkyl;
 R¹⁷ er ikke-substitueret C₁₋₃-alkyl;
 hver R¹⁸ er H eller ikke-substitueret C₁₋₃-alkyl;
 hver R¹⁹ er H;
 10 m er 0 eller 1; og
 n er 0, 1 eller 2;
 eller en tautomer deraf;
 eller farmaceutisk acceptabelt salt af en hvilken som helst af de ovennævnte.
- 15 **4.** Forbindelse ifølge krav 3, hvor R⁸ er valgt fra H, OR⁹ og NR¹⁰R¹¹.
- 5.** Forbindelse ifølge krav 1, hvor:
 m er 0;
 20 n er 0; og
 R⁸ er H.
- 6.** Forbindelse ifølge krav 1, hvor:
 m er 1;
 25 n er 1;
 R⁸ er OR⁹, hvor R⁹ er H eller ikke-substitueret C₁₋₈-alkyl;
 R¹⁸ er H eller ikke-substitueret C₁₋₈-alkyl; og
 R¹⁹ er H.
- 30 **7.** Forbindelse ifølge krav 1, hvor:
 m er 1;
 n er 2;
 R⁸ er NR¹⁰R¹¹, hvor R¹⁰ er H eller ikke-substitueret C₁₋₈-alkyl, og R¹¹ er H eller ikke-substitueret eller substitueret C₁₋₈-alkyl;
 35 hver R¹⁸ er H; og

hver R^{19} er H.

8. Forbindelse ifølge krav 1, hvor:

m er 1;

5 n er 2;

R^8 er OR^9 , hvor R^9 er H eller ikke-substitueret C_{1-8} -alkyl;

hver R^{18} er H; og

hver R^{19} er H.

10 **9.** Forbindelse ifølge krav 1, hvor:

m er 0;

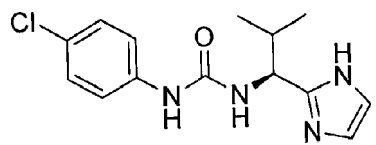
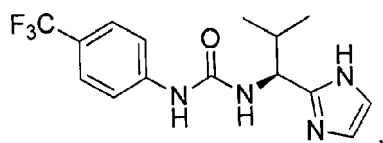
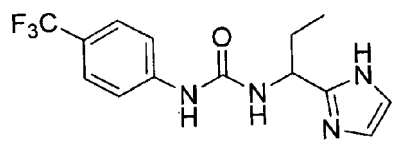
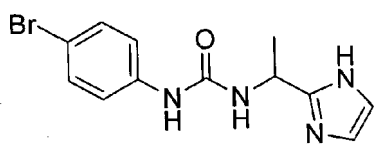
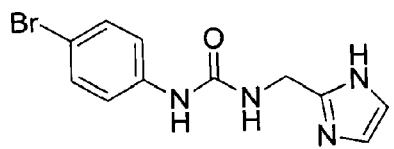
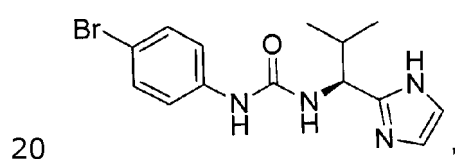
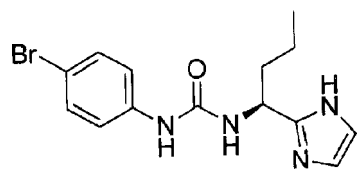
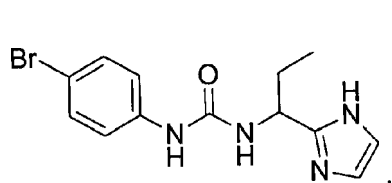
n er 2;

R^8 er OR^9 , hvor R^9 er H;

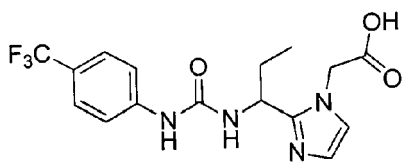
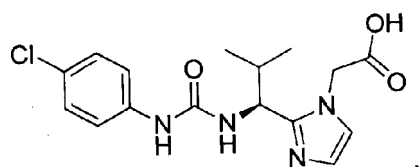
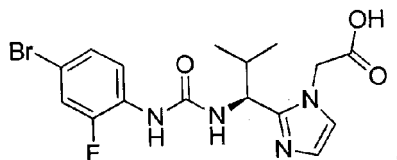
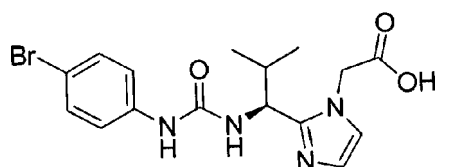
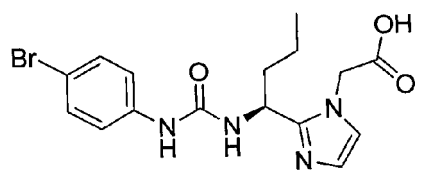
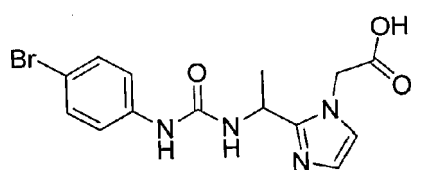
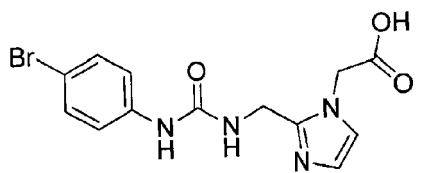
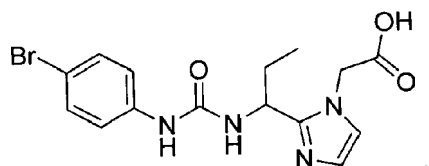
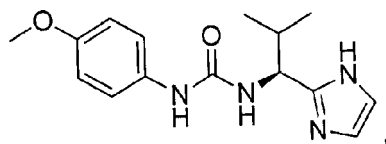
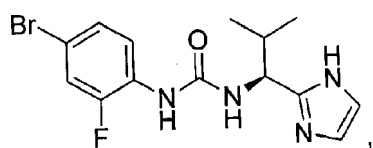
hver R^{18} er H; og

15 hver R^{19} er H.

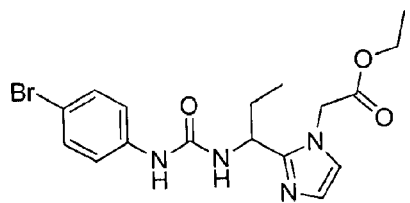
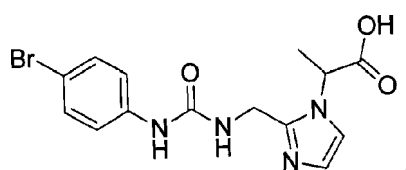
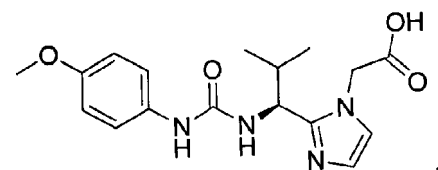
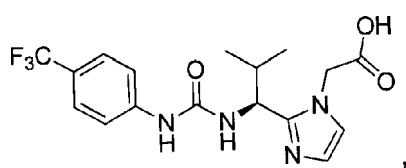
10. Forbindelse ifølge krav 1, valgt fra:



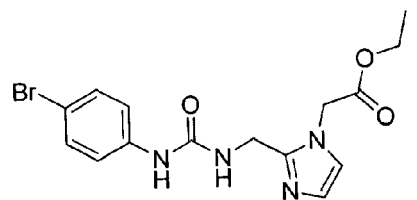
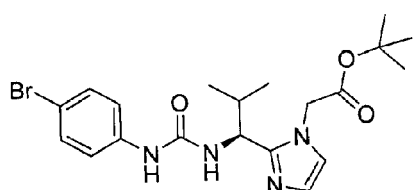
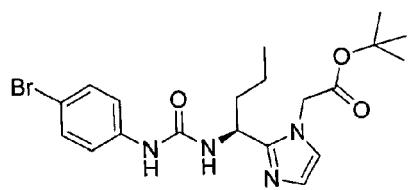
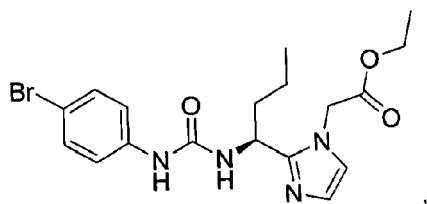
7



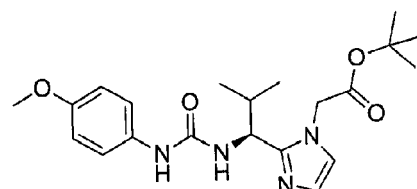
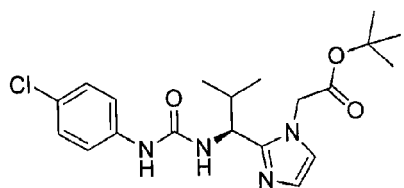
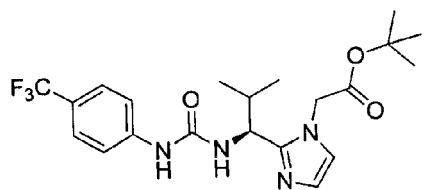
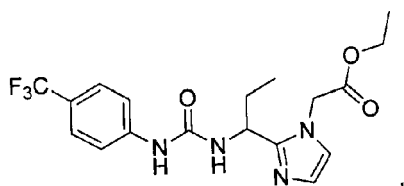
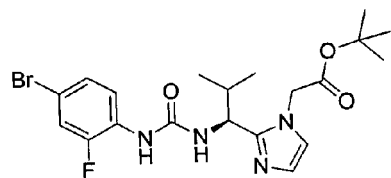
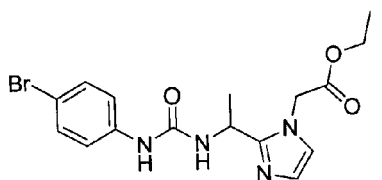
10



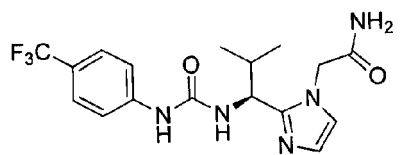
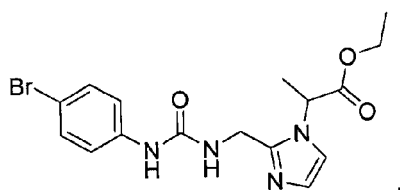
8



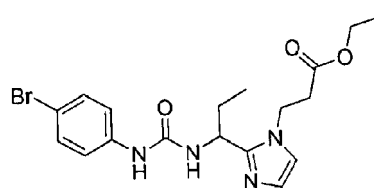
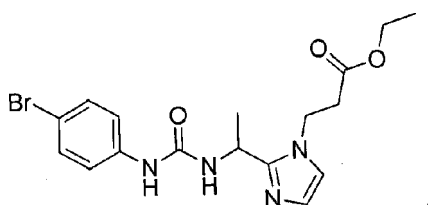
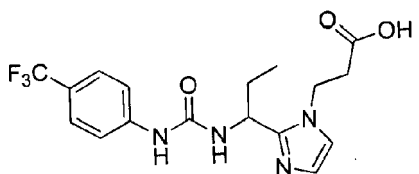
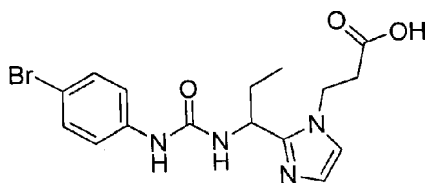
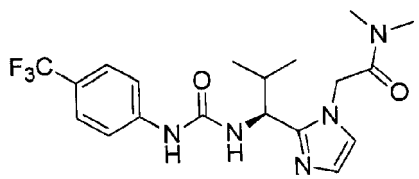
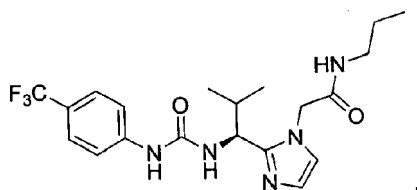
5



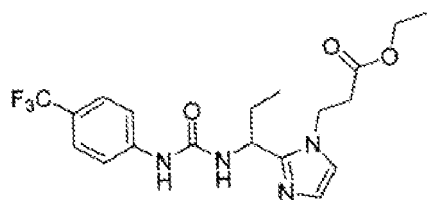
10



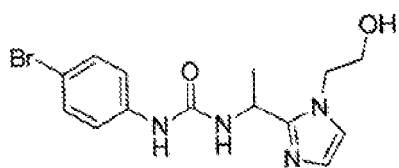
9



5



og



;

og tautomerer deraf;

og farmaceutisk acceptable salte af ovennævnte.

10

11. Farmaceutisk sammensætning omfattende som aktivt indholdsstof en terapeutisk effektiv mængde af en forbindelse ifølge krav 1 og en farmaceutisk acceptabel adjuvans, diluent eller bærer.

15 **12.** Farmaceutisk sammensætning ifølge krav 11, omfattende som aktivt indholdsstof en terapeutisk effektiv mængde af en forbindelse ifølge krav 10.

13. Forbindelse ifølge krav 1 eller farmaceutisk sammensætning ifølge krav 11 til anvendelse i en fremgangsmåde til behandling af en inflammatorisk sygdom eller
20 tilstand hos et individ, som har behov derfor, hvor fremgangsmåden omfatter indgivelse af en terapeutisk effektiv mængde af forbindelsen eller den

farmaceutiske sammensætning til individet, for derved at behandle sygdommen eller tilstanden.

- 14.** Forbindelse ifølge krav 1 eller farmaceutisk sammensætning ifølge krav 11 til
5 anvendelse ifølge krav 13, hvor den inflammatoriske sygdom eller tilstand er valgt fra (a) tørre øjne og postoperativ inflammation, eller (b) psoriasis og rosacea.

- 15.** Forbindelse ifølge krav 1 eller farmaceutisk sammensætning ifølge krav 11 til anvendelse ifølge krav 13, hvor individet er et menneske.