



US00D675665S

(12) **United States Design Patent**  
**Faber et al.**

(10) **Patent No.:** **US D675,665 S**

(45) **Date of Patent:** **\*\* Feb. 5, 2013**

(54) **LENS AND FRAME**

(76) Inventors: **Sylvain Faber**, Miami, FL (US);  
**Philippe Etebarian**, Miami, FL (US);  
**Jeremy Andre**, Miami, FL (US)

(\*\*) **Term:** **14 Years**

(21) **Appl. No.:** **29/400,682**

(22) **Filed:** **Aug. 31, 2011**

(51) **LOC (9) Cl.** ..... **16-06**

(52) **U.S. Cl.** ..... **D16/326; D16/306; D16/309;**  
**D16/308**

(58) **Field of Classification Search** ..... **D16/101,**  
**D16/300-342, 900; D29/109-110; D24/110.2;**  
**351/41, 44, 51-52, 62, 158, 92, 103-123,**  
**351/140, 153, 45-46; 2/426-432, 447-449,**  
**2/441, 434-437, 13, 15; D21/483, 659-661**  
See application file for complete search history.

(56) **References Cited**

**U.S. PATENT DOCUMENTS**

D115,877 S	7/1939	Bouchard	
D135,992 S	7/1943	Pomeranz	
D220,289 S *	3/1971	Mitchell	D16/320
3,967,885 A *	7/1976	Byler	351/46
D245,781 S *	9/1977	Burkhardt et al.	D16/320
D268,766 S *	4/1983	Lewis	D16/306
D273,684 S	5/1984	Dianitsch	
D274,533 S	7/1984	Dianitsch	
D279,904 S	7/1985	Pulie	
D290,465 S	6/1987	Levoy	
D292,985 S	12/1987	Hanagata	
D295,052 S	4/1988	Matthias	
D302,559 S	8/1989	Samuel	
4,969,472 A *	11/1990	Langley et al.	128/858

D320,802 S	10/1991	Ishii	
5,485,227 A *	1/1996	Lin	351/46
5,712,697 A *	1/1998	Walton	351/47
D427,622 S *	7/2000	Conway	D16/326
D430,180 S *	8/2000	Atkins	D16/101
D480,102 S *	9/2003	Bertieri	D16/330
D548,265 S *	8/2007	Lane et al.	D16/301
D549,764 S *	8/2007	Teng	D16/326
D588,626 S	3/2009	Markovitz	
D616,918 S	6/2010	Rohrbach	
D630,674 S *	1/2011	Markovitz	D16/326
D633,939 S *	3/2011	Puentes et al.	D16/326
D640,312 S	6/2011	Lombardo et al.	
D659,182 S *	5/2012	Shin et al.	D16/326
D668,698 S	10/2012	Faber	
D668,705 S	10/2012	Faber	
D669,925 S	10/2012	Faber	

\* cited by examiner

*Primary Examiner* — Raphael Barkai  
(74) *Attorney, Agent, or Firm* — Malloy & Malloy, P.L.

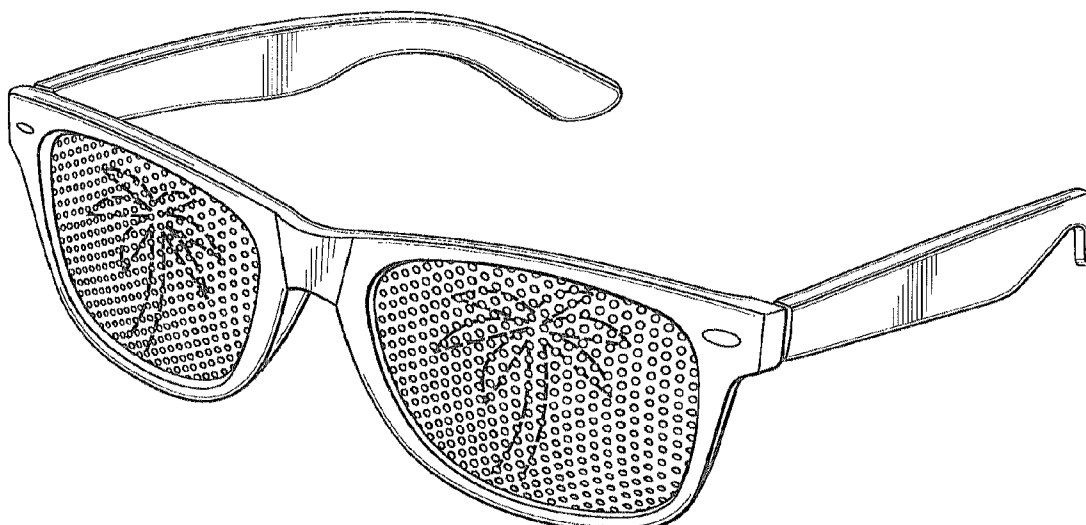
(57) **CLAIM**

The ornamental design for lens and frame, as shown and described.

**DESCRIPTION**

FIG. 1 is a front perspective view illustrating my design for lens and frame;  
FIG. 2 is a front view thereof;  
FIG. 3 is a left side view thereof;  
FIG. 4 is a top view thereof;  
FIG. 5 is a right side view thereof;  
FIG. 6 is a rear view thereof; and,  
FIG. 7 is a bottom view thereof.

**1 Claim, 6 Drawing Sheets**



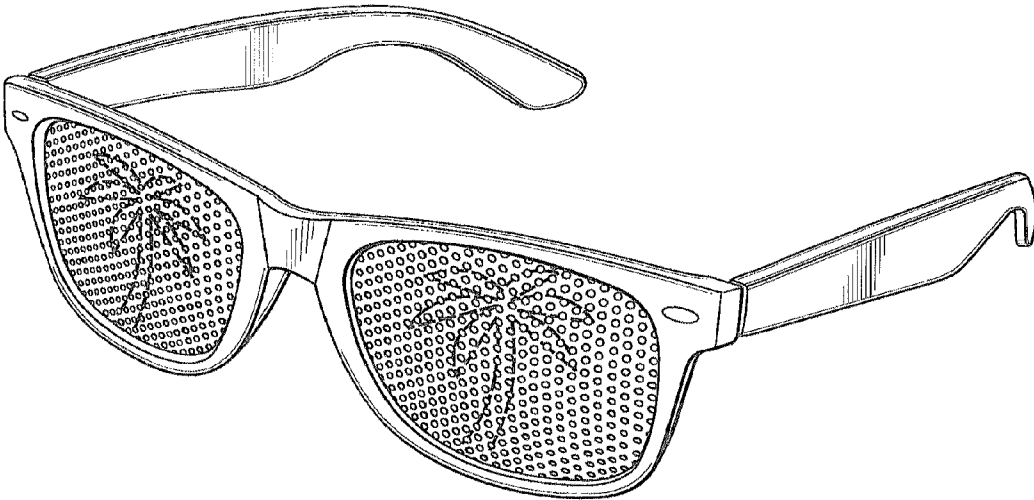


FIG. 1

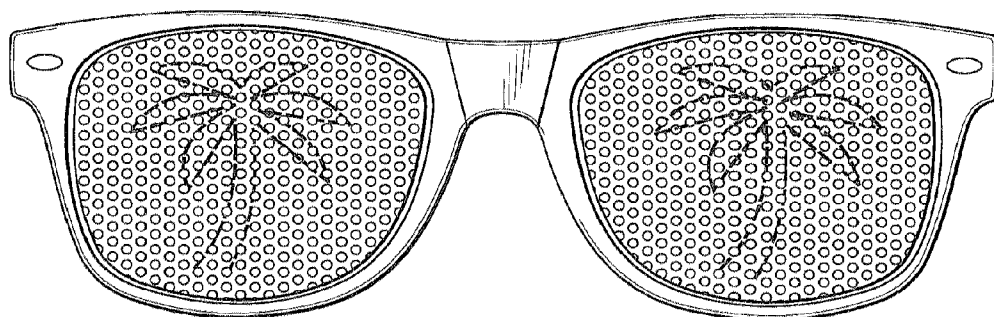


FIG. 2

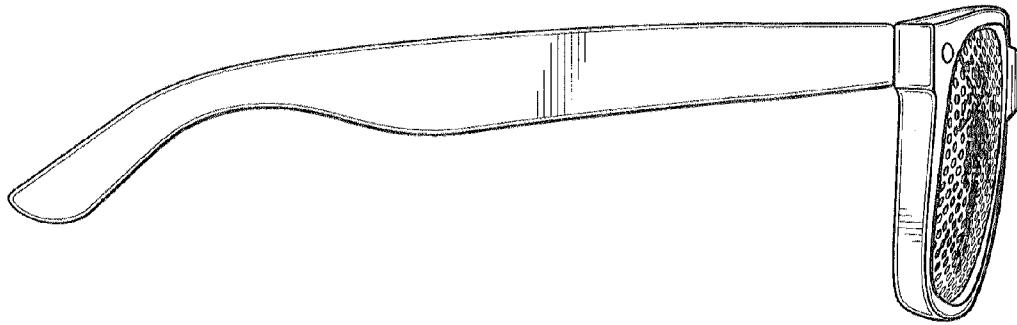


FIG. 3

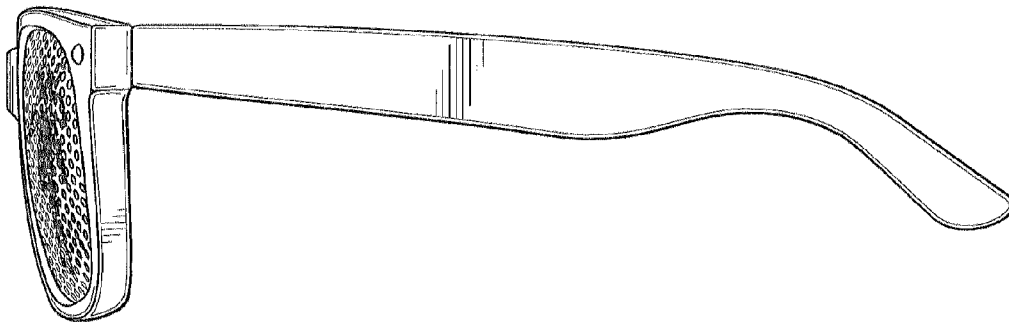


FIG. 5

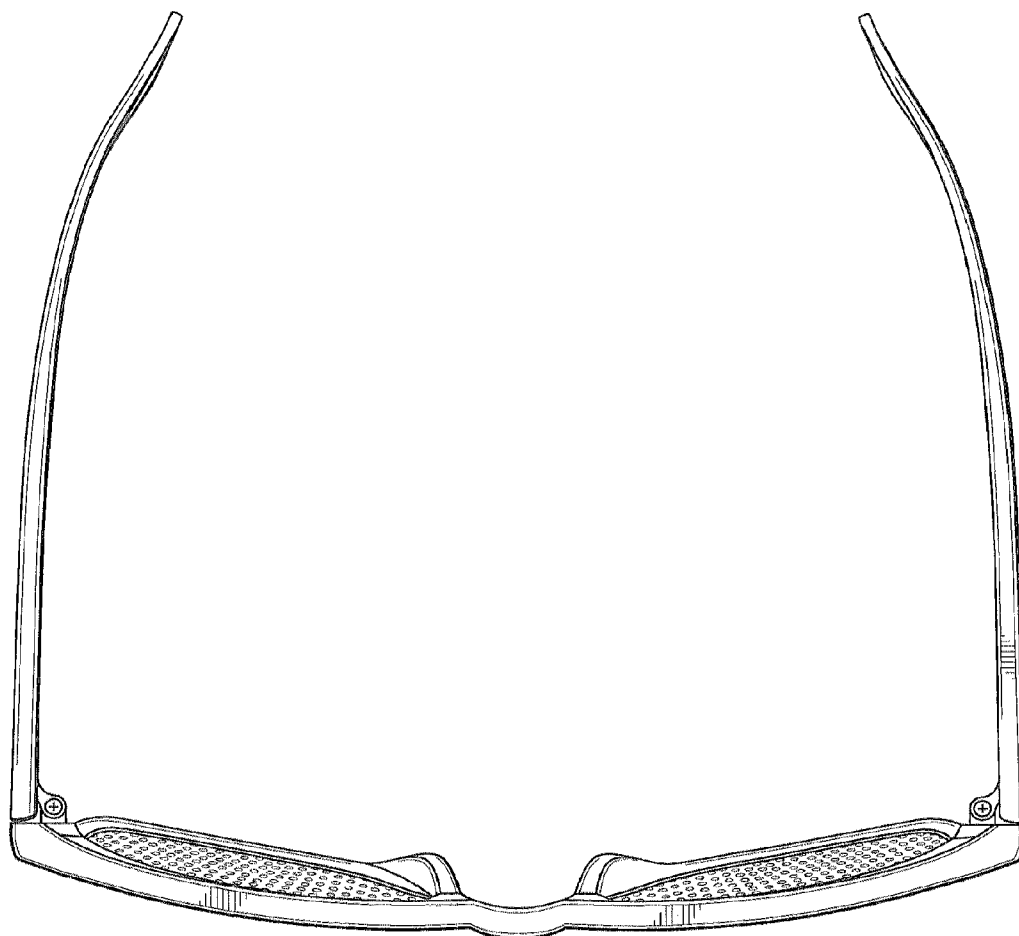


FIG. 4

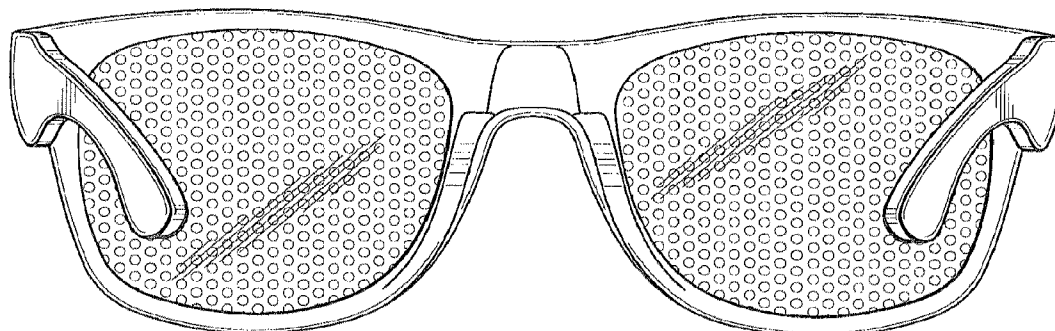


FIG. 6

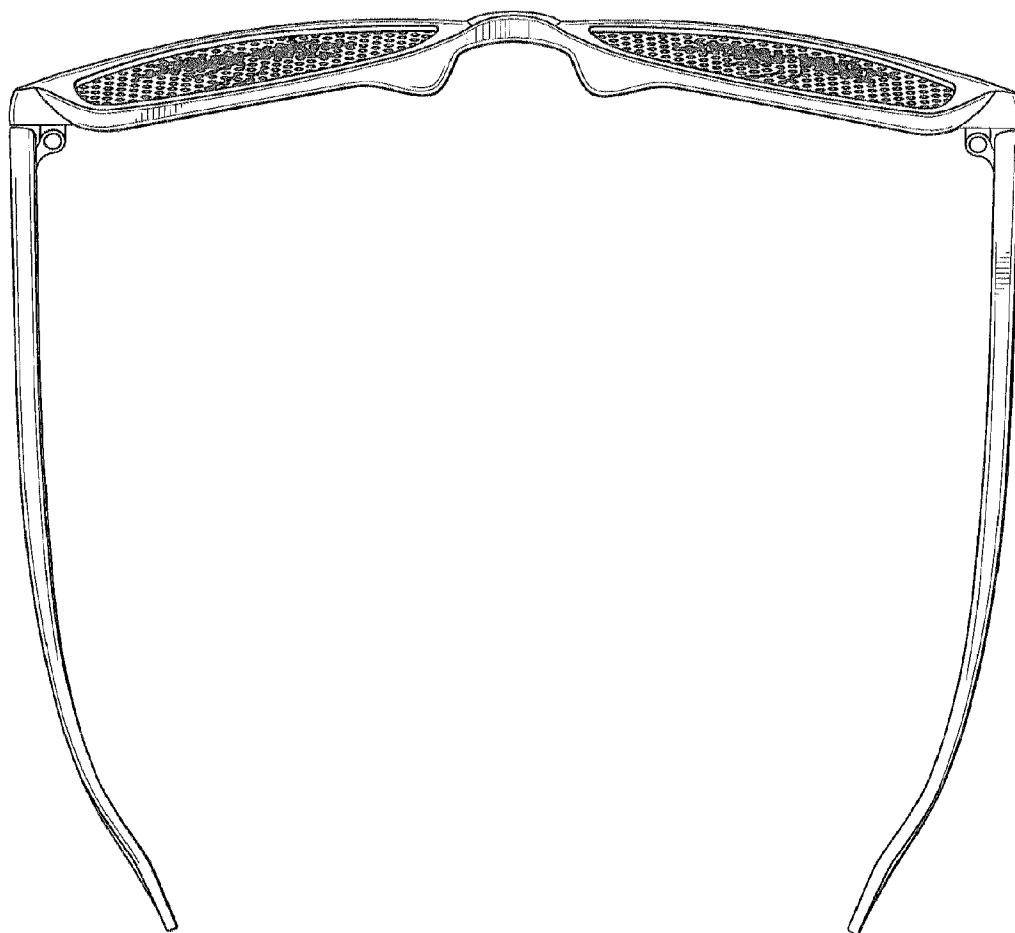


FIG. 7