



US00D663764S

(12) **United States Design Patent**
Serlenga

(10) **Patent No.:** **US D663,764 S**

(45) **Date of Patent:** **** Jul. 17, 2012**

(54) **EYEWEAR**

(75) Inventor: **Sonia Serlenga**, Altenberg (AT)

(73) Assignee: **Silhouette International Schmied AG**,
Linz (AT)

(**) Term: **14 Years**

(21) Appl. No.: **29/406,290**

(22) Filed: **Nov. 11, 2011**

(30) **Foreign Application Priority Data**

Sep. 6, 2011 (EP) EM001913104

(51) **LOC (9) Cl.** **16-06**

(52) **U.S. Cl.** **D16/326**

(58) **Field of Classification Search** D16/101,
D16/300-342, 900; D29/109-110; D24/110.2;
351/41, 44, 51-52, 62, 158, 92, 103-123,
351/140, 153, 45-46; 2/426-432, 447-449,
2/441, 434-437, 13, 15; D21/483, 659-661;
D14/372

See application file for complete search history.

(56) **References Cited**

U.S. PATENT DOCUMENTS

D281,074 S	*	10/1985	Levoy	D16/315
D301,482 S	*	6/1989	Chodat	D16/315
D348,892 S	*	7/1994	Luzlbauer	D16/315
D508,069 S		8/2005	Fuchs		
D508,940 S		8/2005	Fuchs		
D544,014 S		6/2007	Fuchs		
D545,870 S		7/2007	Fuchs		
D548,769 S	*	8/2007	Chen	D16/326
D550,755 S		9/2007	Fuchs		
D556,240 S		11/2007	Fuchs		
D556,816 S		12/2007	Fuchs		
D561,813 S	*	2/2008	Baden et al.	D16/325

D568,923 S		5/2008	Fuchs		
D570,897 S		6/2008	Fuchs		
D582,960 S		12/2008	Fuchs		
D594,052 S	*	6/2009	Yang	D16/326
D604,758 S	*	11/2009	Rohrbach et al.	D16/326
D604,759 S	*	11/2009	Rohrbach et al.	D16/326
D616,486 S	*	5/2010	Carlow et al.	D16/325
D626,583 S		11/2010	Fuchs		
D628,228 S		11/2010	Fuchs		
D628,229 S		11/2010	Fuchs		
D634,771 S		3/2011	Fuchs		
D635,180 S	*	3/2011	Della Valle et al.	D16/321
D639,845 S		6/2011	Fuchs		
D646,317 S		10/2011	Serlenga		
D647,125 S		10/2011	Fuchs		
D649,179 S	*	11/2011	Sheldon	D16/326

* cited by examiner

Primary Examiner — Raphael Barkai

(74) *Attorney, Agent, or Firm* — Alston & Bird LLP

(57) **CLAIM**

I claim the ornamental design for eyewear, as shown and described.

DESCRIPTION

FIG. 1 is a perspective view of the eyewear, showing my new design;

FIG. 2 is a top plan view thereof;

FIG. 3 is a bottom plan view thereof;

FIG. 4 is a front elevation view thereof;

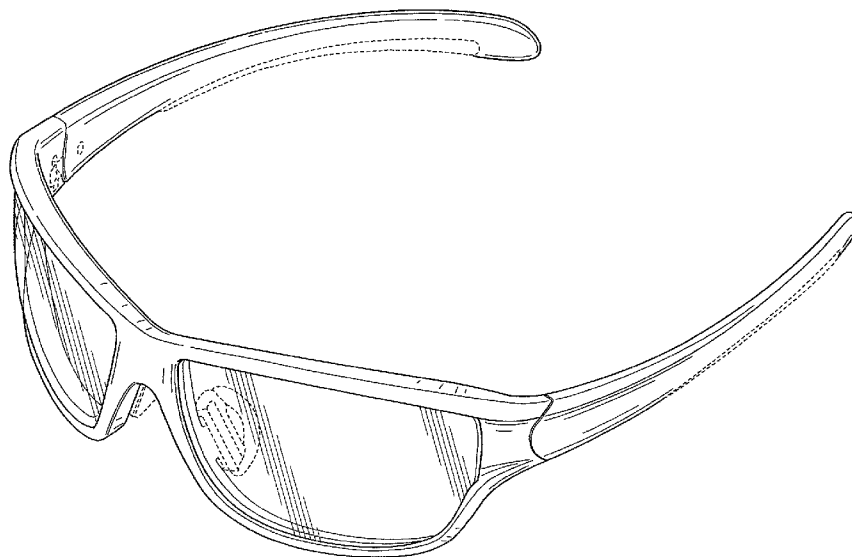
FIG. 5 is a rear elevation view thereof;

FIG. 6 is a left side elevation view thereof, the right side elevation being a mirror image; and,

FIG. 7 is a side elevation cross-section view thereof, taken along the line 7-7 in FIG. 2.

The broken lines are directed to environment and are for illustrative purposes only. The broken lines form no part of the claimed design.

1 Claim, 6 Drawing Sheets



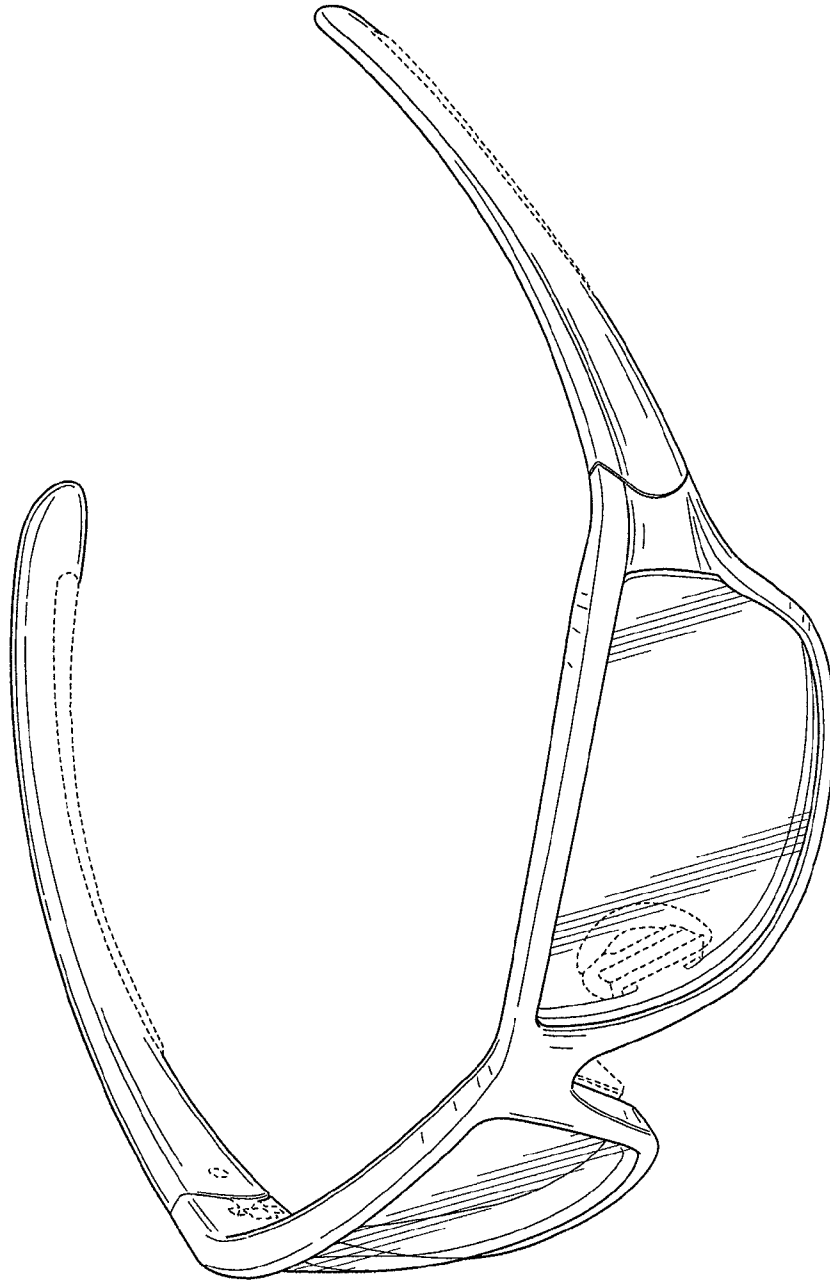


FIG. 1

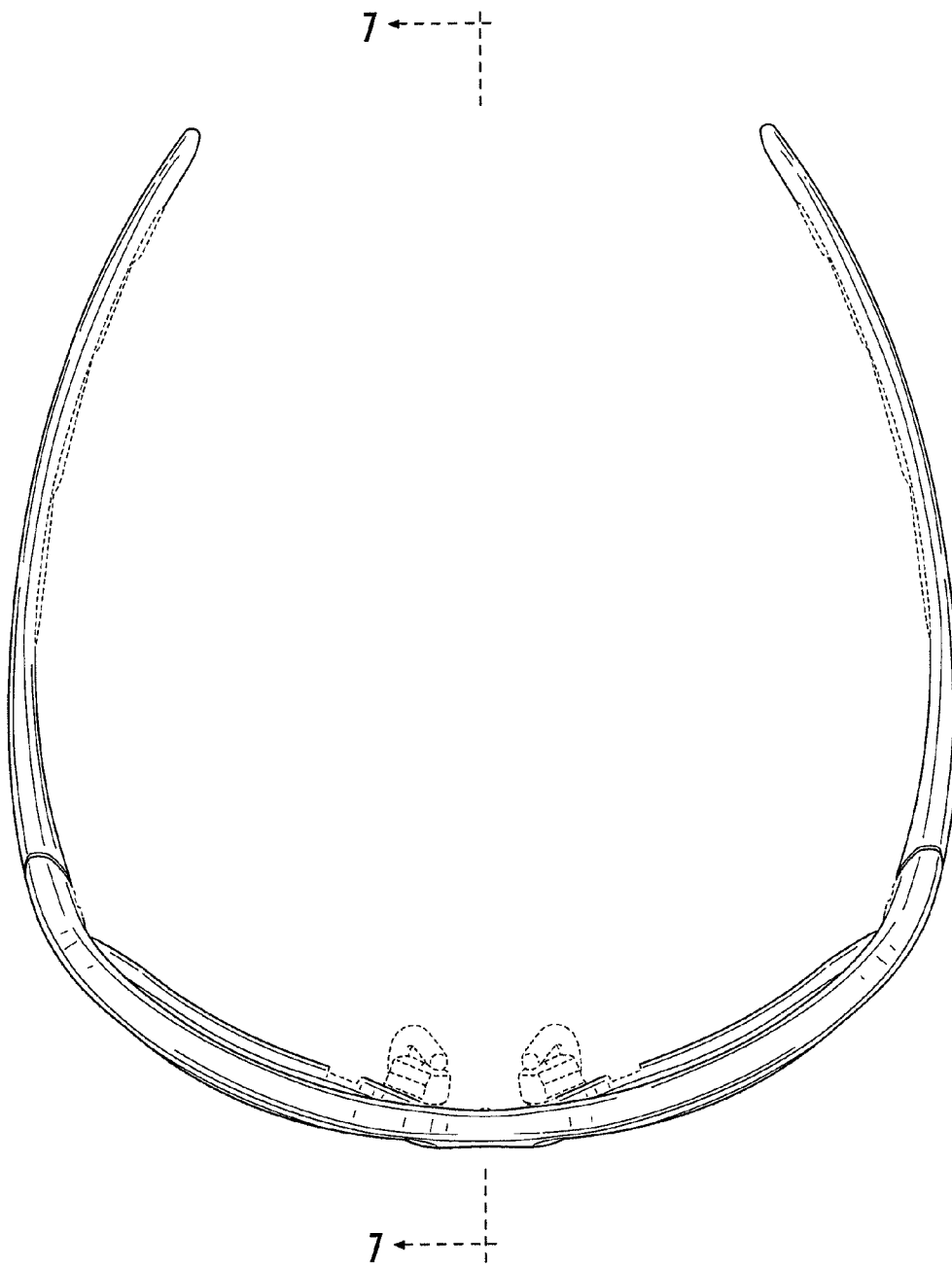


FIG. 2

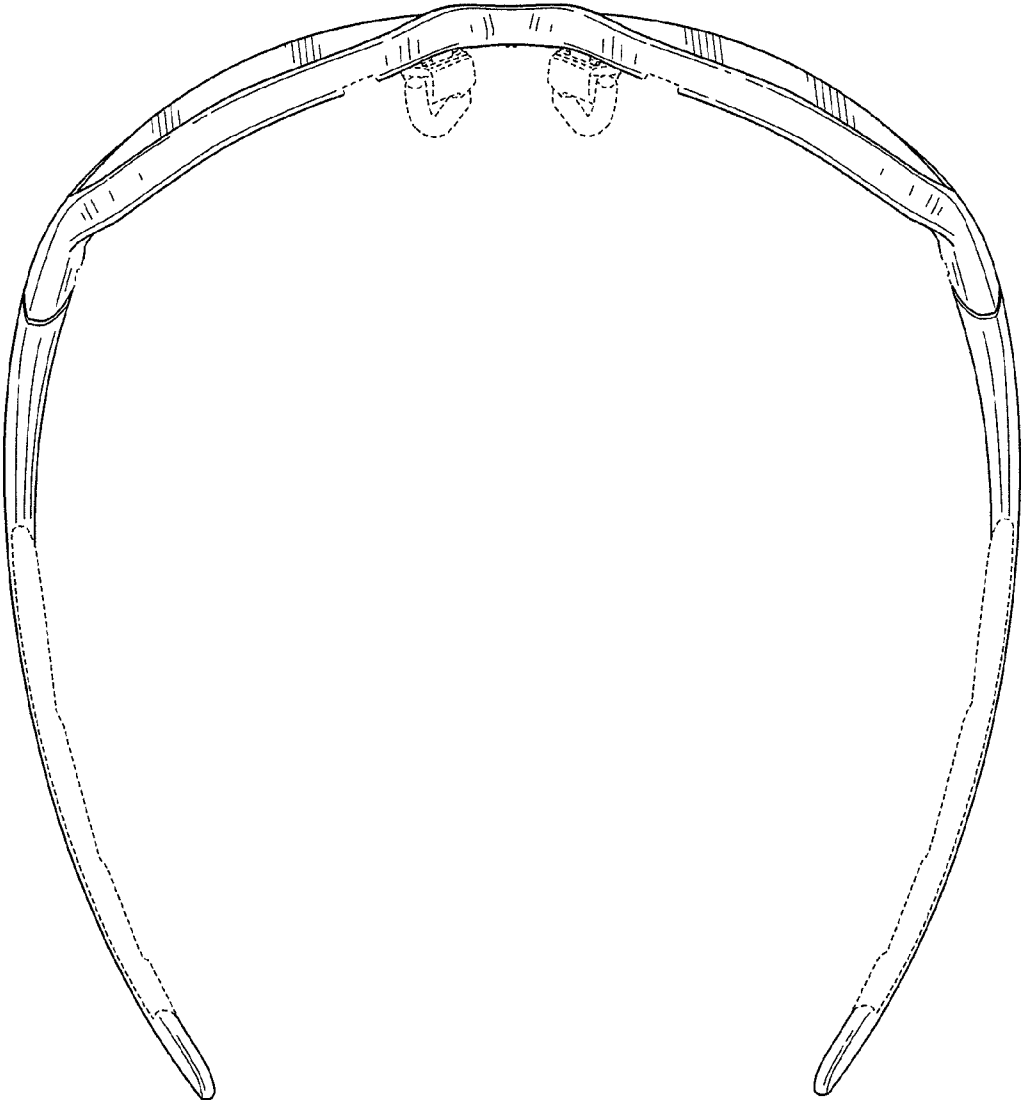


FIG. 3

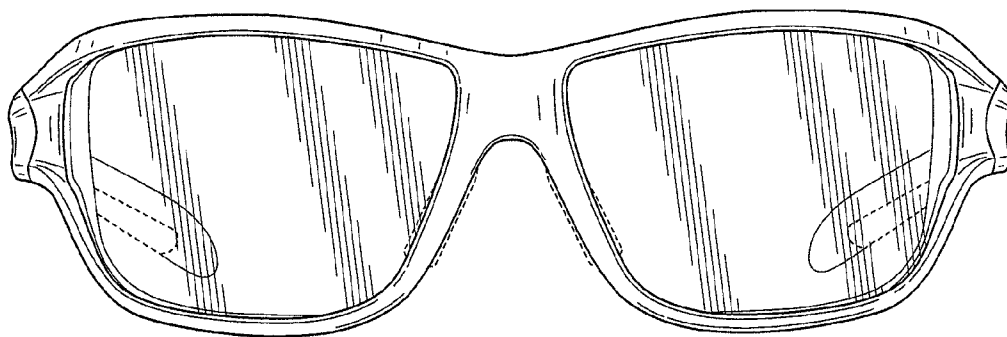


FIG. 4

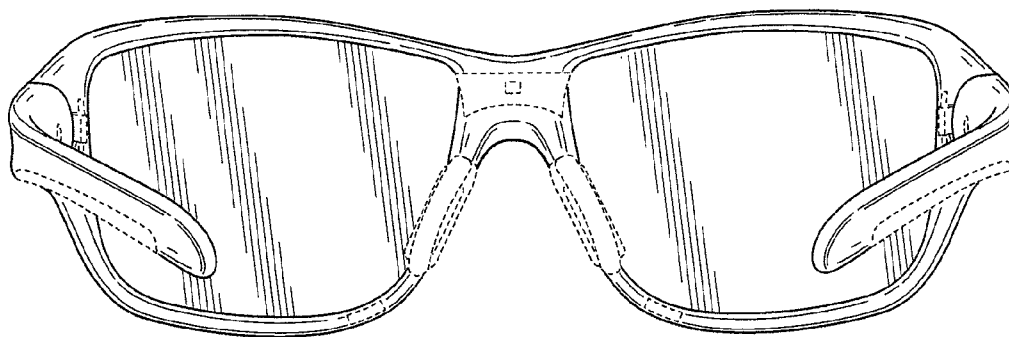


FIG. 5

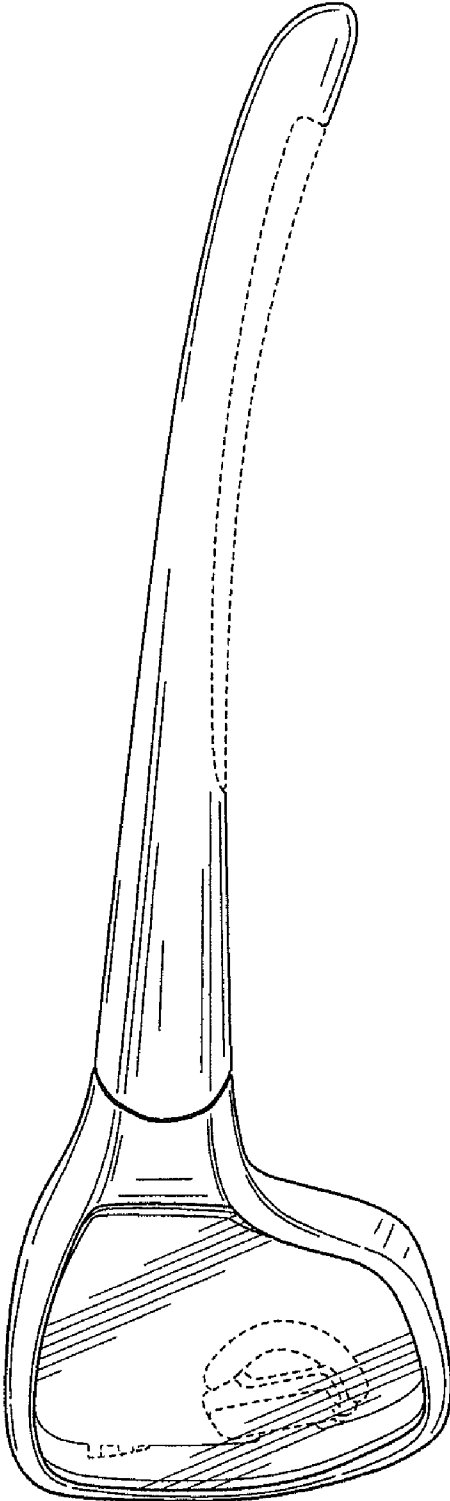


FIG. 6

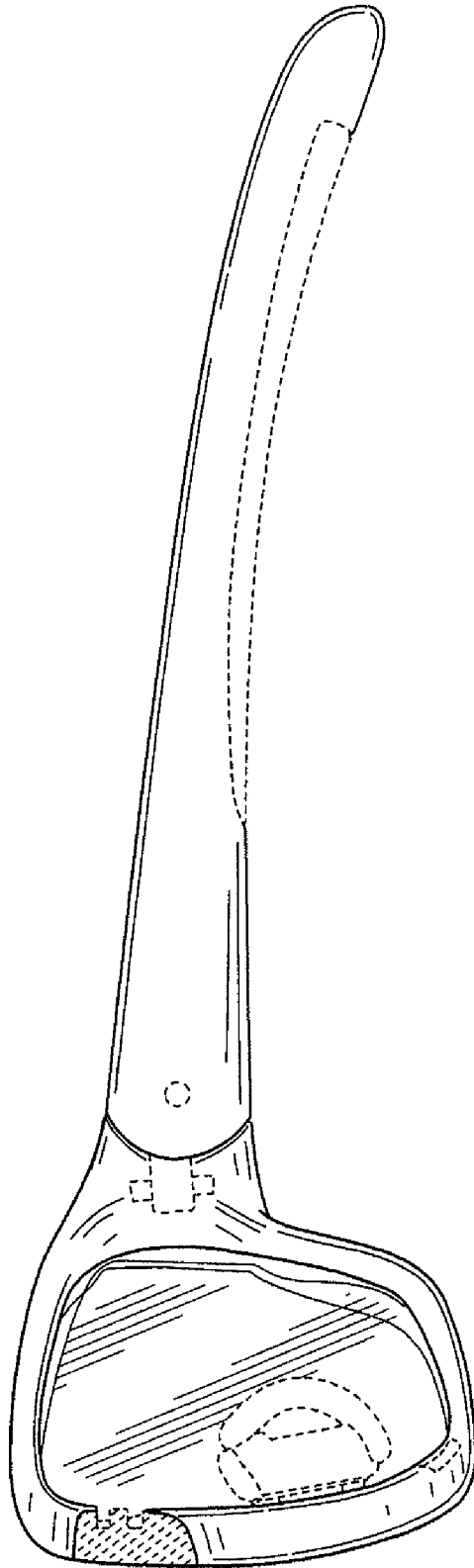


FIG. 7

UNITED STATES PATENT AND TRADEMARK OFFICE
CERTIFICATE OF CORRECTION

PATENT NO. : D663,764 S
APPLICATION NO. : 29/406290
DATED : July 17, 2012
INVENTOR(S) : Serlenga

Page 1 of 1

It is certified that error appears in the above-identified patent and that said Letters Patent is hereby corrected as shown below:

Title page.

“(30) **Foreign Application Priority Data**


Sep. 6, 2011 (EP)EM001913104”

should read

--(30) **Foreign Application Priority Data**

Sep. 6, 2011 (EM)001913104--.

Signed and Sealed this
Twenty-ninth Day of January, 2013



David J. Kappos
Director of the United States Patent and Trademark Office