



US00D454576S

(12) **United States Design Patent**  
**Huntimer**

(10) **Patent No.:** **US D454,576 S**

(45) **Date of Patent:** **\*\* Mar. 19, 2002**

- (54) **COMBINE HEAD SKID SHOE**
- (75) Inventor: **Todd Huntimer**, Arlington, SD (US)
- (73) Assignee: **Global Polymer Industries, Inc.**,  
Arlington, SD (US)
- (\*\*) Term: **14 Years**
- (21) Appl. No.: **29/131,448**
- (22) Filed: **Oct. 23, 2000**
- (51) **LOC (7) Cl.** ..... **15-03**
- (52) **U.S. Cl.** ..... **D15/28**
- (58) **Field of Search** ..... D15/10-12, 28,  
D15/29, 32; 56/13.6, 17.4, 119, 313
- (56) **References Cited**

**U.S. PATENT DOCUMENTS**

- D314,778 S \* 2/1991 Rabitsch ..... D15/28
- D382,570 S \* 8/1997 Bruns ..... D15/28
- D391,582 S \* 3/1998 Bruns ..... D15/28

D423,522 S \* 4/2000 Huntimer ..... D15/28

\* cited by examiner

*Primary Examiner*—Mitchell Siegel

(74) *Attorney, Agent, or Firm*—Fredrikson & Byron

(57) **CLAIM**

I claim the ornamental design for a combine head skid shoe, as shown and described.

**DESCRIPTION**

FIG. 1 is a perspective view of a the combine head skid shoe of the invention;

FIG. 2 is a top view thereof;

FIG. 3 is an end view thereof, taken from the left side of FIG. 2;

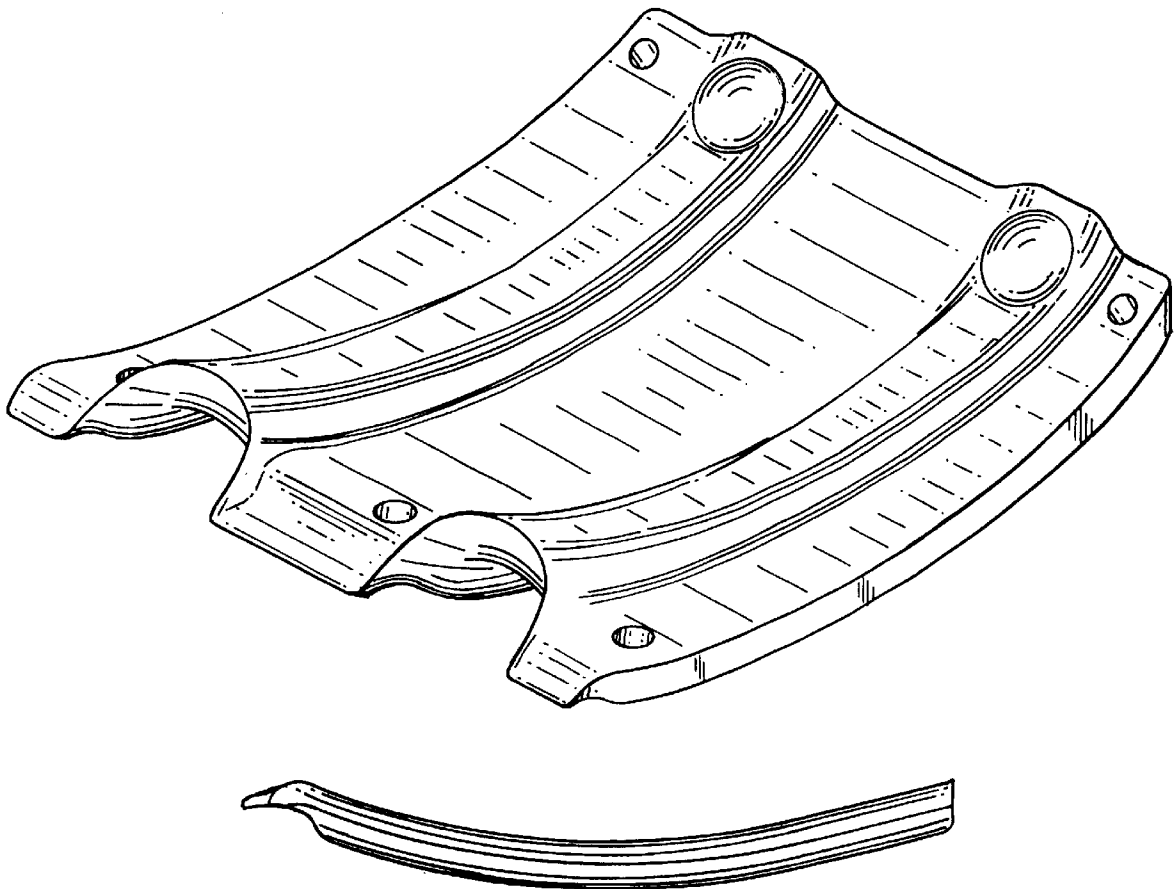
FIG. 4 is a side view thereof;

FIG. 5 is the other side view thereof;

FIG. 6 is an end view taken from the right side of FIG. 2; and,

FIG. 7 is a bottom view thereof.

**1 Claim, 3 Drawing Sheets**



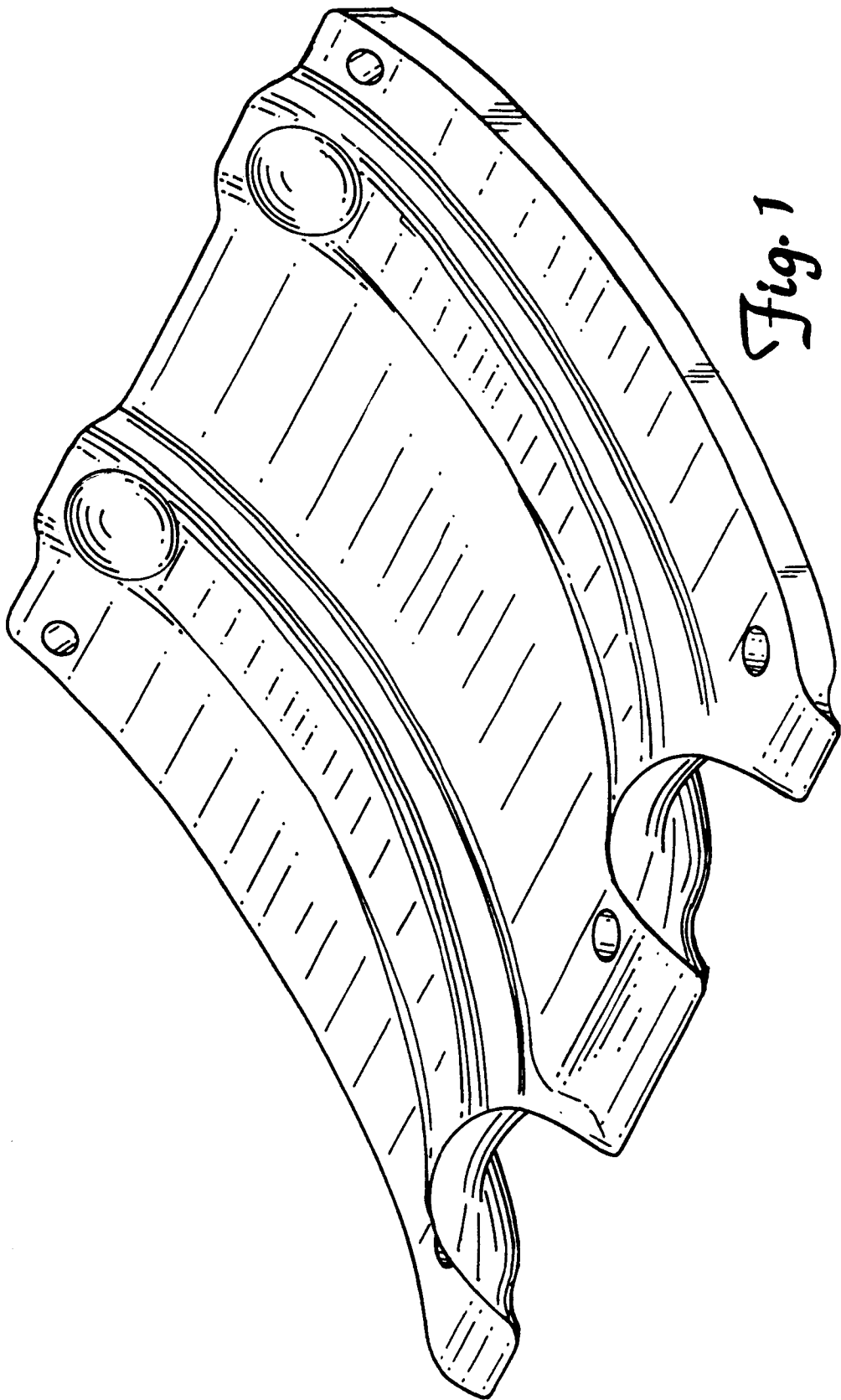
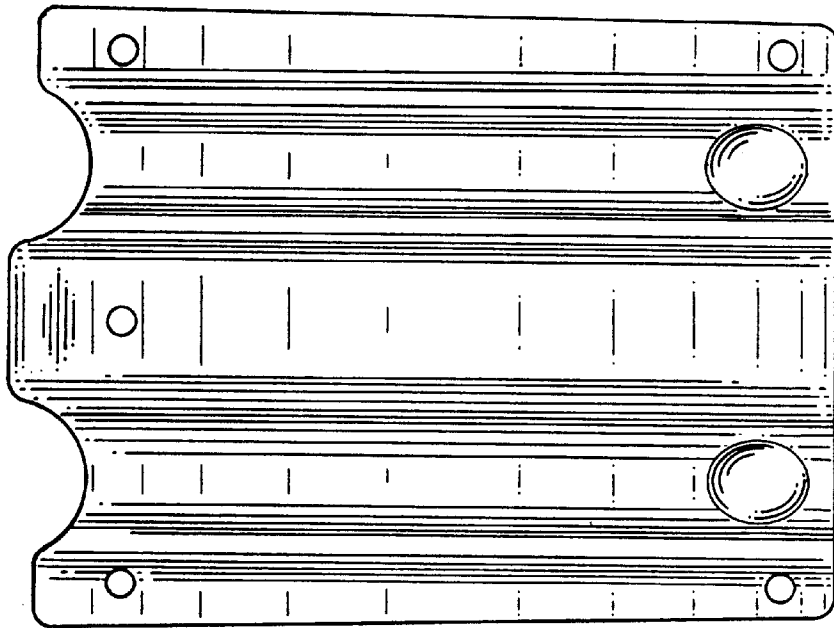


Fig. 1



*Fig. 2*




*Fig. 3*



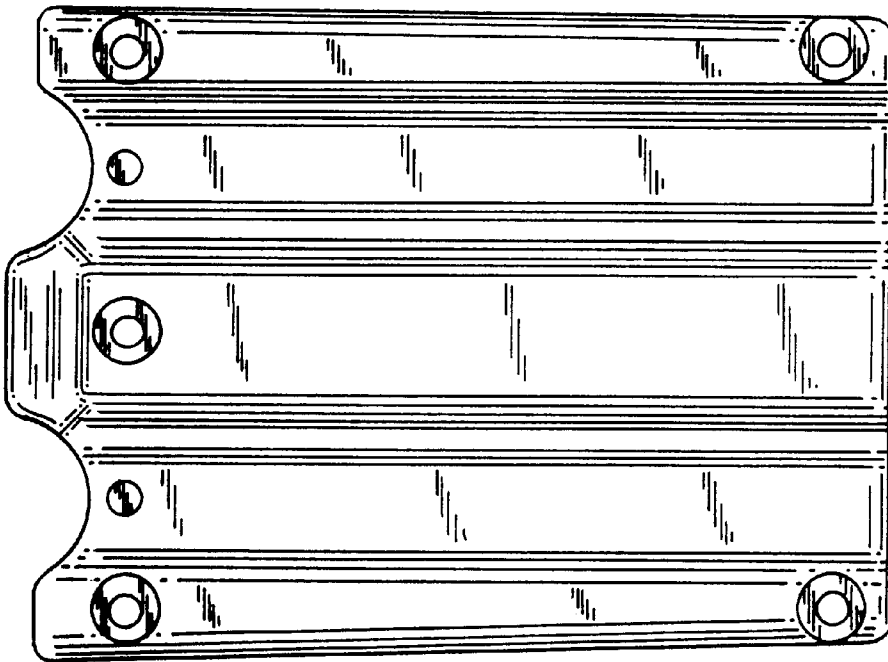
*Fig. 4*



*Fig. 5*



*Fig. 6*



*Fig. 7*