



US00D503029S

(12) **United States Design Patent**  
**Sonnergren**

(10) **Patent No.:** **US D503,029 S**

(45) **Date of Patent:** **\*\* Mar. 22, 2005**

(54) **FOOTWEAR SOLE**

(75) **Inventor:** **Trond Sonnergren, Milan (IT)**

(73) **Assignee:** **Wolverine World Wide, Inc.,  
Rockford, MI (US)**

(\*\*) **Term:** **14 Years**

(21) **Appl. No.:** **29/206,613**

(22) **Filed:** **Jun. 1, 2004**

(51) **LOC (7) Cl.** ..... **02-04**

(52) **U.S. Cl.** ..... **D2/955; D2/953; D2/954;  
D2/956; D2/960**

(58) **Field of Search** ..... **D2/947, 950-957,  
D2/959, 960; 36/3 B, 22 R, 25 R, 30 R,  
32 A, 32 R, 35 R, 59 R, 59 C, 67 A, 67 B,  
7.6, 7.7, 24.5, 114, 37**

(56) **References Cited**

**U.S. PATENT DOCUMENTS**

D409,826 S	*	5/1999	Turner et al.	.....	D2/955
D441,944 S	*	5/2001	Rogers	.....	D2/956
D445,561 S	*	7/2001	Bramani	.....	D2/954
D447,616 S	*	9/2001	Bandini et al.	.....	D2/954
D461,947 S	*	8/2002	Merceron	.....	D2/956
D463,097 S	*	9/2002	Matis et al.	.....	D2/956
D466,682 S	*	12/2002	Ortuno Santa	.....	D2/954
D471,347 S	*	3/2003	Haas et al.	.....	D2/953
D475,182 S	*	6/2003	Matis	.....	D2/956
D481,527 S	*	11/2003	Matis et al.	.....	D2/955

**OTHER PUBLICATIONS**

Merrell Fall 2001 Catalog, p 59.  
Merrell Fall 2000 Catalog, p 27.  
Hyttest Boots and Shoes 1998 Catalog, p 69.

\* cited by examiner

*Primary Examiner*—Celia A. Murphy  
(74) *Attorney, Agent, or Firm*—Warner Norcross & Judd

(57) **CLAIM**

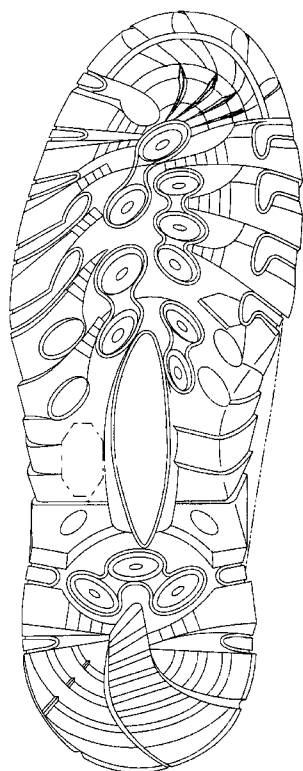
The ornamental design for footwear sole, as shown and described.

**DESCRIPTION**

FIG. 1 is a perspective view of the footwear sole embodying the new design;  
FIG. 2 is a bottom plan view thereof;  
FIG. 3 is a right side elevational view thereof;  
FIG. 4 is a left side elevational view thereof;  
FIG. 5 is a front elevational view thereof; and,  
FIG. 6 is a rear elevational view thereof.  
FIGS. 1-6 show an upper and portions of the sole in broken lines. The upper and portions of the sole in broken lines are shown for environmental purposes and do not form any part of the claimed design.

The broken lines immediately adjacent to the solid lines as well as the elongate broken-line shape, define the boundaries of the design. The broken lines, and the area within the octagonal shape form no part of the claim.

**1 Claim, 4 Drawing Sheets**



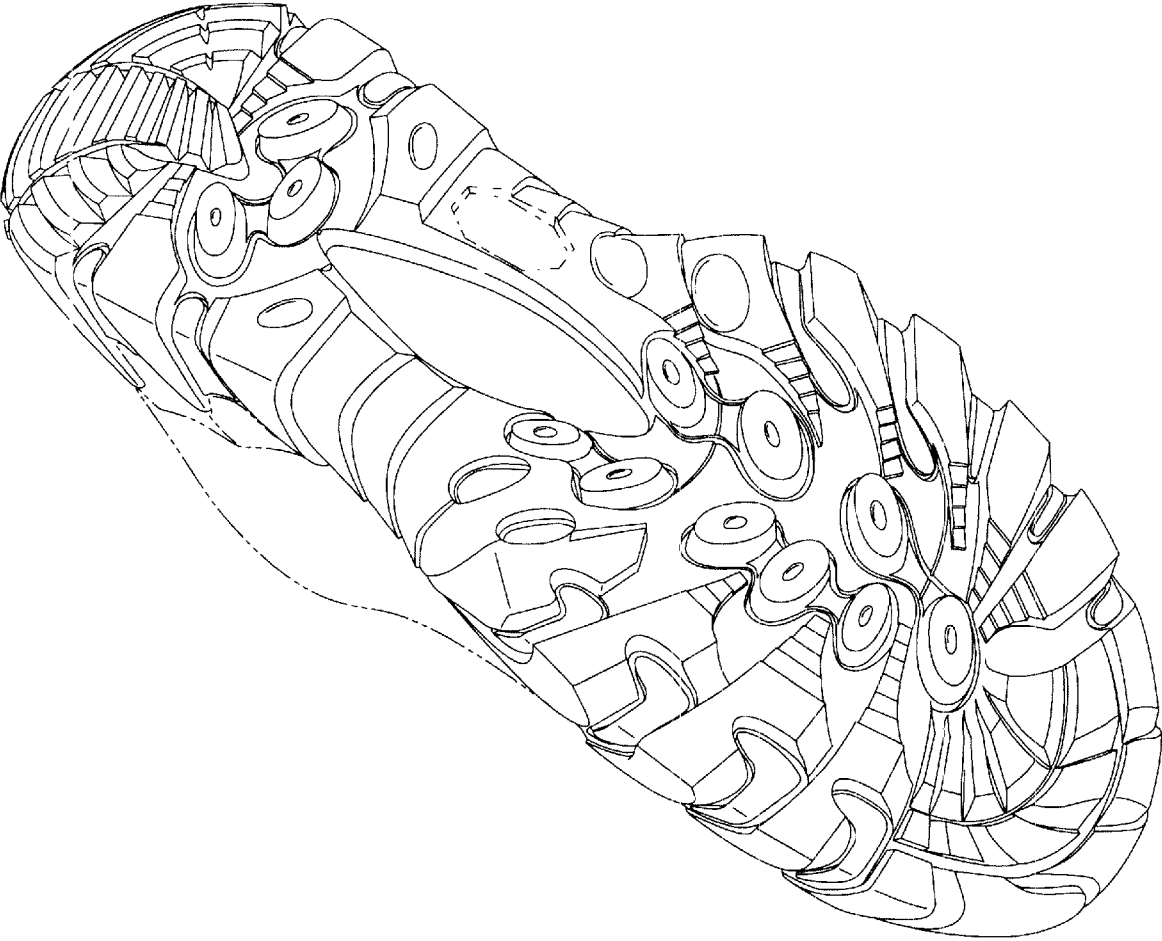


Fig. 1




Fig. 2



Fig. 3

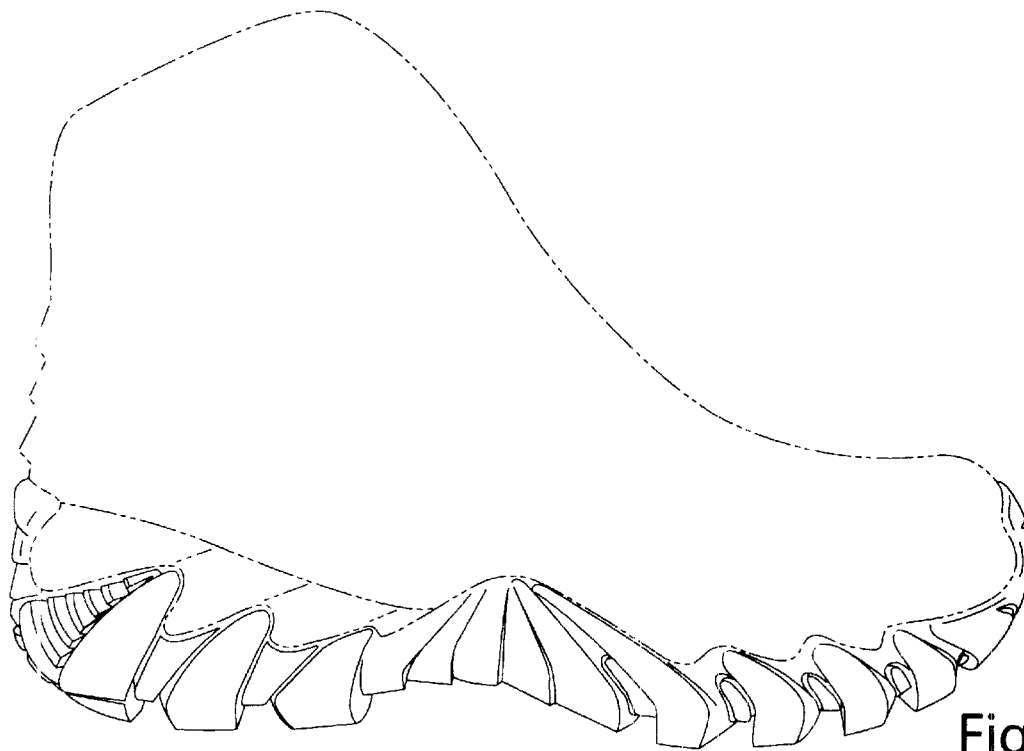


Fig. 4

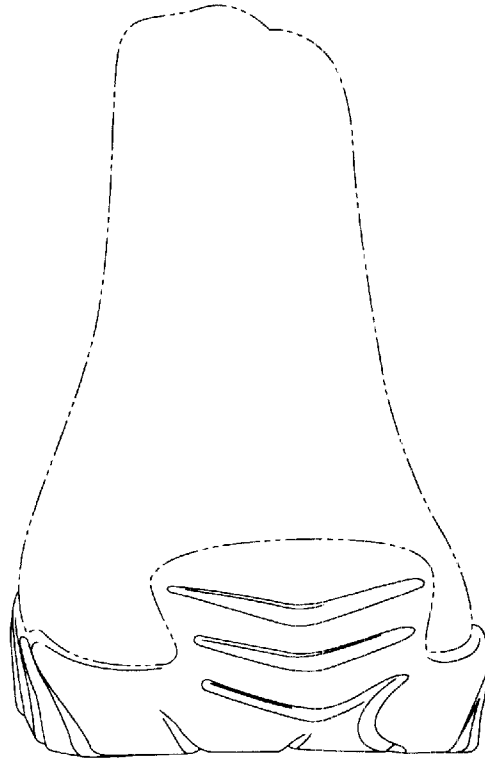


Fig. 5

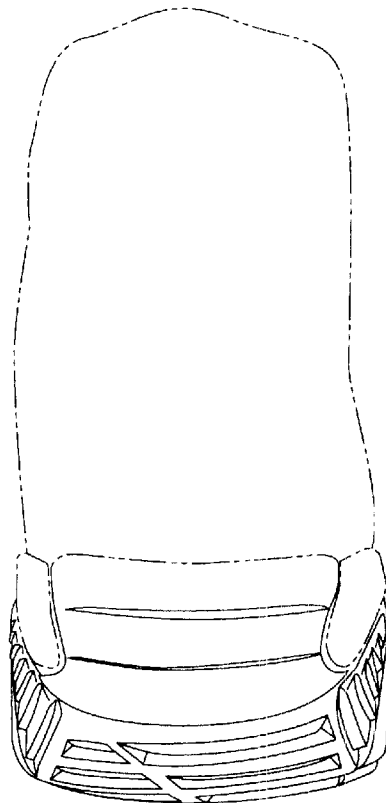


Fig. 6