



US00D890657S

(12) **United States Design Patent**  
**Reeves et al.**

(10) **Patent No.:** **US D890,657 S**

(45) **Date of Patent:** **\*\* Jul. 21, 2020**

(54) **FENDER FAIRING FOR A VEHICLE**

(71) Applicant: **PACCAR Inc**, Bellevue, WA (US)

(72) Inventors: **Edward Patrick Reeves**, Denton, TX (US); **David Leetz**, Denton, TX (US); **Jeffrey P. Smith**, Prosper, TX (US)

(73) Assignee: **PACCAR INC**, Bellevue, WA (US)

(\*\*) Term: **15 Years**

(21) Appl. No.: **29/664,353**

(22) Filed: **Sep. 24, 2018**

(51) **LOC (12) Cl.** ..... **12-16**

(52) **U.S. Cl.**  
USPC ..... **D12/184**

(58) **Field of Classification Search**

USPC .... D12/86, 90-92, 163, 169, 171, 173, 181,  
D12/184, 196, 216, 388, 107, 110, 114,  
D12/117, 126, 182

CPC ..... B62D 25/18; B62D 25/184; B62D 25/02;  
B62D 25/16; B62D 25/161; B62D 25/168

See application file for complete search history.

(56) **References Cited**

**U.S. PATENT DOCUMENTS**

4,331,358	A *	5/1982	Johnson	.....	B62J 17/04 296/78.1
D264,704	S *	6/1982	Rehberg	.....	B62J 17/04 D12/114
D270,436	S *	9/1983	Gaddi	.....	296/37.12
D422,957	S *	4/2000	Damon	.....	D12/196
D434,358	S *	11/2000	Conway	.....	D12/196
D443,853	S *	6/2001	Barracough	.....	D12/196

(Continued)

**OTHER PUBLICATIONS**

"Turbo Rear Fender for V-Rod's." Custom Motorcycle Parts, published May 7, 2018 (Retrieved from the Internet Sep. 9, 2019).

Internet URL: <https://web.archive.org/web/20180507164419/https://www.custom-motorcycle-parts.com/eurocomponents-custom-motorcycles-news/turbo-rear-fender-for-v-rods/> (Year: 2018).\*

(Continued)

*Primary Examiner* — Jack Reickel

*Assistant Examiner* — Rachel A Voorhies

(74) *Attorney, Agent, or Firm* — Seed IP Law Group LLP

(57) **CLAIM**

The ornamental design for a fender fairing for a vehicle, as shown and described.

**DESCRIPTION**

FIG. 1 is a top perspective view of a fender fairing according to a first embodiment of our new design;

FIG. 2 is a bottom perspective view of a fender fairing shown in FIG. 1;

FIG. 3 is a front view of a fender fairing shown in FIG. 1;

FIG. 4 is a top view of a fender fairing shown in FIG. 1;

FIG. 5 is a bottom view of a fender fairing shown in FIG. 1;

FIG. 6 is a right side view of a fender fairing shown in FIG. 1;

FIG. 7 is a top perspective view of a fender fairing according to a second embodiment of our new design;

FIG. 8 is a bottom perspective view of a fender fairing shown in FIG. 7;

FIG. 9 is a front view of a fender fairing shown in FIG. 7;

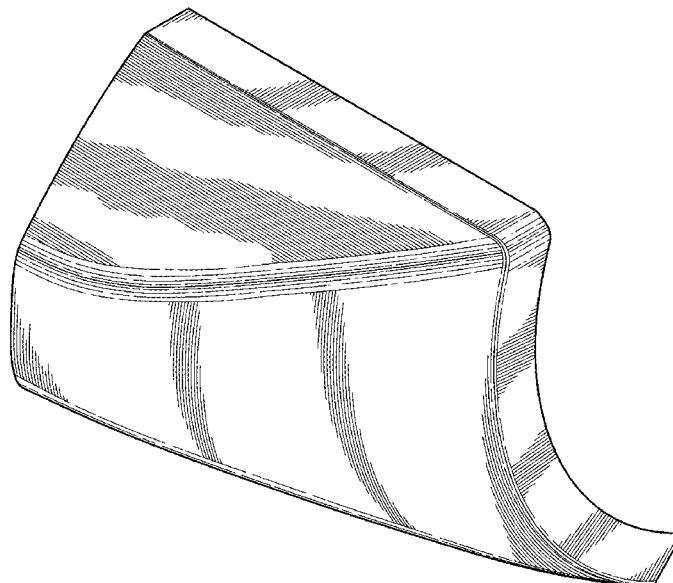
FIG. 10 is a top view of a fender fairing shown in FIG. 7;

FIG. 11 is a bottom view of a fender fairing shown in FIG. 7; and,

FIG. 12 is a left side view of a fender fairing shown in FIG. 7.

The broken lines shown in the figures represent portions of the fender fairing that form no part of the claimed design.

**1 Claim, 12 Drawing Sheets**



(56)

References Cited

U.S. PATENT DOCUMENTS

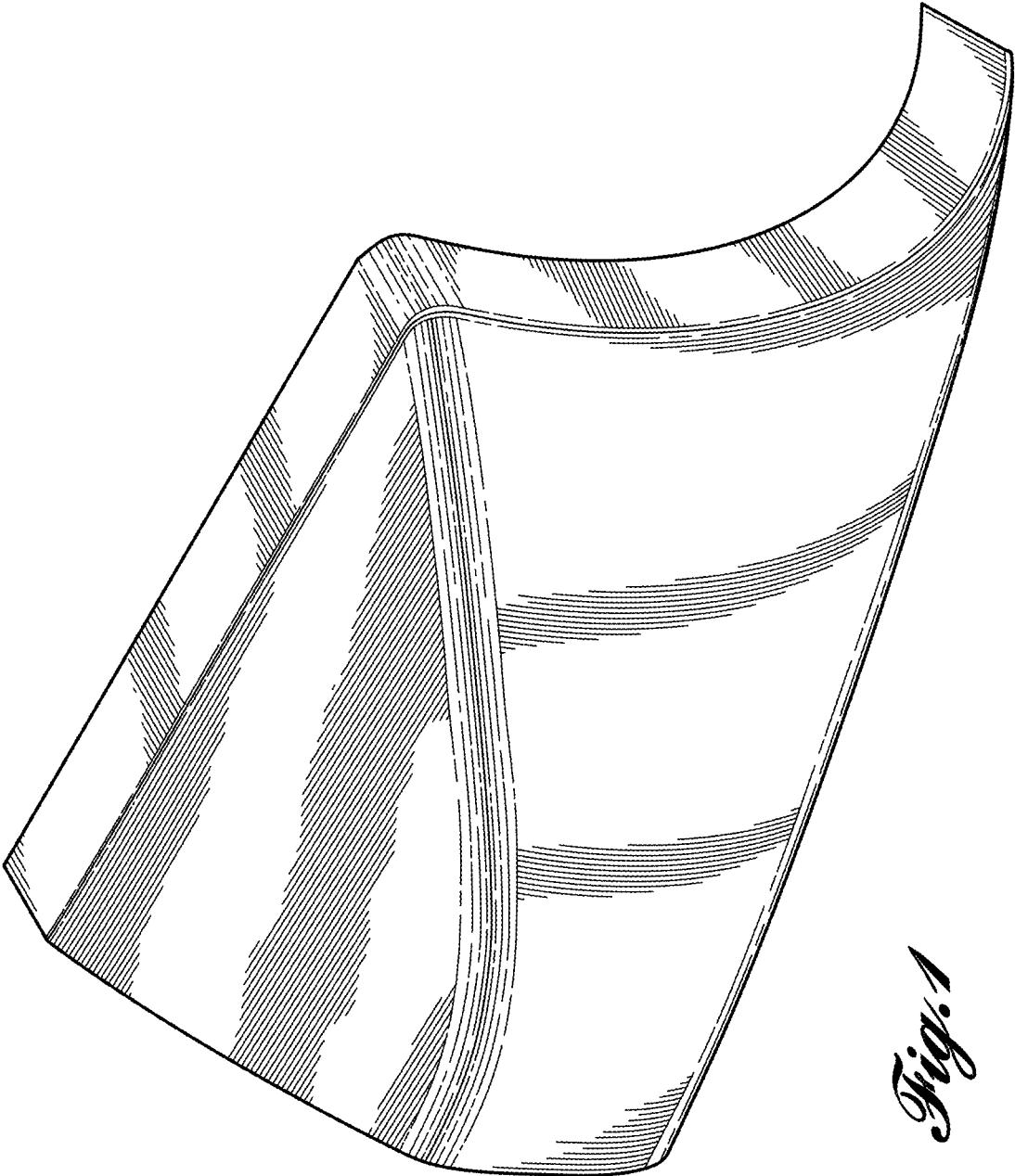
D482,993 S \* 12/2003 Conway ..... D12/184  
 D517,955 S \* 3/2006 Sakata ..... D12/110  
 D519,415 S \* 4/2006 Hohdorf ..... D12/110  
 D524,204 S \* 7/2006 Beigel ..... D12/184  
 D535,586 S \* 1/2007 Kudo ..... D12/107  
 D540,715 S \* 4/2007 Basset ..... D12/107  
 D545,255 S \* 6/2007 Angelo ..... D12/173  
 D563,853 S \* 3/2008 Rosen ..... D12/173  
 D564,416 S \* 3/2008 Isokari ..... D12/110  
 D566,635 S \* 4/2008 Rosen ..... D12/173  
 D599,724 S \* 9/2009 Swender ..... D12/182  
 D621,756 S \* 8/2010 Angelo ..... D12/184  
 7,837,253 B1 \* 11/2010 Swender ..... B62J 17/02  
 296/180.1  
 D643,352 S \* 8/2011 Hjorten ..... D12/181  
 D647,006 S \* 10/2011 Hung ..... D12/110  
 D649,497 S \* 11/2011 Adams ..... D12/182  
 D663,242 S \* 7/2012 Zhang ..... D12/110  
 D664,898 S \* 8/2012 Van Hooydonk ..... D12/110  
 D669,395 S \* 10/2012 Lambri ..... D12/110  
 D673,882 S \* 1/2013 Tartarini ..... D12/110  
 D698,292 S \* 1/2014 Park ..... D12/181  
 D702,606 S \* 4/2014 Conway ..... D12/184  
 D744,907 S \* 12/2015 Mielke ..... D12/110  
 D753,552 S \* 4/2016 McGinley ..... D12/110

D755,086 S \* 5/2016 Christoph ..... B62J 17/02  
 D12/114  
 D775,028 S \* 12/2016 Bach ..... D12/182  
 D777,611 S \* 1/2017 Griffin ..... D12/114  
 D781,755 S \* 3/2017 Watanabe ..... B62J 17/04  
 D12/114  
 D817,244 S \* 5/2018 Anderson ..... D12/196  
 D831,544 S \* 10/2018 Pink ..... D12/114  
 D864,803 S \* 10/2019 Sakai ..... D12/169  
 D870,620 S \* 12/2019 Hallgren ..... D12/184  
 D872,354 S \* 1/2020 Cote ..... D26/139  
 D874,998 S \* 2/2020 Zhang ..... D12/171  
 D875,627 S \* 2/2020 Duncan ..... D12/184

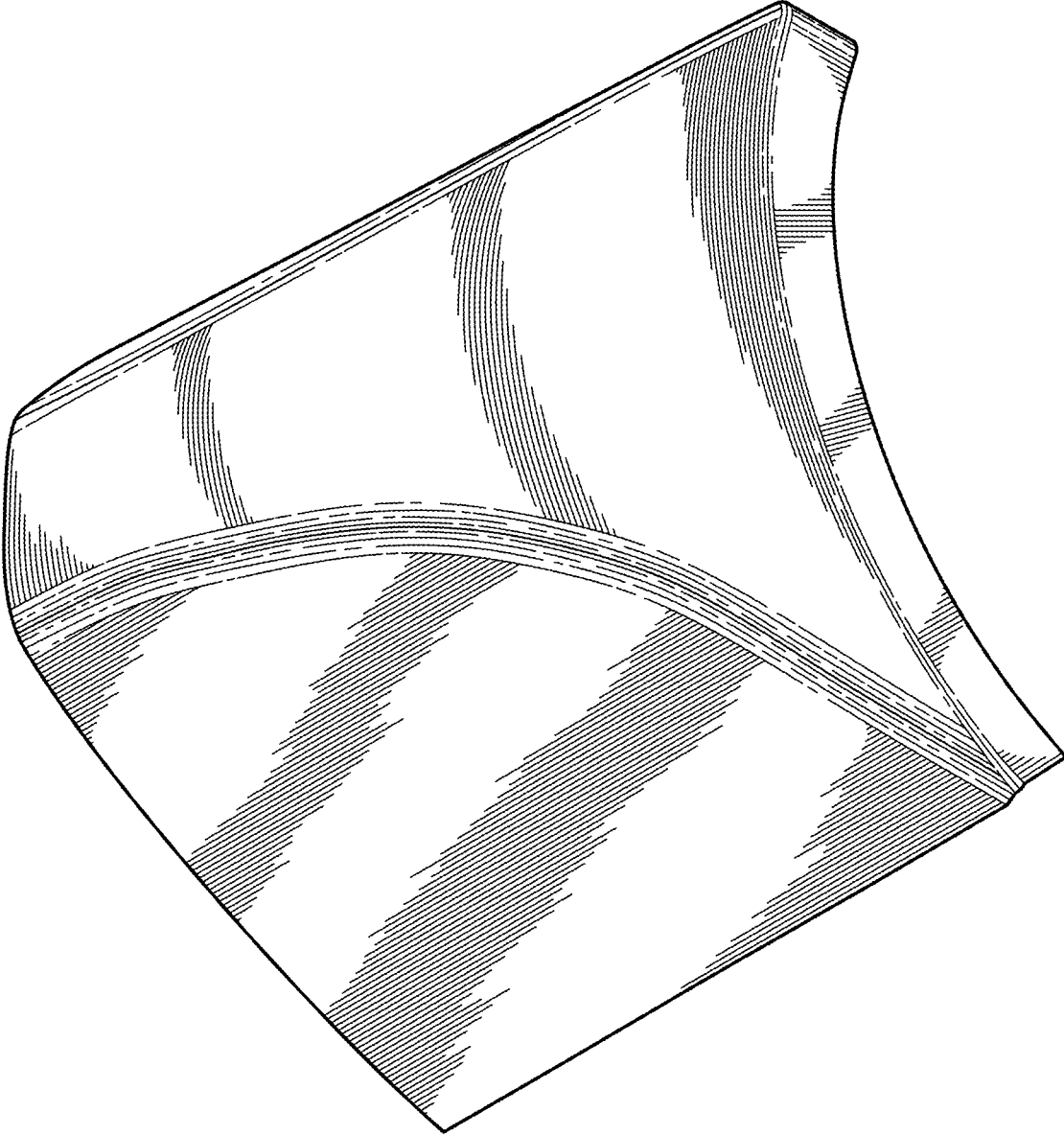
OTHER PUBLICATIONS

“Polisport Releases Affordable KLR650 OEM Replacement Plas-  
 tics.” ADV Pulse, published Jul. 25, 2018 (Retrieved from the  
 Internet Sep. 9, 2019). Internet URL: <[https://www.advpulse.com/  
 adv-products/polisport-klr650-oem-replacement-plastics/](https://www.advpulse.com/adv-products/polisport-klr650-oem-replacement-plastics/)> (Year:  
 2018).\*  
 Ritchason Auctioneers. “Truck Tractor Fairing.” Auction Resource,  
 published Mar. 10, 2018 (Retrieved from the Internet Sep. 11,  
 2019). Internet URL: <[https://auctionresource.com/auctions/2433/  
 construction-equipment--truck-auction/50027/truck-tractor-  
 fairing](https://auctionresource.com/auctions/2433/construction-equipment--truck-auction/50027/truck-tractor-fairing/)> (Year: 2018).\*


\* cited by examiner



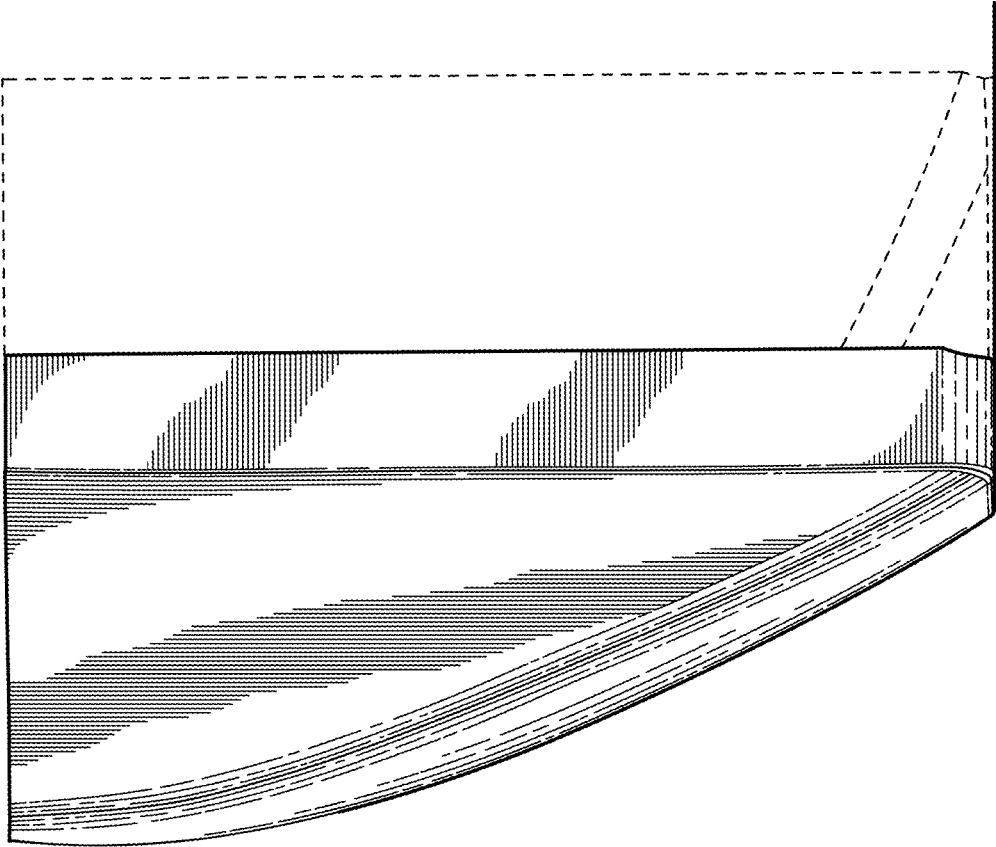
*Fig. 1*



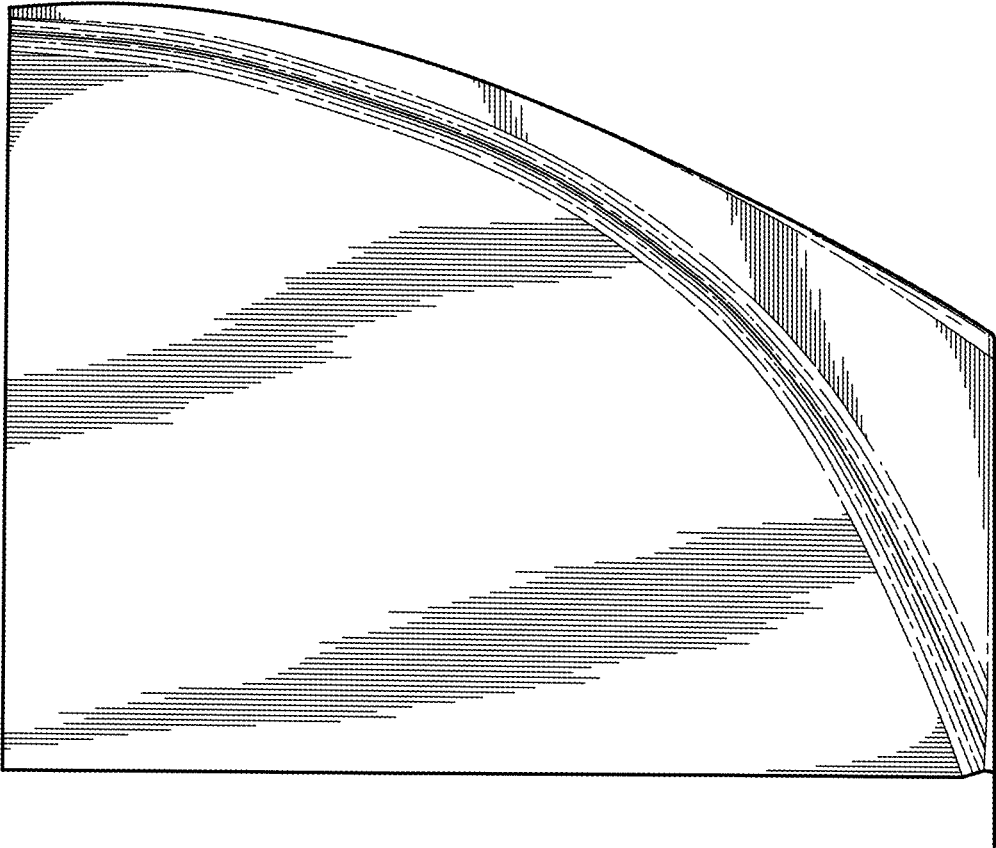
*Fig. 2*



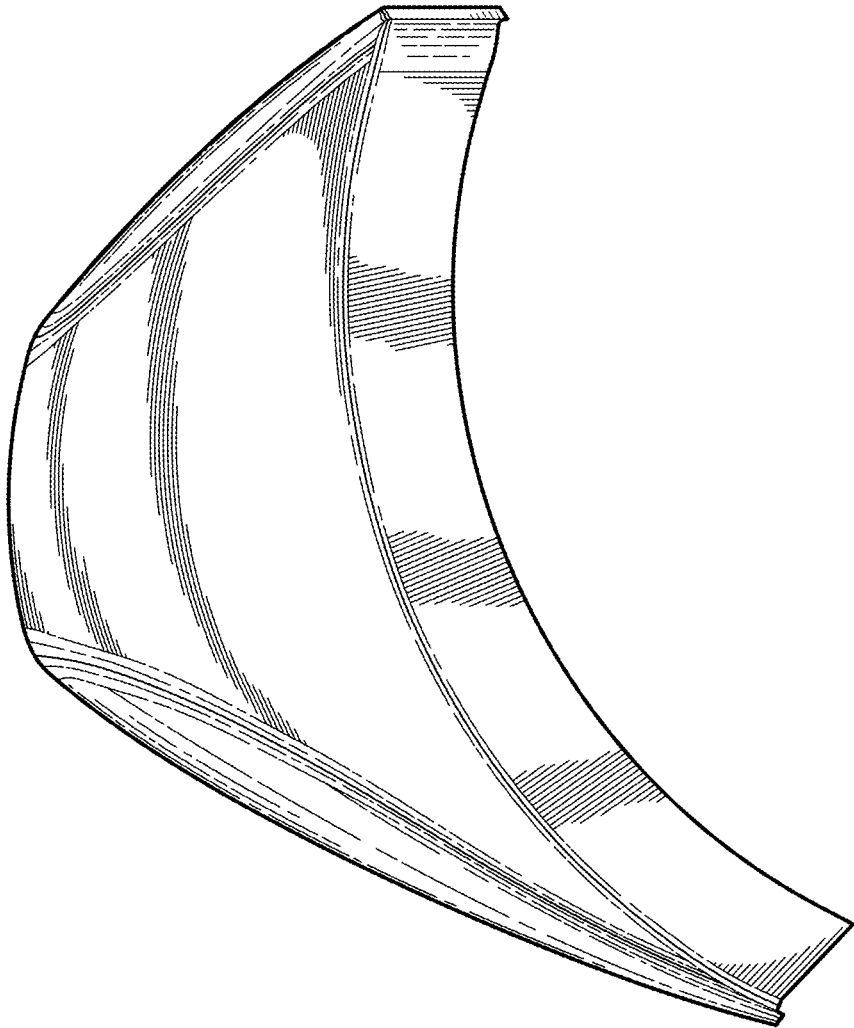
*Fig. 3*



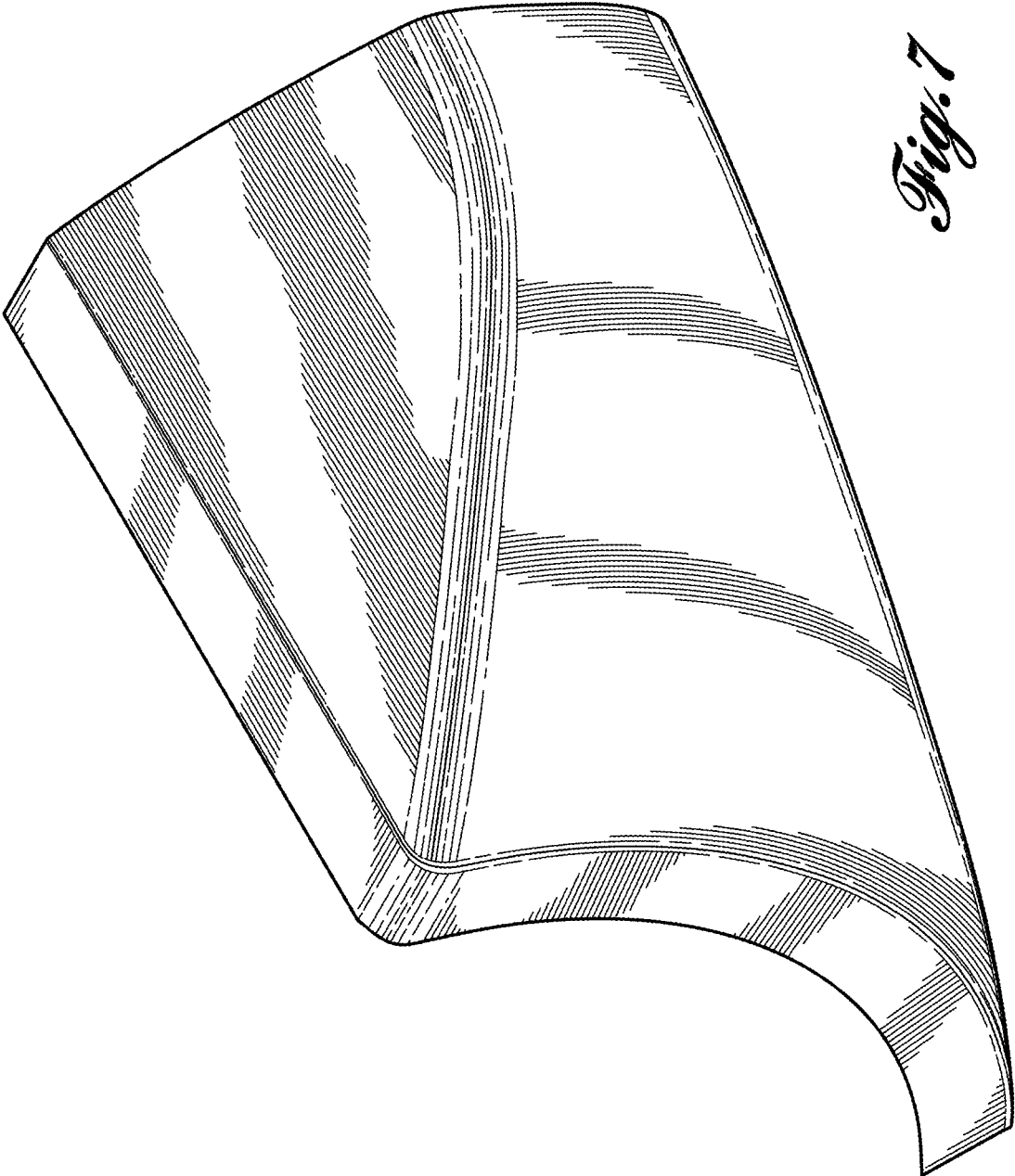
*Fig. 4*



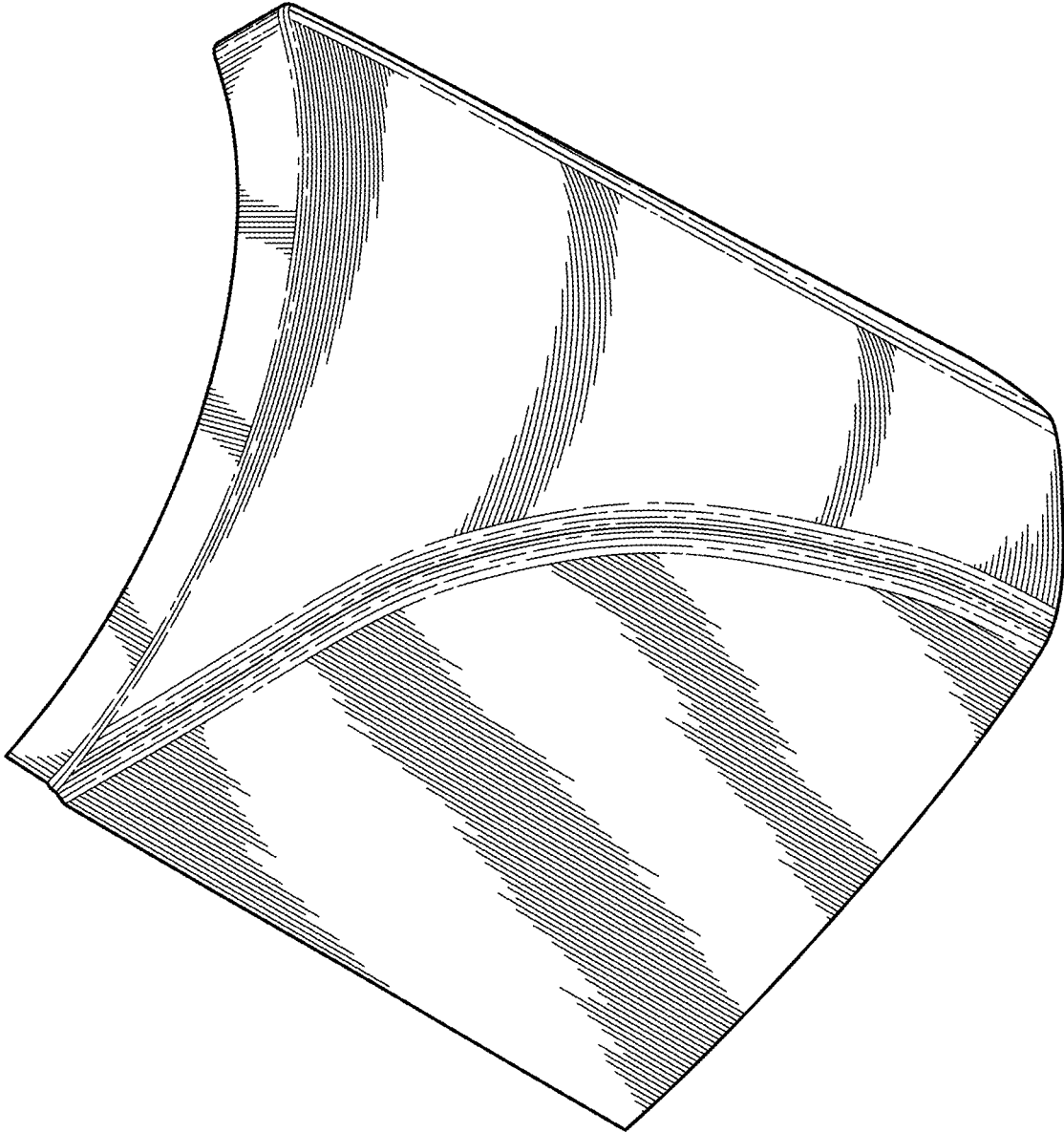
*Fig. 5*



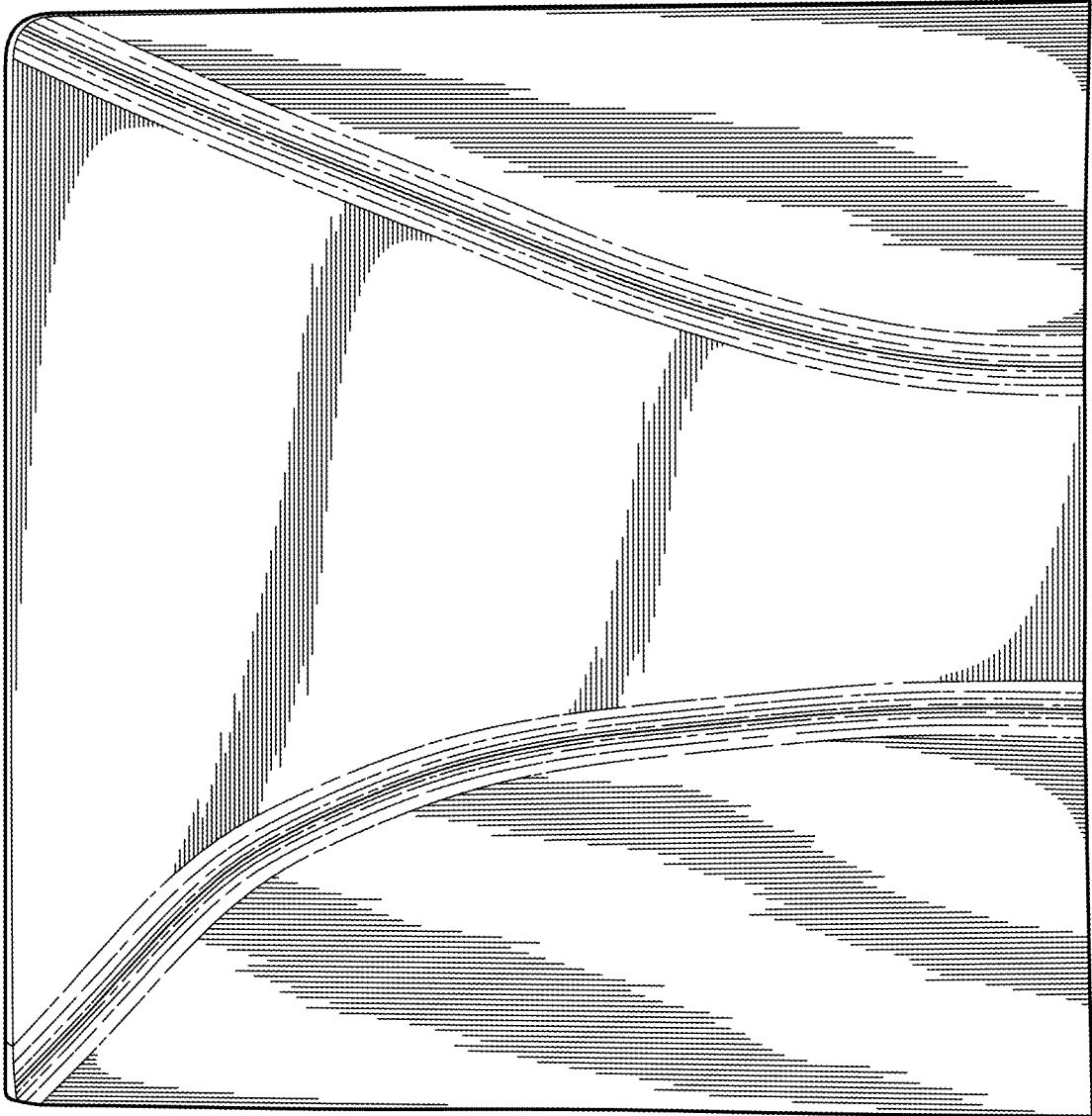
*Fig. 6*



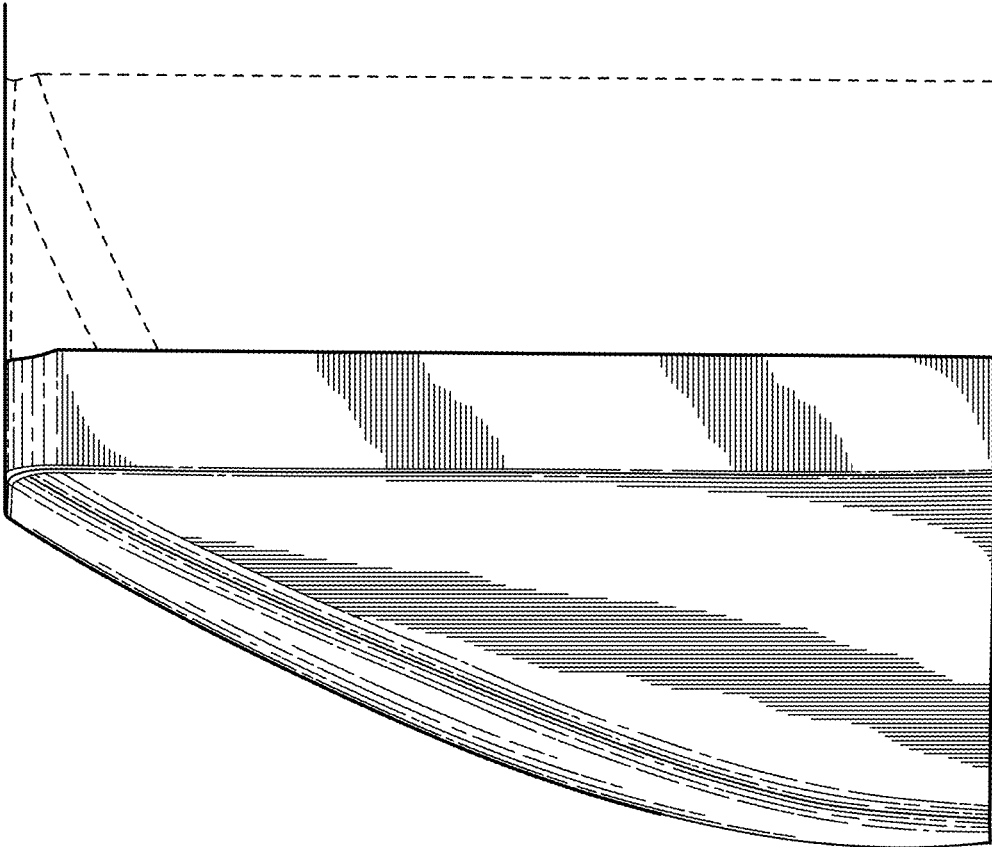
*Fig. 7*



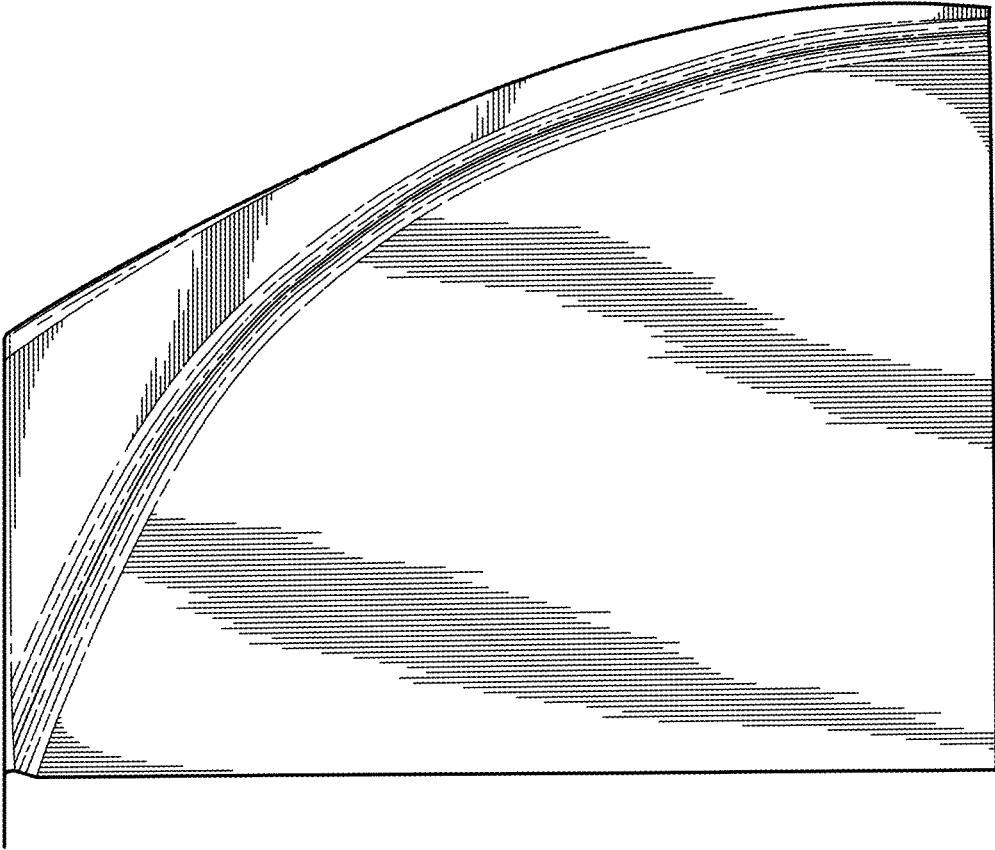
*Fig. 8*



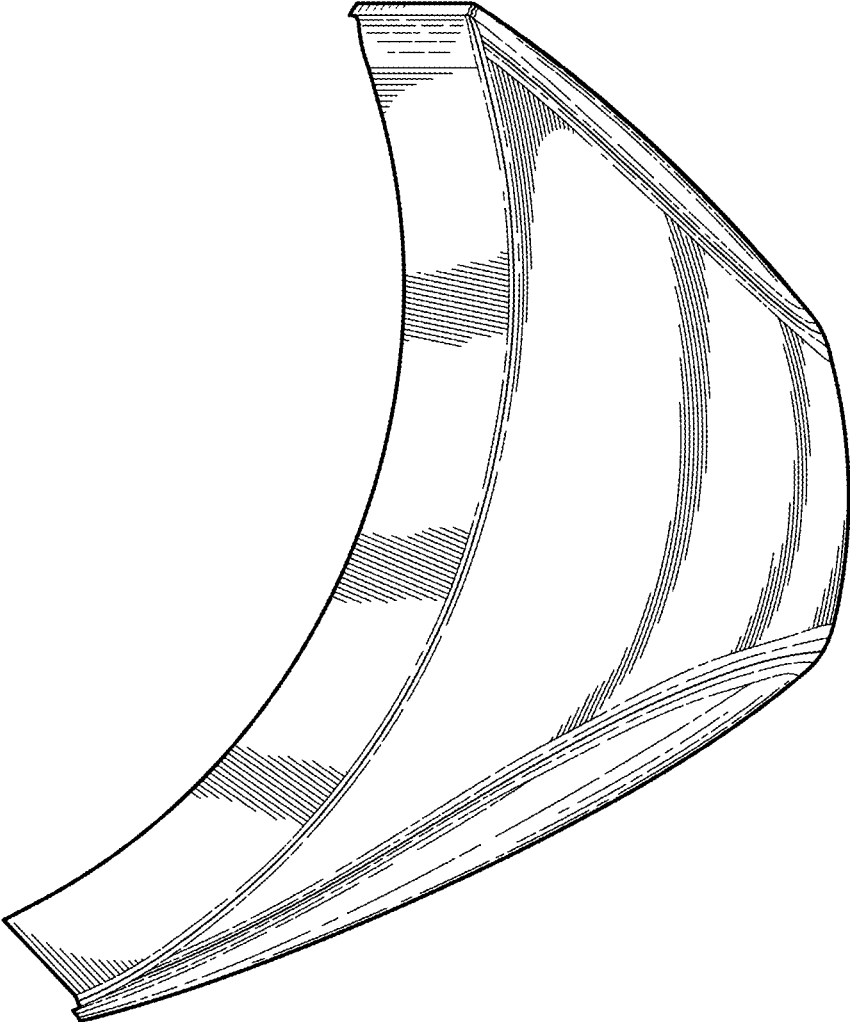
*Fig. 9*



*Fig. 10*



*Fig. 11*



*Fig. 12*