



US00D766570S

(12) **United States Design Patent**
Kao

(10) **Patent No.:** **US D766,570 S**

(45) **Date of Patent:** **** Sep. 20, 2016**

(54) **BOTTLE COVER**

(71) Applicant: **I-Feng Kao**, Tainan (TW)

(72) Inventor: **I-Feng Kao**, Tainan (TW)

(**) Term: **14 Years**

(21) Appl. No.: **29/518,547**

(22) Filed: **Feb. 25, 2015**

(51) **LOC (10) Cl.** **03-01**

(52) **U.S. Cl.**
USPC **D3/229**

(58) **Field of Classification Search**
USPC D7/300, 300.1, 300.2, 303, 316, 317,
D7/396.2, 397, 398, 509, 510, 511, 392.1,
D7/553, 605; D9/738, 763, 778, 434, 435,
D9/436, 439, 445, 447, 448, 449, 450, 452,
D9/453, 454, 438; D28/82; D3/202, 229
CPC A47G 19/22; B65D 41/04; B65D 47/06
See application file for complete search history.

(56) **References Cited**

U.S. PATENT DOCUMENTS

D344,413 S *	2/1994	Bedrosian	D3/202
D421,366 S *	3/2000	Mogil	D7/607
D432,873 S *	10/2000	Fair	D7/607
D470,310 S *	2/2003	Walley	D7/607
6,550,271 B2 *	4/2003	Silbert	A45C 11/20 62/371
D513,363 S *	1/2006	Swartz	D3/202
D525,776 S *	8/2006	Lown	D3/202
D552,342 S *	10/2007	Kao	D3/202
D587,004 S *	2/2009	Lown	D3/202
D604,042 S *	11/2009	Lown	D3/229
D609,454 S *	2/2010	Porter-Young	D3/202
D614,001 S *	4/2010	Welch	D7/605

D650,985 S *	12/2011	Swartz	D3/202
D666,060 S *	8/2012	Welch	D7/606
D674,185 S *	1/2013	Kao	D3/229
D674,276 S *	1/2013	Cohen	D9/434
D682,095 S *	5/2013	Cohen	D9/434
D691,790 S *	10/2013	Denzinger	D3/202
D714,100 S *	9/2014	Hiner	D7/607
9,126,748 B2 *	9/2015	Hiner	B65D 23/104
9,193,516 B2 *	11/2015	Hiner	B65D 23/104
2006/0037982 A1 *	2/2006	Lesser	A45F 5/021 224/148.4
2007/0071366 A1 *	3/2007	Kao	B65D 81/3879 383/38
2013/0334237 A1 *	12/2013	Priest	B65D 23/12 220/739

* cited by examiner

Primary Examiner — Robert M Spear

Assistant Examiner — Marissa J Cash

(74) *Attorney, Agent, or Firm* — Alan D. Kamrath;
Kamrath IP Lawfirm, P.A.

(57) **CLAIM**

The ornamental design for a bottle cover, as shown and described.

DESCRIPTION

FIG. 1 is a perspective view of a bottle cover showing my design;

FIG. 2 is a front elevational view thereof;

FIG. 3 is a rear elevational view thereof;

FIG. 4 is a left elevational view thereof;

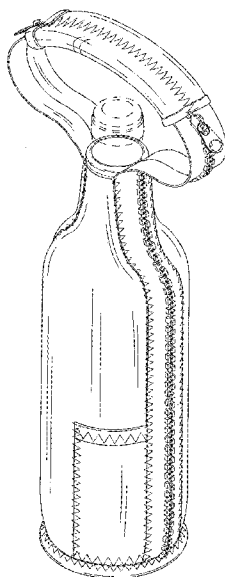
FIG. 5 is a right elevational view thereof;

FIG. 6 is a top view thereof; and,

FIG. 7 is a bottom view thereof.

The broken lines in the drawings represent unclaimed environmental subject matter and form no part of the claim.

1 Claim, 7 Drawing Sheets



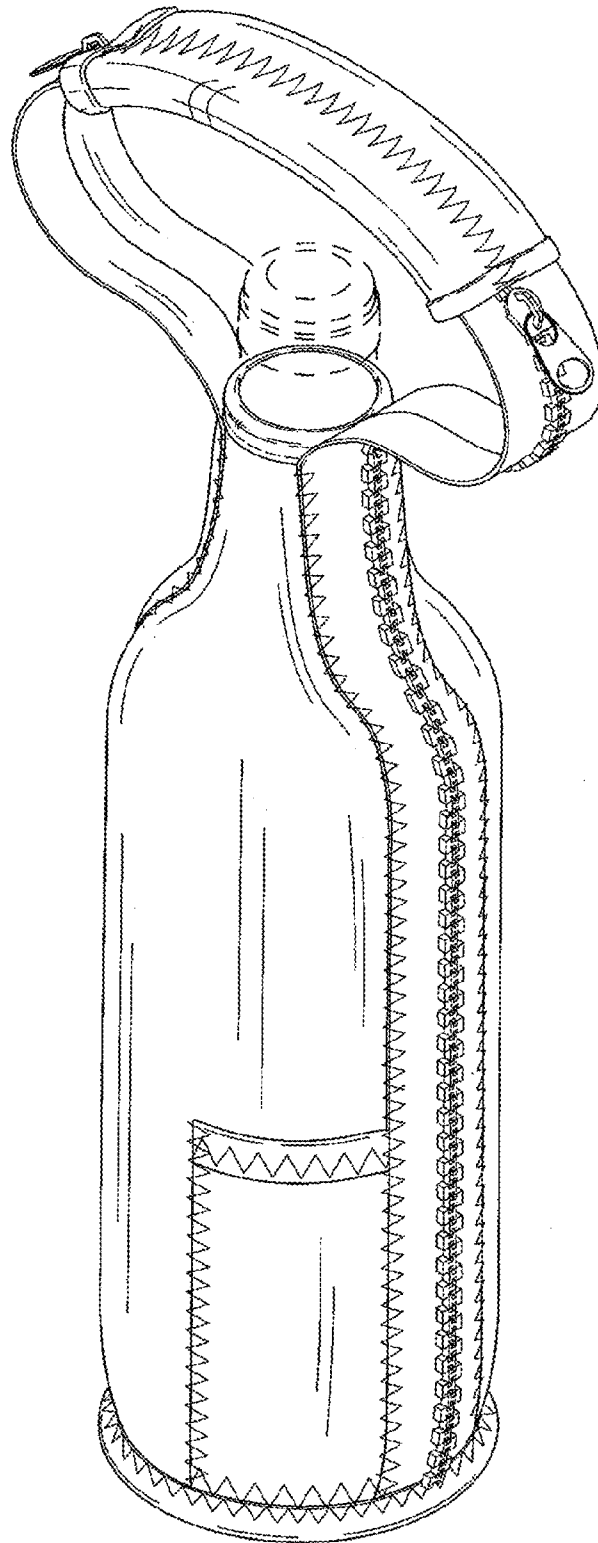


FIG. 1

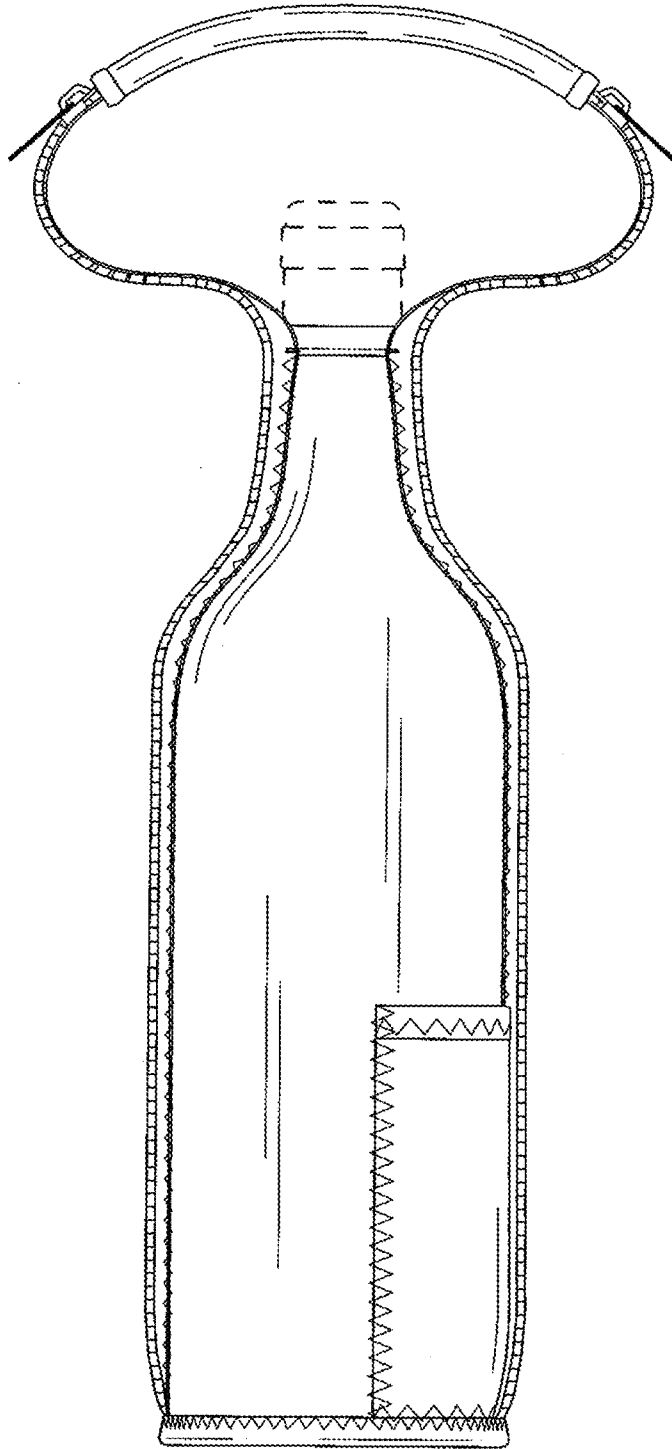


FIG.2

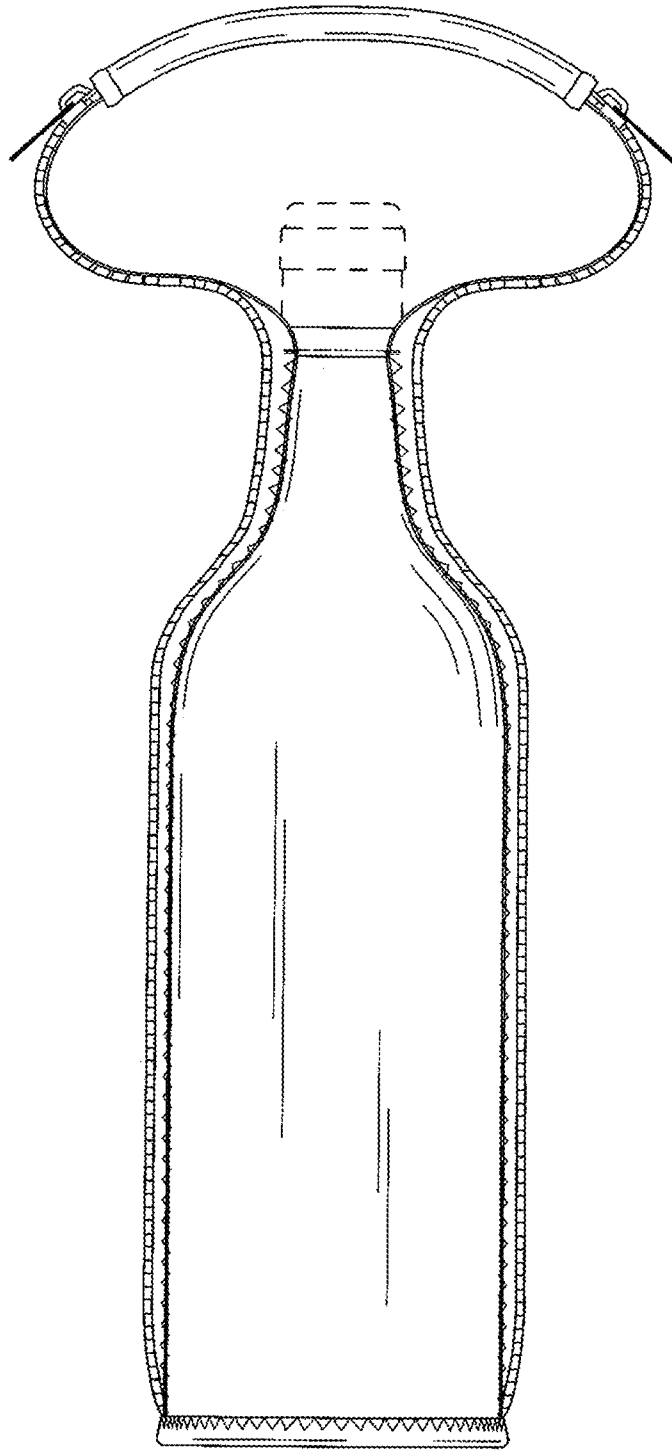


FIG. 3

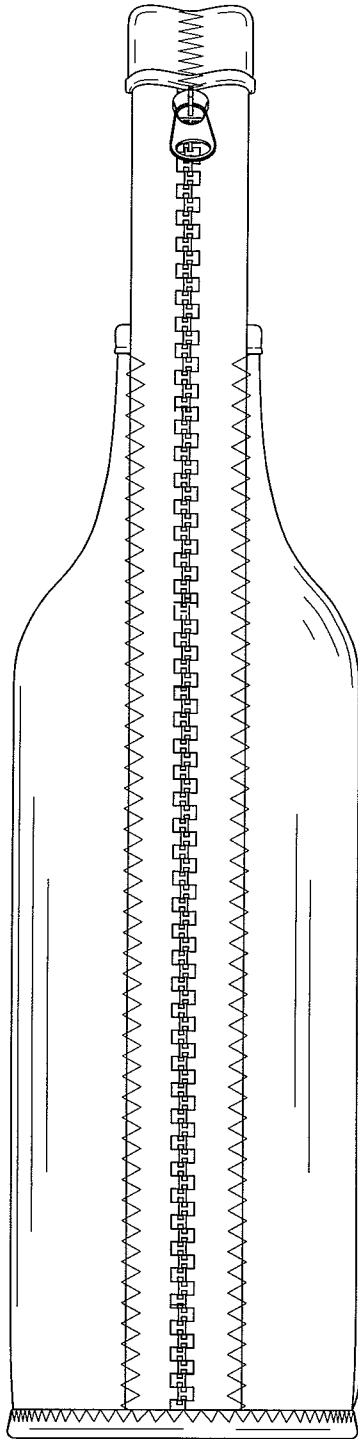


FIG. 4

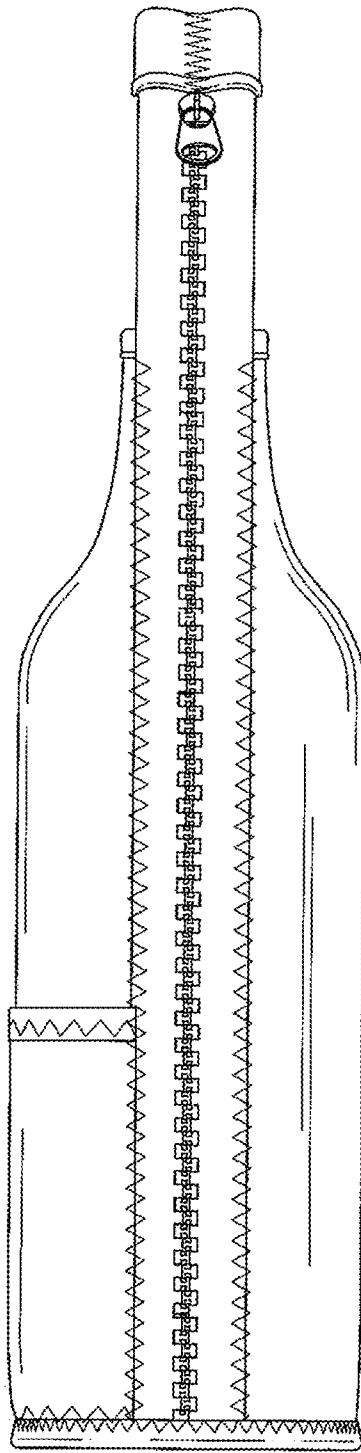


FIG.5

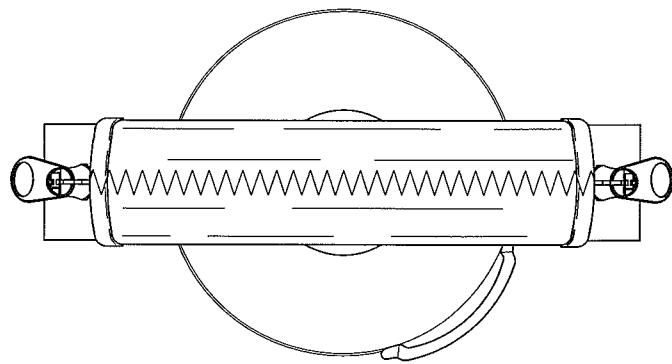


FIG.6




FIG.7