



US00D343700S

# United States Patent [19]

[11] Patent Number: **Des. 343,700**

Griffes

[45] Date of Patent: **\*\* Jan. 25, 1994**

[54] **SPARK ARRESTOR APPARATUS**

[75] Inventor: **Donald L. Griffes**, East Charleston, Vt.

[73] Assignee: **New England Ventilation Technologies**, Newport, Vt.

[\*\*] Term: **14 Years**

[21] Appl. No.: **877,785**

[22] Filed: **May 4, 1992**

[52] U.S. Cl. .... **D23/403**

[58] Field of Search ..... **55/525, DIG. 20; 110/119, 145, 217; 454/12; D23/403**

[56] **References Cited**

**U.S. PATENT DOCUMENTS**

- 561,695 6/1896 Bright ..... 55/DIG. 20
- 4,386,571 6/1983 Dortzbach ..... 110/119

**OTHER PUBLICATIONS**

Heatilator Inc. Adv. Brochure, back cover, Square Chase Cap Chimney Termination (A), lower right side of page.

*Primary Examiner*—Wallace R. Burke  
*Assistant Examiner*—Lisa Lichtenstein  
*Attorney, Agent, or Firm*—Thomas N. Neiman

[57] **CLAIM**

The ornamental design for a spark arrestor apparatus, as shown and described.

**DESCRIPTION**

FIG. 1 is a top plan view of the novel spark arrestor apparatus; FIG. 2 is a side (either) elevational view thereof; FIG. 3 is a frontal (or rear) elevational view thereof; FIG. 4 is a bottom plan view thereof; and, FIG. 5 is a perspective view thereof.




FIG.1

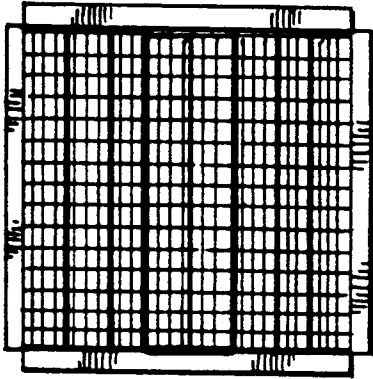


FIG.2



FIG.3



FIG.4

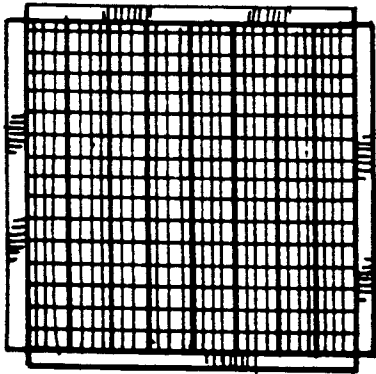


FIG.5

