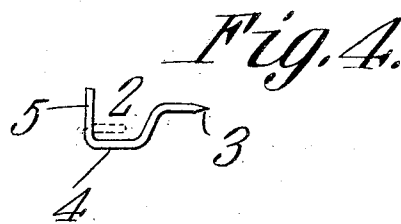

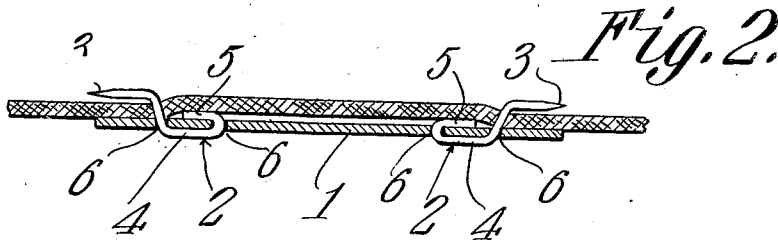
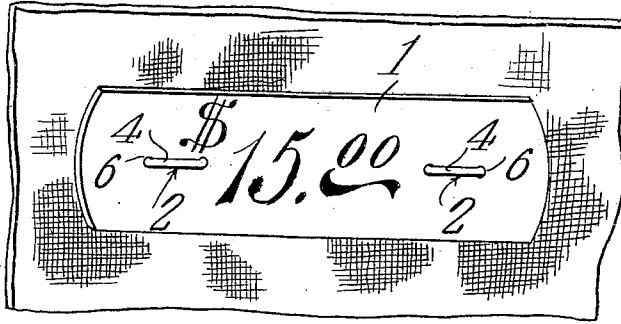


T. H. SHERMAN.
 MERCHANDISE TICKET.
 APPLICATION FILED OCT. 3, 1907.

898,694.

Patented Sept. 15, 1908.

Fig. 1.



Thomas H. Sherman
 Inventor.

Witnesses

E. H. Stewart
Jas. M. Vane

By

C. A. Snow & Co.
 Attorneys

UNITED STATES PATENT OFFICE.

THOMAS HENRY SHERMAN, OF TRAVERSE CITY, MICHIGAN.

MERCHANDISE-TICKET.

No. 898,694.

Specification of Letters Patent.

Patented Sept. 15, 1908.

Application filed October 3, 1907. Serial No. 395,732.

To all whom it may concern:

Be it known that I, THOMAS HENRY SHERMAN, a citizen of the United States, residing at Traverse City, in the county of Grand Traverse and State of Michigan, have invented a new and useful Merchandise-Ticket, of which the following is a specification.

This invention has relation to tickets for merchandise and it consists in the novel construction and arrangement of its parts as hereinafter shown and described.

The object of the invention is to provide a ticket adapted to be readily and securely attached to merchandise such as cloth or similar fabric and which is provided with a surface upon which erasable entries or characters may be placed.

The strip upon which the characters are inscribed is provided at its opposite end portions with pins oppositely disposed with relation to each other and which are adapted to be caught into the fabric when the strip is bowed or sprung at its middle.

In the accompanying drawing:—Figure 1 is a perspective view of the ticket applied. Fig. 2 is a horizontal sectional view of the ticket and fabric. Fig. 3 is a perspective view of the reverse side of the ticket, and Fig. 4 is a detail view of one of the pins before being placed upon the ticket.

The ticket consists of the strip 1 which is preferably made of celluloid or it may be made of any other suitable flexible material upon which characters may be entered or inscribed with a pencil or stylus and which characters may be readily erased therefrom.

The strip 1 is provided at its opposite end portions with the oppositely disposed pins 2. Each pin is provided with a pointed end por-

tion 3 which lies under the strip 1 substantially parallel with the same. Each pin is also provided with an intermediate portion 4 which lies upon the top of the strip 1 and an end portion 5 which lies directly against the underside of the strip 1. At the points where the said portions of the pins merge into each other they pass through suitable perforations 6, 6 provided in the strip 1.

In order to engage the strip with the cloth or fabric the pointed end of one of the pins 2 is inserted into the fabric and the strip 1 is bowed or sprung laterally when the pointed end of the other pin is engaged with the cloth; the strip is then released and in its endeavor to assume a position in a plane the said pins are spread apart and their pointed ends are forced through the cloth.

Having described my invention what I claim as new and desire to secure by Letters-Patent is:—

A ticket comprising a flexible strip having a surface for the reception of inscriptions and pins located in alinement with each other at the opposite end portions of the strip and having their pointed ends disposed in opposite directions, the pointed end portions of said pins being spaced from the strip, each pin when in position upon the strip having all of its parts lying in the same plane and with its opposite ends disposed in the same direction.

In testimony that I claim the foregoing as my own, I have hereto affixed my signature in the presence of two witnesses.

THOMAS HENRY SHERMAN.

Witnesses:

CARL NORD,
CHARLES F. HUNTER.