

Jan. 31, 1967

J. J. ERICKSON

3,301,387

WALL HANGING DIAPER HOLDER

Filed Dec. 14, 1964

Fig. 1

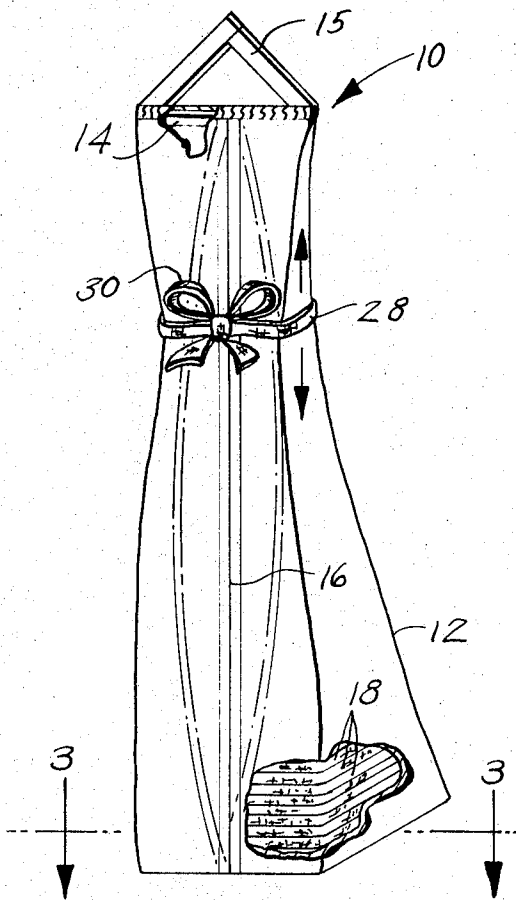


Fig. 2

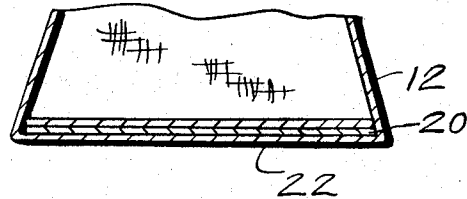
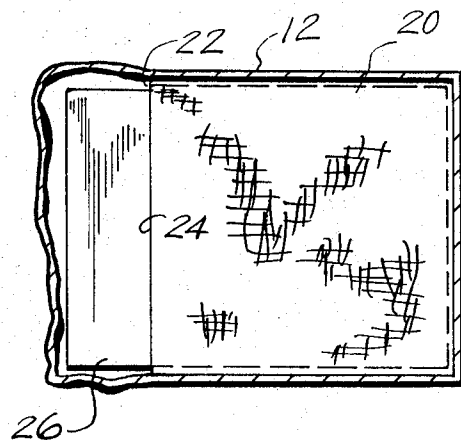


Fig. 3



1

3,301,387
WALL HANGING DIAPER HOLDER
 John J. Erickson, 1001 W. Date Ave.,
 Lompoc, Calif. 93436
 Filed Dec. 14, 1964, Ser. No. 417,892
 6 Claims. (Cl. 206—7)

This invention relates to containers and more particularly to a pouch for storing diapers or the like.

It is an object of the present invention to provide a diaper holder which will hold a plurality of folded diapers, leaving drawers, dresser tops and the like free of such articles.

Another object of the present invention is to provide a diaper holder which will be novel and decorative in appearance and will have elongated slit means in the front to easily remove the diapers as desired, or to hold fresh diapers therein, and will have a freely slidable ribbon to keep the pouch neat in appearance.

Other objects of the invention are to provide a diaper pouch bearing the above objects in mind which is of simple construction, has a minimum number of parts, is inexpensive to manufacture and efficient in operation and use.

For other objects and for a better understanding of the invention, reference may be had to the following detailed description taken in conjunction with the accompanying drawing, in which:

FIGURE 1 is a perspective view of the present invention shown partly broken away and showing the open position in phantom lines;

FIGURE 2 is a fragmentary side view of FIGURE 1 showing the diapers removed therefrom; and

FIGURE 3 is a cross sectional view taken along the lines 3—3 of FIGURE 1 showing the baseboard partially removed.

Referring now more in detail to the drawing, a diaper pouch 10 made in accordance with the present invention is shown to include an elongated hollow cloth bag 12 having an internal and upper cross member 14 which provides stiffening means for the upper extremity of pouch 10. A V-shaped strip 15 is fixedly secured externally of and to the upper extremity of bag 12 and provides a convenient means for hanging or supporting diaper pouch 10 from a wall or other surface. An elongated slit 16 extends from the uppermost front to the lowermost front of bag 12 and provides a means for placing folded diapers 18 into diaper pouch 10. A panel 20 of rectangular configuration is sewed along three edges to the bottom 22 of bag 12 and forms pocket means through the unsewed opening 24 in order to slidably receive a rectangular cardboard 26 which provides stiffening means for bottom 22 to rigidly support the plurality of diapers 18 within pouch 10.

In use, diaper pouch 10 is suspended by means of strip 15 which is placed over a suitable wall fastener or the like. The diapers 18 are placed into diaper pouch 10 by opening the slit 16 and are removed in the same manner. A ribbon 28 encircles diaper pouch 10 and is provided with a bow 30 and may be slid upwardly or downwardly to accommodate the quantity of diapers 18 within diaper pouch 10 and allow it to look neat at all times.

It shall be noted that various designs may be sewed or otherwise applied on the side of diaper pouch 10 to enhance its decorative appearance.

2

While various changes may be made in the detail construction, it shall be understood that such changes shall be within the spirit and scope of the present invention as defined by the appended claims.

What I claim as new and desire to protect by Letters Patent of the United States is:

1. A diaper pouch for storing diapers comprising in combination an elongated hollow and flexible cloth bag providing container means for a plurality of stacked and folded diapers, an internal cross member carried within said bag providing stiffening means for the upper extremity of said pouch, a strap means on the upper extremity of said pouch providing a means for suspending said pouch from a suitable fastener, an internal panel of rectangular configuration carried within said bag providing pocket means for a cardboard sheet of rectangular configuration forming a stiffener for the base of said pouch, a decorative ribbon carried by said bag providing a means for neatly keeping said bag closed and also indicating the approximate amount of remaining diapers contained within said bag or pouch.

2. The combination according to claim 1 wherein said cross member is received and secured in the upper extremity internally of said bag of said pouch and provides a means for spreading the sides of said bag so that said pouch may lay flat against the surface from which it depends.

3. The combination according to claim 2 wherein a V-shaped strap is secured externally of the upper extremity of said pouch and provides a means for resting upon its projecting fastener secured to a wall or other surface to allow said pouch to depend therefrom.

4. The combination according to claim 3 wherein the front surface of said pouch is provided with an elongated slit extending from the upper extremity of said bag to the lower extremity of said bag and provides a means for more easily introducing folded diapers into the interior of said pouch or removing said folded diapers from the interior thereof.

5. The combination according to claim 4 wherein said plurality of folded diapers received within said pouch rests upon a rectangular panel sewed to the base of said bag, said panel being stitched along three edges and allowing one edge to form an opening for receiving a cardboard sheet of rectangular configuration which is removable so that said bag may be laundered without destroying said cardboard sheet, and said cardboard panel thus further adds stiffening to the bottom of said pouch in order to prevent said diapers from bulging in an unsightly fashion, at the bottom of said pouch.

6. The combination according to claim 5 wherein a means for closing said slit of said bag and indicating the number of folded diapers remain within said pouch comprises a ribbon which is tied with a bow and encircles said pouch and may be slid upwardly and downwardly depending upon the number of diapers contained within said pouch.

References Cited by the Examiner

UNITED STATES PATENTS

D. 95,712	5/1935	Silverstein.	
1,997,637	4/1935	Gebelein	150—1
2,040,559	5/1936	Luttrell	150—1
2,746,582	5/1956	Cart	150—12
3,157,303	11/1964	Siegel	150—52 X

FRANKLIN T. GARRETT, *Primary Examiner.*