



US00D350227S

United States Patent [19]

[11] Patent Number: **Des. 350,227**

Kilgore

[45] Date of Patent: **** Sep. 6, 1994**

- [54] **HEEL INSERT FOR A SHOE SOLE**
- [75] Inventor: **Bruce J. Kilgore**, Lake Oswego, Oreg.
- [73] Assignee: **Nike, Inc.**, Beaverton, Oreg.
- [**] Term: **14 Years**
- [21] Appl. No.: **17,644**
- [22] Filed: **Jan. 19, 1994**

4,616,431 10/1986 Dassler 36/28
 4,660,299 4/1987 Omilusik 36/7.8

(List continued on next page.)

FOREIGN PATENT DOCUMENTS

51380 12/1911 Austria .
 1227420 of 0000 France .
 946494 6/1949 France 36/7.8
 1526637A1 of 0000 U.S.S.R. .

Primary Examiner—Louis S. Zarfaz
Attorney, Agent, or Firm—Banner, Birch, McKie & Beckett

Related U.S. Application Data

- [62] Division of Ser. No. 786,887, Nov. 1, 1991, Pat. No. Des. 344,400.
- [52] U.S. Cl. **D2/964; D2/967**
- [58] Field of Search **D2/896, 946, 950, 961, D2/964-967; 36/1, 3 B, 7.8, 28, 29, 34 R, 35 R, 35 B, 37, 38, 43, 44, 89, 27, 106, 114, 132, 136**

[57] CLAIM

The ornamental design for a heel insert for a shoe sole, as shown and described.

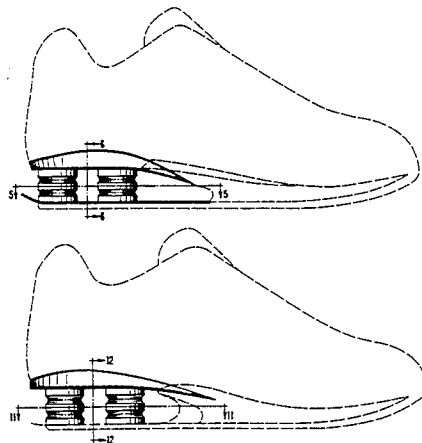
[56] References Cited

U.S. PATENT DOCUMENTS

D. 39,747	1/1909	McKenna .	
D. 136,960	1/1944	Shuford .	
D. 145,817	10/1946	Payne	D2/965
D. 260,196	8/1981	Plagenhoef .	
D. 261,946	11/1981	Trask	D2/950
D. 296,493	7/1988	Diaz .	
D. 308,285	6/1990	Serna .	
413,693	10/1889	Walker	36/7.8
507,490	10/1893	Gambino	36/28
622,673	4/1899	Ferrata	36/3 B
968,020	8/1910	Yandoli	36/27 X
1,075,039	10/1913	Keith	36/1
1,469,717	10/1923	Cutting	36/3 B
2,048,683	7/1936	Brockman	D2/964 X
2,399,543	4/1946	Dack	36/106
2,710,460	6/1955	Stasinos	36/28 X
2,985,971	8/1960	Murawski	36/29
3,822,490	7/1974	Murawski	36/35 R
4,223,457	9/1980	Borgeas	36/37 X
4,237,625	12/1980	Cole et al.	36/28
4,262,433	4/1981	Hagg et al.	36/35 B
4,322,892	4/1982	Inohora	36/29
4,392,666	7/1983	Ramer	36/38 X
4,438,573	3/1984	McBarrow	36/3 B
4,535,553	8/1985	Derderian et al.	36/28
4,573,279	3/1986	Feuer-Zogel et al.	36/35 R
4,611,412	9/1986	Cohen	32/28

DESCRIPTION

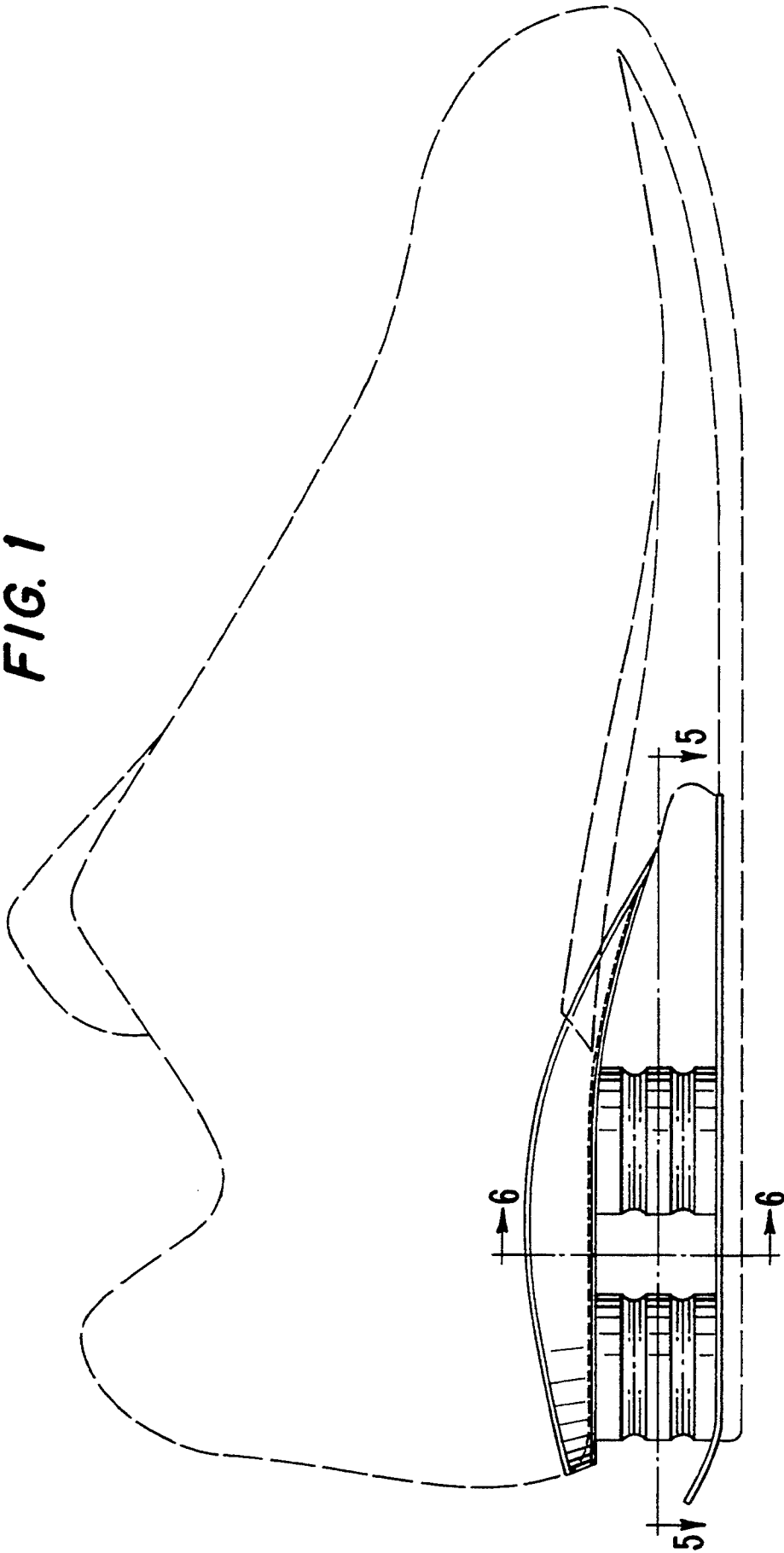
FIG. 1 is an elevational view of one side of a heel insert for a shoe sole showing my new design;
 FIG. 2 is an elevational view of the other side thereof;
 FIG. 3 is a top plan view thereof;
 FIG. 4 is a rear elevational view thereof;
 FIG. 5 is a cross sectional view taken along line 5—5 of FIG. 1;
 FIG. 6 is a cross sectional view taken along line 6—6 of FIG. 1;
 FIG. 7 is an elevational view of one side of a second embodiment of a heel insert for a shoe sole showing my new design;
 FIG. 8 is an elevational view of the other side of the second embodiment;
 FIG. 9 is a top plan view of the second embodiment;
 FIG. 10 is a rear elevational view of the second embodiment;
 FIG. 11 is a cross sectional view taken along line 11—11 of FIG. 7; and,
 FIG. 12 is a cross sectional view taken along line 12—12 of FIG. 7.
 The broken lines showing the remaining portions of the sole and shoe upper in FIGS. 1-12 form no part of the claimed design.



U.S. PATENT DOCUMENTS

4,663,865	5/1987	Telecemian	36/114	4,878,300	11/1989	Bogaty	36/28 X
4,680,875	7/1987	Danieli	36/28 X	4,881,329	11/1989	Crowley	36/38
4,680,876	7/1987	Peng	36/35 B	4,887,367	12/1989	Mackness et al.	36/28
4,715,130	12/1987	Scatena	36/28 X	4,918,838	4/1990	Chang	36/28
4,722,131	2/1988	Huang .		4,918,841	4/1990	Turner et al.	36/114
4,815,221	3/1989	Diaz	36/28 X	4,936,029	6/1990	Rudy	36/29
4,817,304	4/1989	Parker et al.	36/114	4,936,030	6/1990	Rennex	36/28
4,843,741	7/1989	Yung-Mao	36/114	4,956,927	9/1990	Misevich et al.	36/28 X
				5,014,449	5/1991	Richard et al.	36/114

FIG. 1



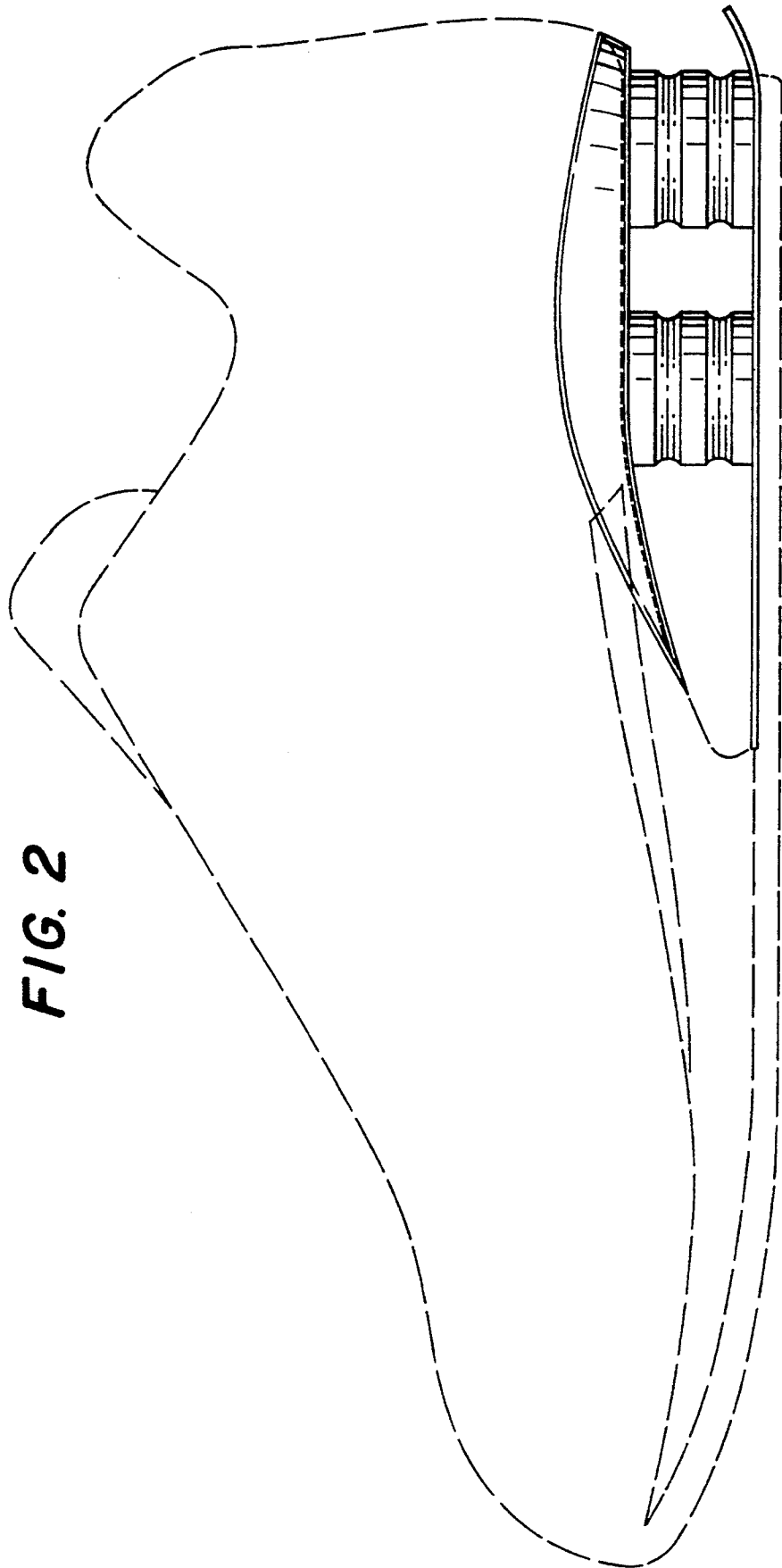


FIG. 2

FIG. 3

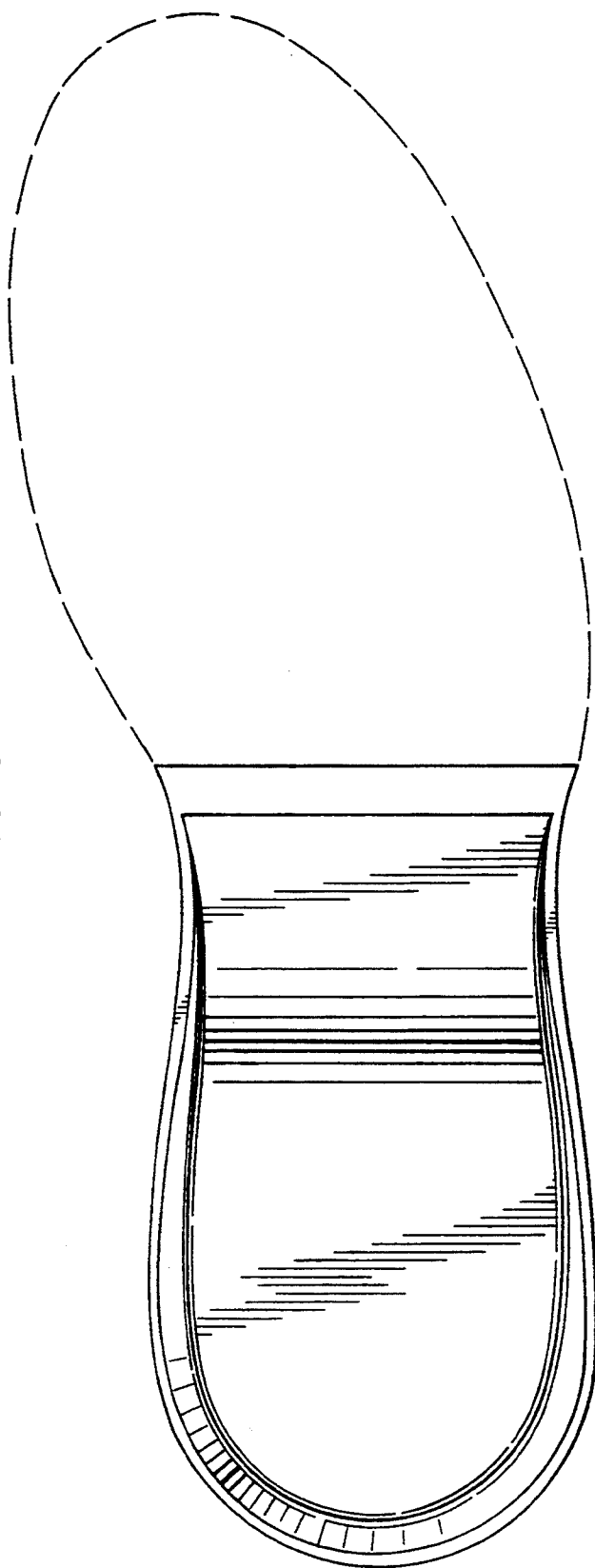


FIG. 5

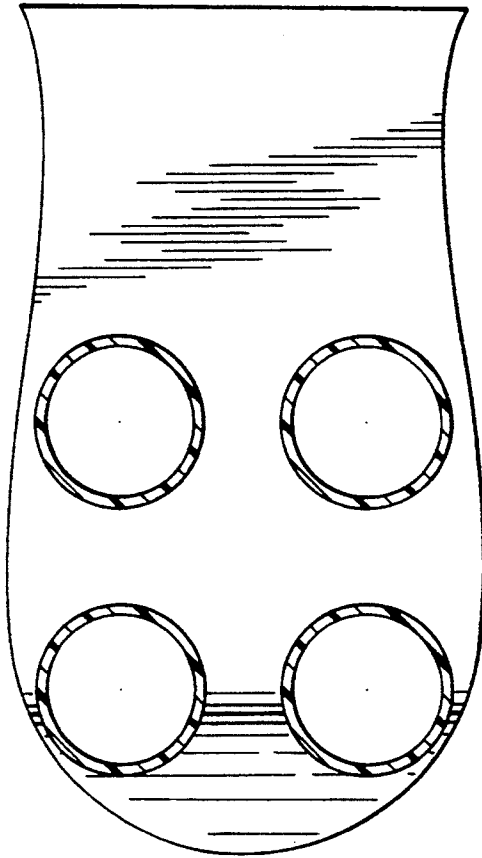


FIG. 6

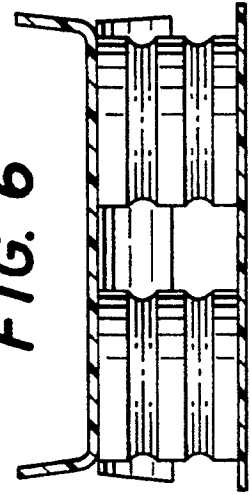


FIG. 4

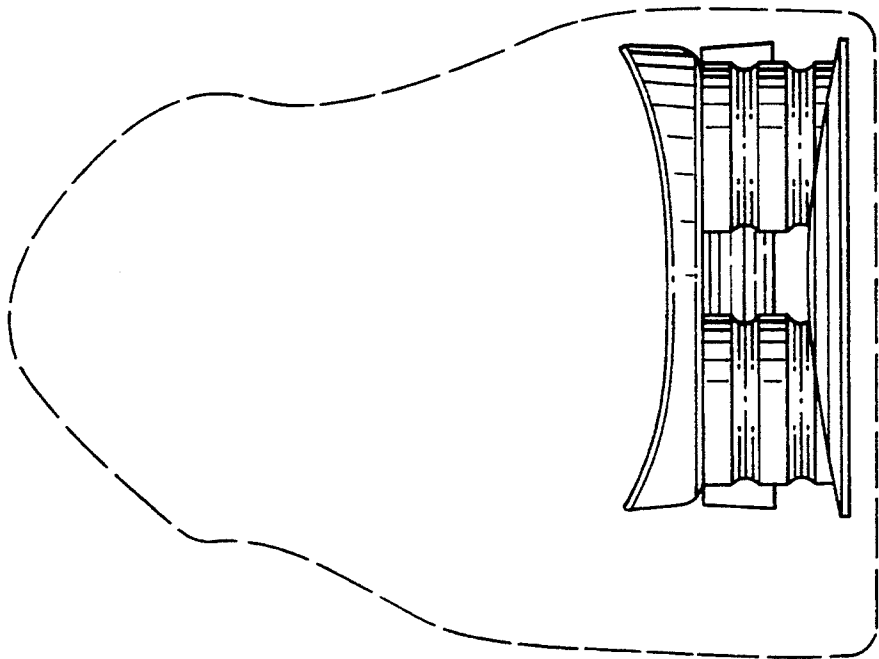


FIG. 7

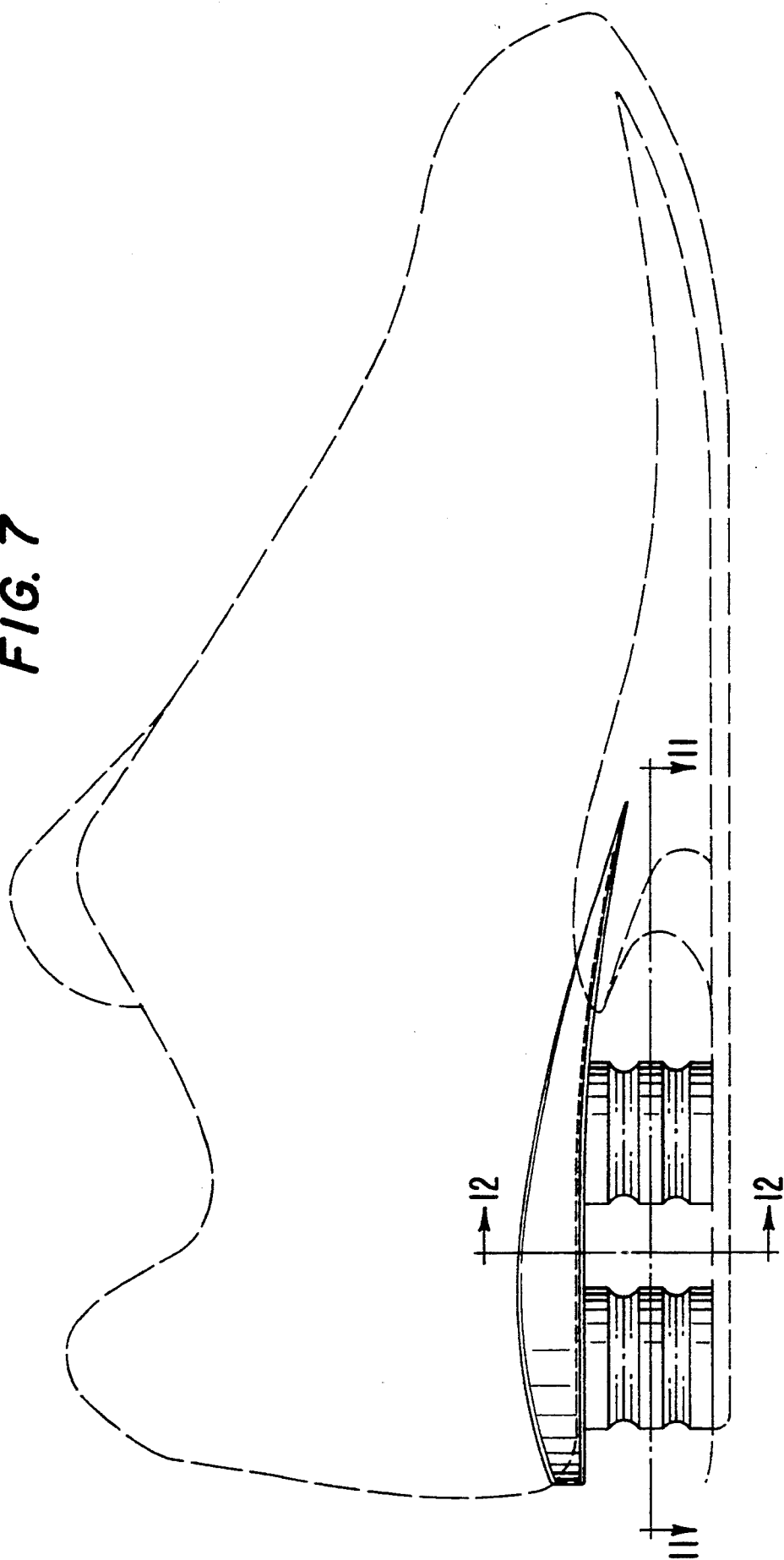


FIG. 8

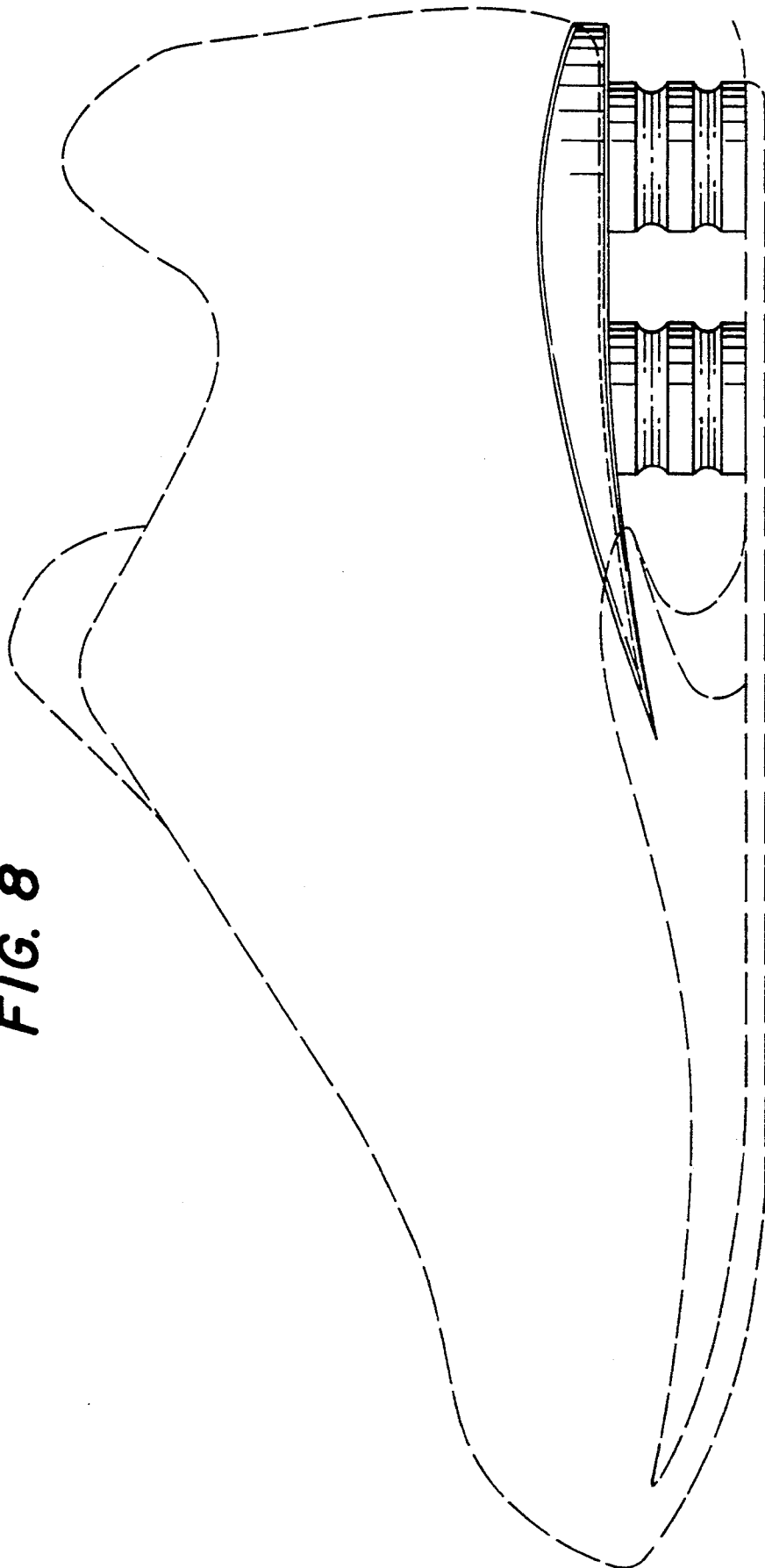


FIG. 9

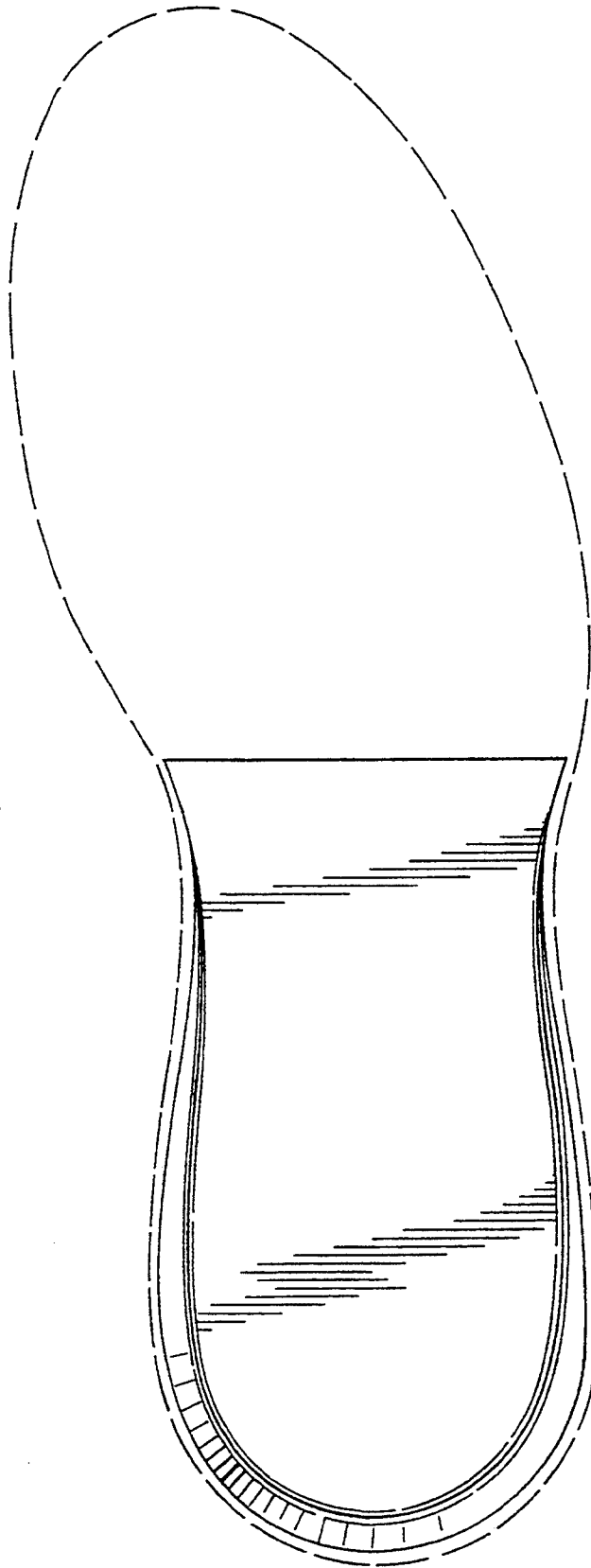


FIG. 11

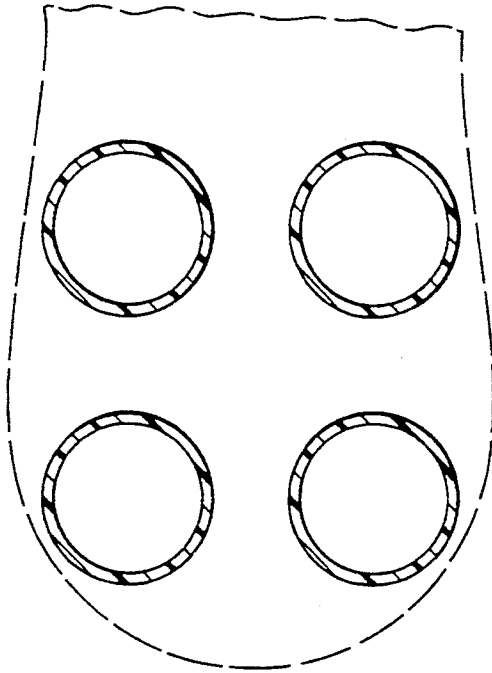


FIG. 12

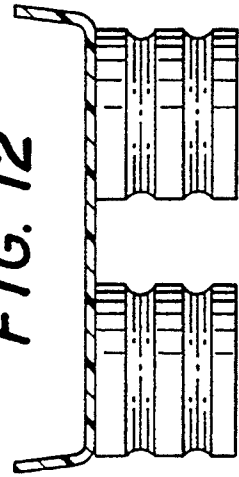


FIG. 10

