



US00D576830S

(12) **United States Design Patent**
Kristensen et al.

(10) **Patent No.:** **US D576,830 S**

(45) **Date of Patent:** **** Sep. 16, 2008**

(54) **HEATED TOWEL RAIL**

D324,620 S *	3/1992	Chalot	D6/548
D338,794 S *	8/1993	Wilsker	D6/549
D412,630 S *	8/1999	Lowe	D6/462

(75) Inventors: **Mogens Kristensen**, Horsens (DK);
Torben Madsen, Horsens (DK)

* cited by examiner

(73) Assignee: **Vola A/S**, Horsens (DK)

Primary Examiner—Brian N Vinson

(**) Term: **14 Years**

(74) *Attorney, Agent, or Firm*—Buchanan Ingersoll & Rooney PC

(21) Appl. No.: **29/287,166**

(57) **CLAIM**

(22) Filed: **Jul. 5, 2007**

The ornamental design for a heated towel rail, as shown and described.

(30) **Foreign Application Priority Data**

Feb. 8, 2007 (EM) 000666193

DESCRIPTION

(51) **LOC (8) Cl.** **06-04**

FIG. 1 is a front and right side perspective view of a heated towel rail showing our new design;

(52) **U.S. Cl.** **D6/548**

FIG. 2 is a front elevational view thereof;

(58) **Field of Classification Search** D6/546–550;
248/205.1, 213.1; 211/16, 85.29, 86.01,
211/87.01, 88.04, 106, 119.004, 181.1, 182
See application file for complete search history.

FIG. 3 is a right side elevational thereof;

FIG. 4 is a left side elevational view thereof; and,

FIG. 5 is a top plan view thereof.

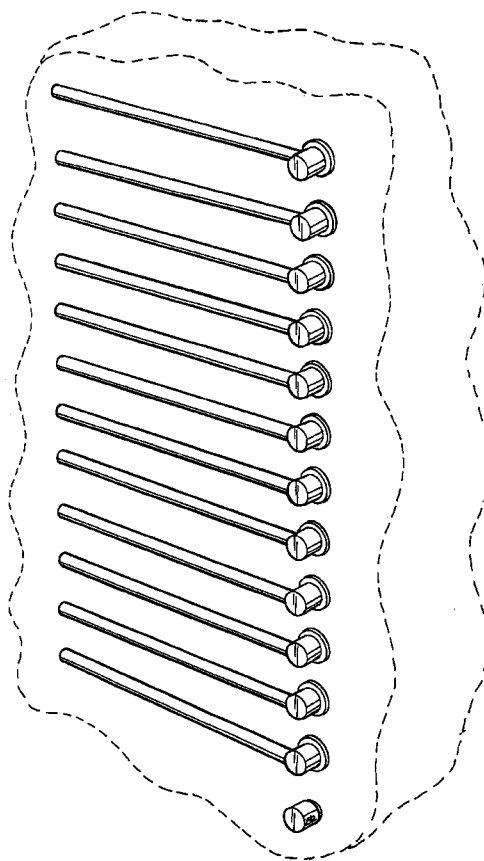
(56) **References Cited**

Where included, broken lines are for illustrative purposes only and form no part of the claimed design.

U.S. PATENT DOCUMENTS

D180,811 S *	8/1957	Schoenfeld	D6/549
D244,654 S *	6/1977	Tegner	D6/548

1 Claim, 5 Drawing Sheets



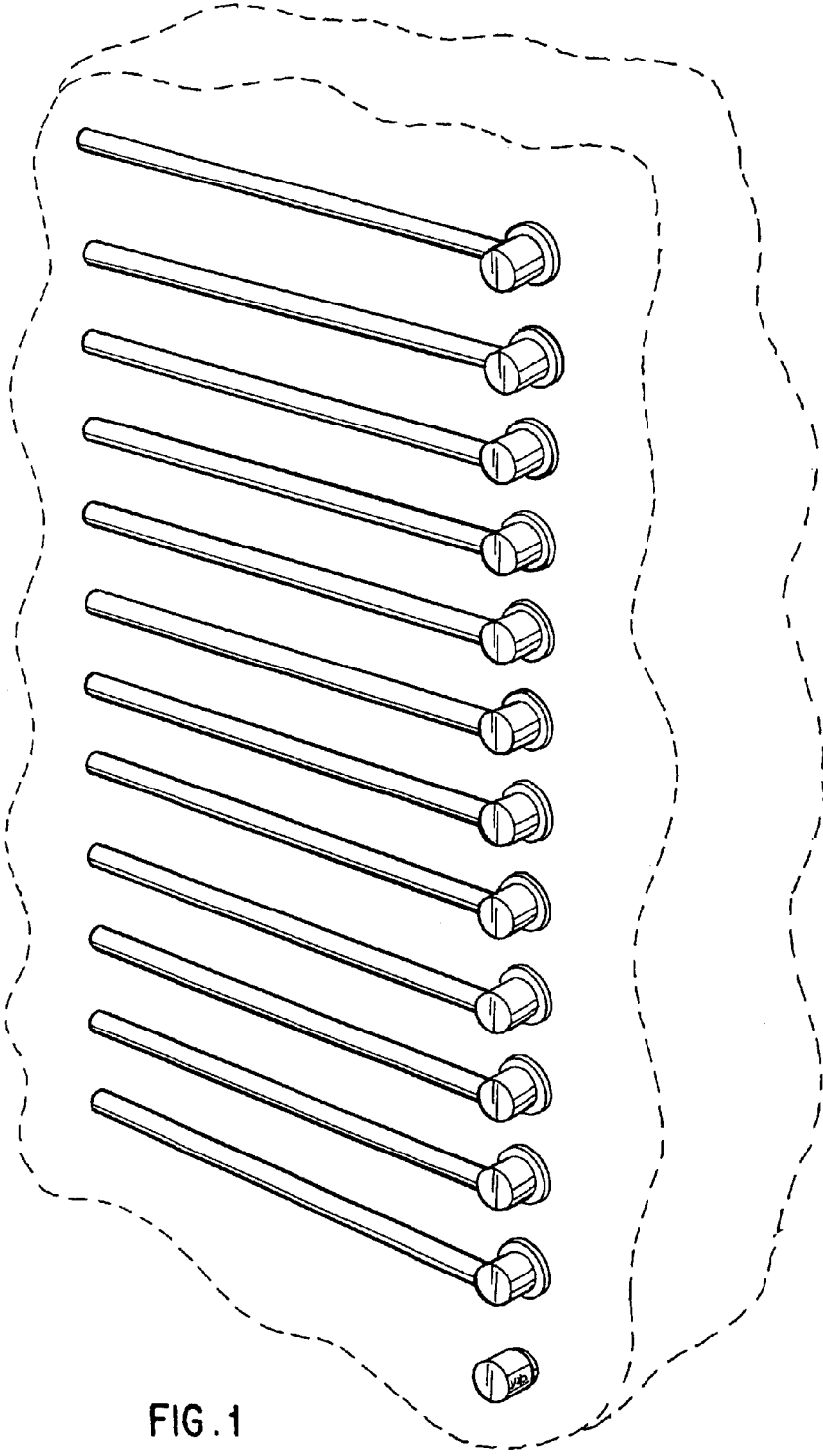


FIG. 1

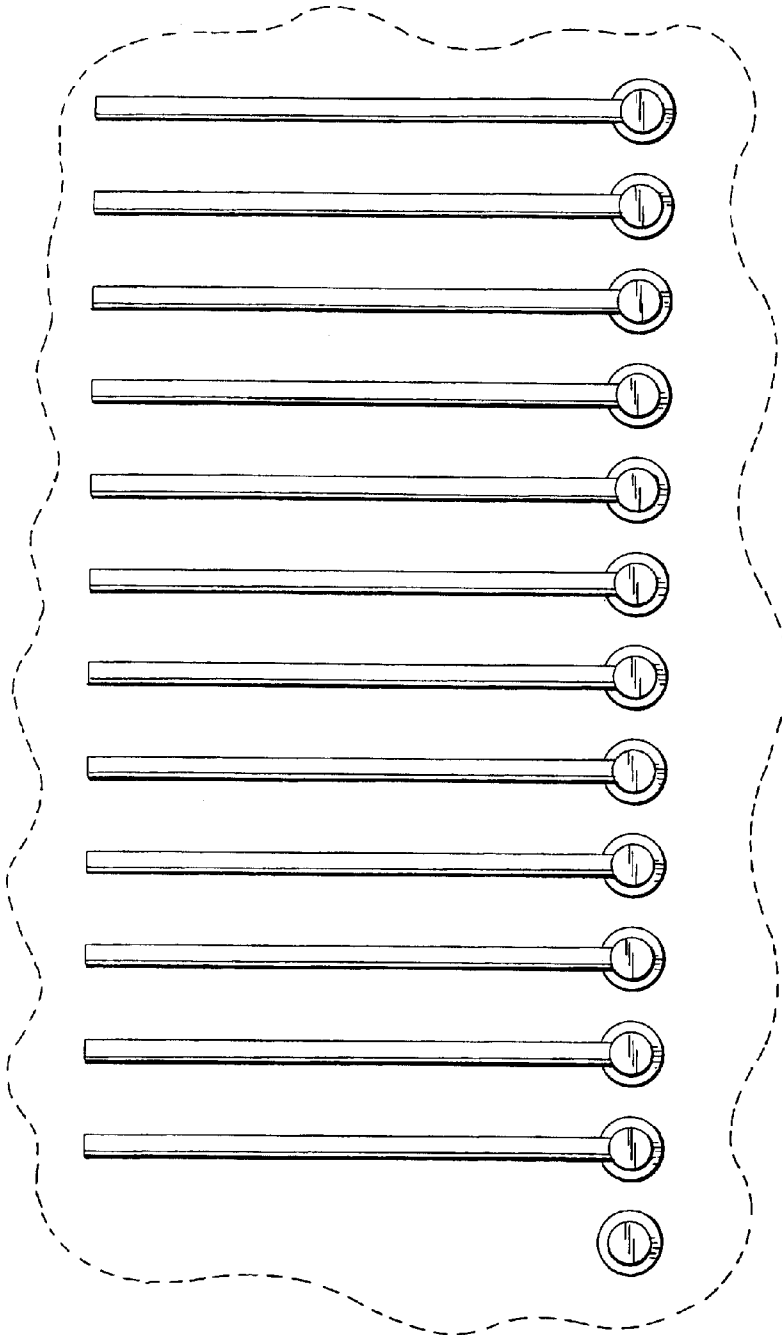


FIG. 2

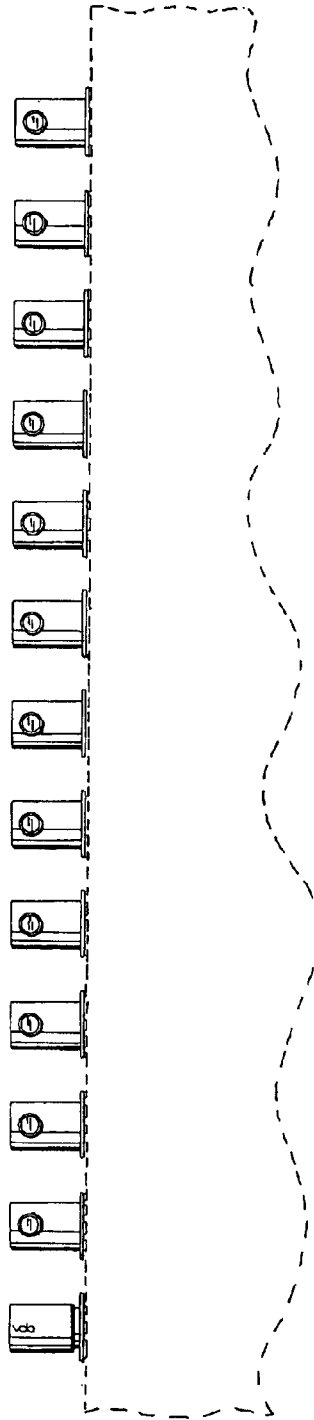


FIG. 3

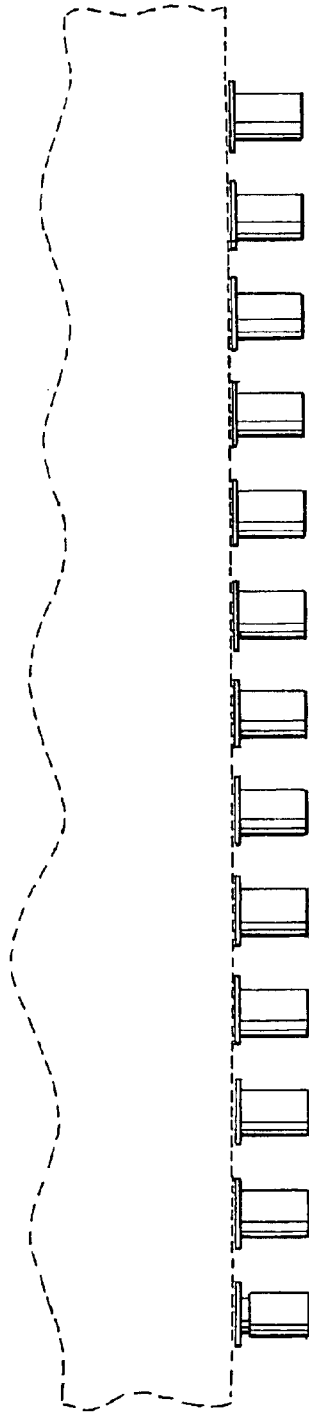


FIG. 4

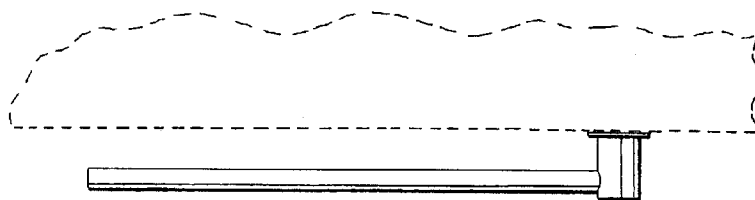


FIG. 5