



US009339438B2

(12) **United States Patent**
Lev et al.

(10) **Patent No.:** **US 9,339,438 B2**
(45) **Date of Patent:** **May 17, 2016**

(54) **TELESCOPIC FEMALE DRUG VIAL ADAPTER**

(71) Applicant: **MEDIMOP Medical Projects Ltd.,**
Ra'anana (IL)

(72) Inventors: **Nimrod Lev**, Savion (IL); **Igor Denenbourg**, Gedera (IL); **Mordechai Bukhman**, Netanya (IL)

(73) Assignee: **Medimop Medical Projects Ltd.,**
Ra'anana (IL)

(*) Notice: Subject to any disclaimer, the term of this patent is extended or adjusted under 35 U.S.C. 154(b) by 0 days.

(21) Appl. No.: **14/425,482**

(22) PCT Filed: **Oct. 17, 2012**

(86) PCT No.: **PCT/IL2012/050407**

§ 371 (c)(1),

(2) Date: **Mar. 3, 2015**

(87) PCT Pub. No.: **WO2014/041529**

PCT Pub. Date: **Mar. 20, 2014**

(65) **Prior Publication Data**

US 2015/0231034 A1 Aug. 20, 2015

(30) **Foreign Application Priority Data**

Sep. 13, 2012 (IL) 221920

(51) **Int. Cl.**
A61J 1/20 (2006.01)

(52) **U.S. Cl.**
CPC **A61J 1/2055** (2015.05); **A61J 1/2051**
(2015.05); **A61J 1/2075** (2015.05); **A61J**
1/2082 (2015.05)

(58) **Field of Classification Search**

CPC **A61J 1/2055**; **A61J 1/2051**
See application file for complete search history.

(56) **References Cited**

U.S. PATENT DOCUMENTS

62,333	A	2/1867	Holl
1,021,681	A	3/1912	Jennings
1,704,817	A	3/1929	Ayers
1,930,944	A	10/1933	Schmitz, Jr.
2,326,490	A	8/1943	Perelson
2,931,668	A	4/1960	Baley
2,968,497	A	1/1961	Treleman
3,059,643	A	10/1962	Barton

(Continued)

FOREIGN PATENT DOCUMENTS

CN	1950049	A	4/2007
DE	1913926	A1	9/1970

(Continued)

OTHER PUBLICATIONS

U.S. Appl. No. 29/478,723 by Lev, filed Jan. 8, 2014.

(Continued)

Primary Examiner — Leslie Deak

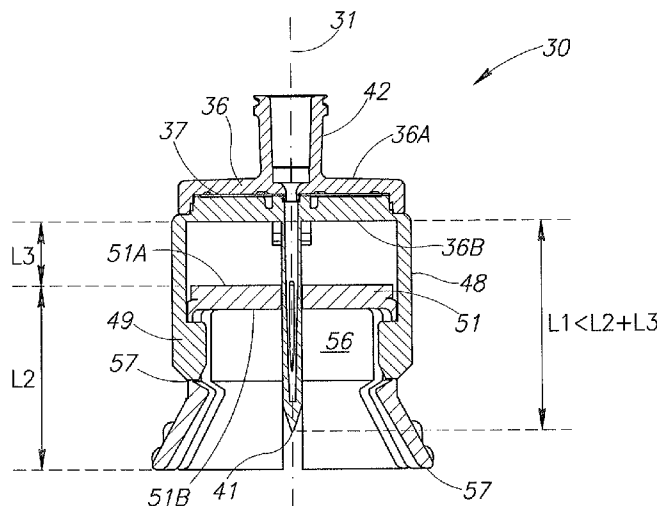
Assistant Examiner — Kai Weng

(74) *Attorney, Agent, or Firm* — Panitch Schwarze Belisario
& Nadel LLP

(57) **ABSTRACT**

A telescopic female drug vial adapter including a spike component telescopically mounted on a skirt component for snap fit on and puncturing a drug vial in an actuated position. The telescopic female drug vial adapter is particularly suitable for implementation in a vented version to avoid wetting of its air filter during aspiration of liquid contents from a drug vial.

5 Claims, 7 Drawing Sheets



(56)

References Cited

U.S. PATENT DOCUMENTS

D198,499	S	6/1964	Harautuneian	4,804,366	A	2/1989	Zdeb et al.
3,225,763	A	12/1965	Waterman	4,832,690	A	5/1989	Kuu
3,484,849	A	12/1969	Huebner et al.	4,834,152	A	5/1989	Howson et al.
3,618,637	A	11/1971	Santomieri	D303,013	S	8/1989	Konopka
3,757,981	A	9/1973	Harris, Sr. et al.	4,857,062	A	8/1989	Russell
3,788,524	A	1/1974	Davis et al.	4,865,592	A	9/1989	Rycroft
3,822,700	A	7/1974	Pennington	4,871,463	A	10/1989	Taylor et al.
3,826,261	A	7/1974	Killinger	4,898,209	A	2/1990	Zbed
3,872,992	A	3/1975	Larson	4,909,290	A	3/1990	Coccia
3,885,607	A	5/1975	Peltier	4,931,040	A	6/1990	Haber et al.
3,938,520	A	2/1976	Scislowicz et al.	4,932,944	A	6/1990	Jagger et al.
3,957,052	A	5/1976	Topham	4,967,797	A	11/1990	Manska
3,977,555	A	8/1976	Larson	D314,050	S	1/1991	Sone
3,993,063	A	11/1976	Larrabee	D314,622	S	2/1991	Andersson et al.
4,020,839	A	5/1977	Klapp	4,997,430	A	3/1991	Van der Heiden et al.
4,051,852	A	10/1977	Villari	5,006,114	A	4/1991	Rogers et al.
D248,568	S	7/1978	Ismach	5,035,686	A	7/1991	Crittenden et al.
4,109,670	A	8/1978	Slagel	5,041,105	A	8/1991	D'Alo et al.
4,121,585	A	10/1978	Becker, Jr.	5,045,066	A	9/1991	Scheuble et al.
4,161,178	A	7/1979	Genese	5,049,129	A	9/1991	Zdeb et al.
4,187,848	A	2/1980	Taylor	5,053,015	A	10/1991	Gross
4,203,067	A	5/1980	Fitzky et al.	5,061,248	A	10/1991	Sacco
4,203,443	A	5/1980	Genese	5,088,996	A	2/1992	Kopfer et al.
4,210,173	A	7/1980	Choksi et al.	5,096,575	A	3/1992	Cosack
D257,286	S	10/1980	Folkman	5,104,387	A	4/1992	Pokorney et al.
4,253,501	A	3/1981	Ogle	5,113,904	A	5/1992	Aslanian
4,296,786	A	10/1981	Brignola	5,122,124	A	6/1992	Novacek et al.
4,303,067	A	12/1981	Connolly et al.	5,125,908	A	6/1992	Cohen
4,312,349	A	1/1982	Cohen	5,125,915	A	6/1992	Berry et al.
4,314,586	A	2/1982	Folkman	D328,788	S	8/1992	Sagae et al.
4,328,802	A	5/1982	Curley et al.	5,171,230	A	12/1992	Eland et al.
4,335,717	A	6/1982	Bujan et al.	5,201,705	A	4/1993	Berglund et al.
D267,199	S	12/1982	Koenig	5,201,717	A	4/1993	Wyatt et al.
4,376,634	A	3/1983	Prior et al.	5,203,771	A	4/1993	Melker et al.
D268,871	S	5/1983	Benham et al.	5,203,775	A	4/1993	Frank et al.
4,392,850	A	7/1983	Elias et al.	5,211,638	A	5/1993	Dudar et al.
D270,282	S	8/1983	Gross	5,232,029	A	8/1993	Knox et al.
4,410,321	A	10/1983	Pearson et al.	5,232,109	A	8/1993	Tirrell et al.
4,411,662	A	10/1983	Pearson	5,242,432	A	9/1993	DeFrank
D271,421	S	11/1983	Fetterman	5,247,972	A	9/1993	Tetreault
4,434,823	A	3/1984	Hudspith	D341,420	S	11/1993	Conn
4,465,471	A	8/1984	Harris et al.	5,269,768	A	12/1993	Cheung
4,475,915	A	10/1984	Sloane	5,270,219	A	12/1993	DeCastro et al.
4,493,348	A	1/1985	Lemmons	5,279,576	A	1/1994	Loo et al.
4,505,709	A	3/1985	Froning et al.	5,288,290	A	2/1994	Brody
4,507,113	A	3/1985	Dunlap	5,300,034	A	4/1994	Behnke et al.
D280,018	S	8/1985	Scott	5,301,685	A	4/1994	Guirguis
4,532,969	A	8/1985	Kwaan	5,304,163	A	4/1994	Bonnici et al.
4,564,054	A	1/1986	Gustavsson	5,304,165	A	4/1994	Haber et al.
4,573,993	A	3/1986	Hoag et al.	5,308,483	A	5/1994	Sklar et al.
4,576,211	A	3/1986	Valentini et al.	5,312,377	A	5/1994	Dalton
4,581,014	A	4/1986	Miller et al.	5,328,474	A	7/1994	Raines
4,588,396	A	5/1986	Stroebel et al.	D349,648	S	8/1994	Tirrell et al.
4,588,403	A	5/1986	Weiss et al.	5,334,163	A	8/1994	Sinnott
D284,603	S	7/1986	Loignon	5,334,179	A	8/1994	Poli et al.
4,604,093	A	8/1986	Brown et al.	5,342,346	A	8/1994	Honda et al.
4,607,671	A	8/1986	Aalto et al.	5,344,417	A	9/1994	Wadsworth, Jr.
4,614,437	A	9/1986	Buehler	5,348,548	A	9/1994	Meyer et al.
4,638,975	A	1/1987	Iuchi et al.	5,350,372	A	9/1994	Ikeda et al.
4,639,019	A	1/1987	Mittleman	5,364,386	A	11/1994	Fukuoka et al.
4,667,927	A	5/1987	Oscarsson	5,364,387	A	11/1994	Sweeney
4,676,530	A	6/1987	Nordgren et al.	5,374,264	A	12/1994	Wadsworth, Jr.
4,683,975	A	8/1987	Booth et al.	5,385,547	A	1/1995	Wong et al.
4,697,622	A	10/1987	Swift et al.	5,397,303	A	3/1995	Sancoff et al.
4,721,133	A	1/1988	Sundblom	D357,733	S	4/1995	Matkovich
4,729,401	A	3/1988	Raines	5,429,614	A	7/1995	Fowles et al.
4,735,608	A	4/1988	Sardam	5,433,330	A	7/1995	Yatsko et al.
4,743,229	A	5/1988	Chu	5,445,630	A	8/1995	Richmond
4,743,243	A	5/1988	Vaillancourt	5,445,631	A	8/1995	Uchida
4,752,292	A	6/1988	Lopez et al.	D362,718	S	9/1995	Deily et al.
4,758,235	A	7/1988	Tu	5,451,374	A	9/1995	Molina
4,759,756	A	7/1988	Forman et al.	5,454,805	A	10/1995	Brony
4,778,447	A	10/1988	Velde et al.	5,464,111	A	11/1995	Vacek et al.
4,787,898	A	11/1988	Raines	5,464,123	A	11/1995	Scarrow
4,797,898	A	1/1989	Martinez	5,466,219	A	11/1995	Lynn et al.
				5,466,220	A	11/1995	Brenneman
				5,470,327	A	11/1995	Helgren et al.
				5,471,994	A	12/1995	Guirguis
				5,472,022	A	12/1995	Michel et al.

(56)

References Cited

U.S. PATENT DOCUMENTS

5,478,337 A	12/1995	Okamoto et al.	5,921,419 A	7/1999	Niedospial, Jr. et al.
5,492,147 A	2/1996	Challender et al.	5,924,584 A	7/1999	Hellstrom et al.
D369,406 S	4/1996	Niedospial et al.	5,925,029 A	7/1999	Jansen et al.
5,505,714 A	4/1996	Dassa et al.	5,935,112 A	8/1999	Stevens et al.
5,509,433 A	4/1996	Paradis	5,941,848 A	8/1999	Nishimoto et al.
5,520,659 A	5/1996	Hedges	5,944,700 A	8/1999	Nguyen et al.
5,526,853 A	6/1996	McPhee et al.	5,954,104 A	9/1999	Daubert et al.
5,527,306 A	6/1996	Haining	5,971,181 A	10/1999	Niedospial, Jr. et al.
5,531,695 A	7/1996	Swisher	5,971,965 A	10/1999	Mayer
5,547,471 A	8/1996	Thompson et al.	5,989,237 A	11/1999	Fowles et al.
5,549,577 A	8/1996	Siegel et al.	6,003,566 A	12/1999	Thibault et al.
5,554,128 A	9/1996	Hedges	6,004,278 A	12/1999	Botich et al.
5,566,729 A	10/1996	Grabenkort et al.	6,019,750 A	2/2000	Fowles et al.
5,569,191 A	10/1996	Meyer	6,022,339 A	2/2000	Fowles et al.
5,573,281 A	11/1996	Keller	6,036,171 A	3/2000	Weinheimer et al.
5,578,015 A	11/1996	Robb	6,039,093 A	3/2000	Mrotzek et al.
5,583,052 A	12/1996	Portnoff et al.	D422,357 S	3/2000	Cote, Sr. et al.
5,584,819 A	12/1996	Kopfer	6,063,068 A	4/2000	Niedospial, Jr. et al.
5,591,143 A	1/1997	Trombley, III et al.	D427,308 S	5/2000	Fowles et al.
5,603,706 A	2/1997	Wyatt et al.	D427,309 S	6/2000	Zinger
5,607,439 A	3/1997	Yoon	6,070,623 A	6/2000	Molina
5,611,576 A	3/1997	Guala	6,071,270 A	6/2000	Aneas
5,616,203 A	4/1997	Stevens	6,080,132 A	6/2000	Fowles et al.
5,636,660 A	6/1997	Pfleiderer et al.	D428,141 S	6/2000	Cole et al.
5,637,101 A	6/1997	Shillington	6,086,762 A	7/2000	Brotspies et al.
5,641,010 A	6/1997	Maier	6,089,541 A	7/2000	Guala
5,645,538 A	7/1997	Richmond	6,090,091 A	7/2000	Weinheimer et al.
5,647,845 A	7/1997	Haber et al.	6,090,093 A	7/2000	Fowles et al.
5,651,776 A	7/1997	Appling et al.	6,092,692 A	7/2000	Thibault et al.
5,653,686 A	8/1997	Coulter et al.	D430,291 S	7/2000	Riskin
5,674,195 A	10/1997	Truthan	6,099,511 A	8/2000	Jansen et al.
5,676,346 A	10/1997	Leinsing	6,113,068 A	8/2000	Devos et al.
5,685,845 A	11/1997	Grimard	6,113,583 A	9/2000	Ryan
D388,172 S	12/1997	Cipes	6,117,114 A	9/2000	Fowles et al.
5,699,821 A	12/1997	Paradis	D431,864 S	9/2000	Paradis
5,702,019 A	12/1997	Grimard	6,139,534 A	10/2000	Jansen
5,718,346 A	2/1998	Weiler	6,142,446 A	10/2000	Niedospial, Jr. et al.
D393,722 S	4/1998	Fangrow, Jr. et al.	6,146,362 A	11/2000	Leinsing
5,738,144 A	4/1998	Rogers	6,149,623 A	11/2000	Turnbull et al.
5,743,312 A	4/1998	Pfeifer et al.	6,156,025 A	11/2000	Reynolds
5,746,733 A	5/1998	Capaccio et al.	6,159,192 A	12/2000	Niedospial, Jr. et al.
5,755,696 A	5/1998	Caizza	6,168,037 B1	12/2000	Fowles et al.
5,766,211 A	6/1998	Wood et al.	6,171,287 B1	1/2001	Grimard
5,772,630 A	6/1998	Ljungquist	6,171,293 B1	1/2001	Lynn et al.
5,772,652 A	6/1998	Zielinski	6,173,852 B1	1/2001	Rowley et al.
RE35,841 E	7/1998	Frank et al.	6,173,868 B1	1/2001	Browne
5,776,116 A	7/1998	Lopez et al.	6,174,304 B1	1/2001	DeJonge
5,782,872 A	7/1998	Muller	6,179,822 B1	1/2001	Weston
5,806,831 A	9/1998	Paradis	6,179,823 B1	1/2001	Niedospial, Jr.
5,810,792 A	9/1998	Fangrow, Jr. et al.	6,206,861 B1	1/2001	Niedospial, Jr.
D399,559 S	10/1998	Molina	6,221,041 B1	3/2001	Mayer
5,817,082 A	10/1998	Niedospial, Jr. et al.	6,221,054 B1	4/2001	Russo
5,820,621 A	10/1998	Yale et al.	6,221,065 B1	4/2001	Martin et al.
5,827,262 A	10/1998	Neffel et al.	6,238,372 B1	4/2001	Davis
5,832,971 A	11/1998	Yale et al.	6,245,044 B1	5/2001	Zinger et al.
5,833,213 A	11/1998	Ryan	D445,501 S	6/2001	Daw et al.
5,834,744 A	11/1998	Risman	D445,895 S	7/2001	Niedospial, Jr.
5,839,715 A	11/1998	Leinsing	6,253,804 B1	7/2001	Svendsen
5,853,406 A	12/1998	Masuda et al.	6,258,078 B1	7/2001	Safabash
D405,522 S	2/1999	Hoenig et al.	6,280,430 B1	7/2001	Thilly
5,871,110 A	2/1999	Grimard et al.	6,290,688 B1	8/2001	Neffel et al.
5,873,872 A	2/1999	Thibault et al.	6,296,621 B1	9/2001	Lopez et al.
5,879,337 A	3/1999	Kuracina et al.	6,299,131 B1	10/2001	Masuda et al.
5,879,345 A	3/1999	Aneas	6,343,629 B1	10/2001	Ryan
5,887,633 A	3/1999	Yale et al.	6,348,044 B1	2/2002	Wessman et al.
5,890,610 A	4/1999	Jansen et al.	6,358,236 B1	2/2002	Coletti et al.
5,891,129 A	4/1999	Daubert et al.	6,364,866 B1	3/2002	DeFoggi et al.
5,893,397 A	4/1999	Peterson et al.	6,378,576 B2	4/2002	Furr et al.
5,897,526 A	4/1999	Vaillancourt	6,378,714 B1	4/2002	Thibault et al.
5,899,468 A	5/1999	Apps et al.	6,379,340 B1	4/2002	Jansen et al.
5,902,280 A	5/1999	Powles et al.	D457,954 S	4/2002	Zinger et al.
5,902,298 A	5/1999	Niedospial, Jr. et al.	6,382,442 B1	5/2002	Wallace et al.
D410,740 S	6/1999	Molina	6,386,397 B2	5/2002	Thibault et al.
5,911,710 A	6/1999	Barry et al.	6,408,897 B1	5/2002	Brotspies et al.
5,919,182 A	7/1999	Avallone	6,409,708 B1	6/2002	Laurent et al.
			6,440,107 B1	6/2002	Wessman
			6,453,949 B1	8/2002	Trombley, III et al.
			6,453,956 B2	9/2002	Chau
				9/2002	Safabash

(56)

References Cited

U.S. PATENT DOCUMENTS

6,474,375	B2	11/2002	Spero et al.	7,100,890	B2	9/2006	Cote, Sr. et al.
6,478,788	B1	11/2002	Aneas	7,140,401	B2	11/2006	Wilcox et al.
D468,015	S	12/2002	Horppu	7,150,735	B2	12/2006	Hickle
6,499,617	B1	12/2002	Niedospial, Jr. et al.	7,192,423	B2	3/2007	Wong
6,503,240	B1	1/2003	Niedospial, Jr. et al.	7,195,623	B2	3/2007	Burroughs et al.
6,503,244	B2	1/2003	Hayman	7,241,285	B1	7/2007	Dikeman
6,520,932	B2	2/2003	Taylor	7,294,122	B2	11/2007	Kubo et al.
6,524,278	B1	2/2003	Campbell et al.	7,306,199	B2	12/2007	Leinsing et al.
6,524,295	B2	2/2003	Daubert et al.	D561,348	S	2/2008	Zinger et al.
D472,316	S	3/2003	Douglas et al.	7,326,188	B1	2/2008	Russell et al.
6,530,903	B2	3/2003	Wang et al.	7,326,194	B2	2/2008	Zinger et al.
6,537,263	B1	3/2003	Aneas	7,350,764	B2	4/2008	Raybuck
D472,630	S	4/2003	Douglas et al.	7,354,422	B2	4/2008	Riesenberger et al.
6,544,246	B1	4/2003	Niedospial, Jr.	7,354,427	B2	4/2008	Fangrow
6,551,299	B2	4/2003	Miyoshi et al.	7,425,209	B2	9/2008	Fowles et al.
6,558,365	B2	5/2003	Zinger et al.	7,435,246	B2	10/2008	Zihlmann
6,571,837	B2	6/2003	Jansen et al.	D580,558	S	11/2008	Shigesada et al.
6,572,591	B2	6/2003	Mayer	7,452,348	B2	11/2008	Hasegawa
6,575,955	B2	6/2003	Azzolini	7,470,257	B2	12/2008	Norton et al.
6,581,593	B1	6/2003	Rubin et al.	7,470,265	B2	12/2008	Brugger et al.
6,582,415	B1	6/2003	Fowles et al.	7,472,932	B2	1/2009	Weber et al.
D476,731	S	7/2003	Cise et al.	7,488,297	B2	2/2009	Flaherty
6,591,876	B2	7/2003	Safabash	7,491,197	B2	2/2009	Jansen et al.
6,599,273	B1	7/2003	Lopez	7,497,848	B2	3/2009	Leinsing et al.
6,601,721	B2	8/2003	Jansen et al.	7,523,967	B2	4/2009	Steppe
6,626,309	B1	9/2003	Jansen et al.	7,530,546	B2	5/2009	Ryan et al.
6,638,244	B1	10/2003	Reynolds	D595,420	S	6/2009	Suzuki et al.
D482,121	S	11/2003	Harding et al.	D595,421	S	6/2009	Suzuki et al.
D482,447	S	11/2003	Harding et al.	7,540,863	B2	6/2009	Haindl
6,651,956	B2	11/2003	Miller	7,540,865	B2	6/2009	Griffin et al.
6,652,509	B1	11/2003	Helgren et al.	7,544,191	B2	6/2009	Peluso et al.
D483,487	S	12/2003	Harding et al.	D595,862	S	7/2009	Suzuki et al.
D483,869	S	12/2003	Tran et al.	D595,863	S	7/2009	Suzuki et al.
6,656,433	B2	12/2003	Sasso	7,611,487	B2	11/2009	Woehr et al.
6,666,852	B2	12/2003	Niedospial, Jr.	7,611,502	B2	11/2009	Daly
6,681,810	B2	1/2004	Weston	7,615,041	B2	11/2009	Sullivan et al.
6,681,946	B1	1/2004	Jansen et al.	7,628,779	B2	12/2009	Aneas
6,682,509	B2	1/2004	Lopez	7,632,261	B2	12/2009	Zinger et al.
6,692,478	B1	2/2004	Paradis	D608,900	S	1/2010	Giraud et al.
6,692,829	B2	2/2004	Stubler et al.	7,654,995	B2	2/2010	Warren et al.
6,695,829	B2	2/2004	Hellstrom et al.	7,670,326	B2	3/2010	Shemesh
6,699,229	B2	3/2004	Zinger et al.	7,695,445	B2	4/2010	Yuki
6,706,022	B1	3/2004	Leinsing et al.	D616,090	S	5/2010	Kawamura
6,706,031	B2	3/2004	Manera	7,713,247	B2	5/2010	Lopez
6,715,520	B2	4/2004	Andreasson et al.	7,717,886	B2	5/2010	Lopez
6,729,370	B2	5/2004	Norton et al.	7,722,090	B2	5/2010	Burton et al.
6,736,798	B2	5/2004	Ohkubo et al.	D616,984	S	6/2010	Gilboa
6,745,998	B2	6/2004	Doyle	7,731,678	B2	6/2010	Tennican et al.
6,746,438	B1	6/2004	Arnissole	7,743,799	B2	6/2010	Mosler et al.
6,752,180	B2	6/2004	Delay	7,744,581	B2	6/2010	Wallen et al.
D495,416	S	8/2004	Dimeo et al.	7,757,901	B2	7/2010	Welp
D496,457	S	9/2004	Prais et al.	7,758,082	B2	7/2010	Weigel et al.
6,802,490	B2	10/2004	Leinsing et al.	7,762,524	B2	7/2010	Cawthon et al.
6,832,994	B2	12/2004	Niedospial, Jr. et al.	7,766,304	B2	8/2010	Phillips
6,852,103	B2	2/2005	Fowles et al.	7,771,383	B2	8/2010	Truitt et al.
6,875,203	B1	4/2005	Fowles et al.	D624,641	S	9/2010	Boclet
6,875,205	B2	4/2005	Leinsing	7,799,009	B2	9/2010	Niedospial, Jr. et al.
6,878,131	B2	4/2005	Novacek et al.	7,803,140	B2	9/2010	Fangrow, Jr.
6,890,328	B2	5/2005	Fowles et al.	D627,216	S	11/2010	Fulginiti
D506,256	S	6/2005	Miyoshi et al.	D630,732	S	1/2011	Lev et al.
6,901,975	B2	6/2005	Aramata et al.	7,862,537	B2	1/2011	Zinger et al.
6,945,417	B2	9/2005	Jansen et al.	7,867,215	B2	1/2011	Akerlund et al.
6,948,522	B2	9/2005	Newbrough et al.	7,879,018	B2	2/2011	Zinger et al.
6,949,086	B2	9/2005	Ferguson et al.	D634,007	S	3/2011	Zinger et al.
6,951,613	B2	10/2005	Reif et al.	7,900,659	B2	3/2011	Whitley et al.
6,957,745	B2	10/2005	Thibault et al.	D637,713	S	5/2011	Nord et al.
RE38,996	E	2/2006	Crawford et al.	D641,080	S	7/2011	Zinger et al.
6,994,315	B2	2/2006	Ryan et al.	7,985,216	B2	7/2011	Daily et al.
6,997,916	B2	2/2006	Simas, Jr. et al.	D644,104	S	8/2011	Maeda et al.
6,997,917	B2	2/2006	Niedospial, Jr. et al.	7,993,328	B2	8/2011	Whitley
7,024,968	B2	4/2006	Raudabough et al.	8,007,461	B2	8/2011	Huo et al.
7,070,589	B2	7/2006	Lolachi et al.	8,012,132	B2	9/2011	Lum et al.
7,074,216	B2	7/2006	Fowles et al.	8,016,809	B2	9/2011	Zinger et al.
7,083,600	B2	8/2006	Meloul	8,021,325	B2	9/2011	Zinger et al.
7,086,431	B2	8/2006	D'Antonio et al.	8,025,653	B2	9/2011	Capitaine et al.
				8,029,472	B2	10/2011	Leinsing et al.
				8,038,123	B2	10/2011	Ruschke et al.
				8,066,688	B2	11/2011	Zinger et al.
				8,070,739	B2	12/2011	Zinger et al.

(56)

References Cited

U.S. PATENT DOCUMENTS

8,075,550 B2	12/2011	Nord et al.	2002/0173752 A1	11/2002	Polzin
8,096,525 B2	1/2012	Ryan	2002/0193777 A1	12/2002	Aneas
8,105,314 B2	1/2012	Fangrow, Jr.	2003/0028156 A1	2/2003	Juliar
D654,166 S	2/2012	Lair	2003/0036725 A1	2/2003	Lavi et al.
D655,017 S	2/2012	Mosler et al.	2003/0068354 A1	4/2003	Reif et al.
8,122,923 B2	2/2012	Kraus et al.	2003/0073971 A1	4/2003	Saker
8,123,736 B2	2/2012	Kraushaar et al.	2003/0100866 A1	5/2003	Reynolds
8,157,784 B2	4/2012	Rogers	2003/0109846 A1	6/2003	Zinger et al.
8,167,863 B2	5/2012	Yow	2003/0120209 A1	6/2003	Jensen et al.
8,172,824 B2	5/2012	Pfeifer et al.	2003/0153895 A1	8/2003	Leinsing
8,177,768 B2	5/2012	Leinsing	2003/0187420 A1	10/2003	Akerlund et al.
8,182,452 B2	5/2012	Mansour et al.	2003/0191445 A1	10/2003	Wallen et al.
8,187,248 B2	5/2012	Zihlmann	2003/0195479 A1	10/2003	Kuracina et al.
8,196,614 B2	6/2012	Kriheli	2003/0199846 A1	10/2003	Fowles et al.
8,197,459 B2	6/2012	Jansen et al.	2003/0199847 A1	10/2003	Akerlund et al.
8,211,069 B2	7/2012	Fangrow, Jr.	2004/0024354 A1	2/2004	Reynolds
8,225,959 B2	7/2012	Lambrecht	2004/0039365 A1	2/2004	Aramata et al.
8,241,268 B2	8/2012	Whitley	2004/0044327 A1	3/2004	Hasegawa
8,262,628 B2	9/2012	Fangrow, Jr.	2004/0073189 A1	4/2004	Wyatt et al.
8,262,641 B2	9/2012	Vedrine et al.	2004/0143226 A1	7/2004	Marsden
8,267,127 B2	9/2012	Kriheli	2004/0153047 A1	8/2004	Blank et al.
D669,980 S	10/2012	Lev et al.	2004/0181192 A1	9/2004	Cuppy
8,287,513 B2	10/2012	Ellstrom et al.	2004/0204699 A1	10/2004	Hanly et al.
D673,673 S	1/2013	Wang	2004/0217315 A1	11/2004	Doyle
D674,088 S	1/2013	Lev et al.	2004/0225274 A1	11/2004	Jansen et al.
D681,230 S	4/2013	Mosler et al.	2004/0236305 A1	11/2004	Jansen et al.
8,454,573 B2	6/2013	Wyatt et al.	2004/0255952 A1	12/2004	Carlsen et al.
8,469,939 B2	6/2013	Fangrow, Jr.	2005/0015070 A1	1/2005	Delnevo et al.
8,475,404 B2	7/2013	Foshee et al.	2005/0016626 A1	1/2005	Wilcox et al.
8,480,645 B1	7/2013	Choudhury et al.	2005/0055008 A1	3/2005	Paradis et al.
8,480,646 B2	7/2013	Nord et al.	2005/0082828 A1	4/2005	Wicks et al.
8,506,548 B2	8/2013	Okiyama	2005/0124964 A1	6/2005	Niedospial et al.
8,511,352 B2	8/2013	Kraus et al.	2005/0137566 A1	6/2005	Fowles et al.
8,512,309 B2	8/2013	Shemesh et al.	2005/0148994 A1	7/2005	Leinsing
D690,418 S	9/2013	Rosenquist	2005/0159724 A1	7/2005	Enerson
8,523,837 B2	9/2013	Wiggins et al.	2005/0182383 A1	8/2005	Wallen
8,545,476 B2	10/2013	Ariagno et al.	2005/0209554 A1	9/2005	Landau
8,551,067 B2	10/2013	Zinger et al.	2005/0261637 A1	11/2005	Miller
8,556,879 B2	10/2013	Okiyama	2005/0277896 A1	12/2005	Messerli et al.
8,562,582 B2	10/2013	Tuckwell et al.	2006/0030832 A1	2/2006	Niedospial et al.
8,608,723 B2	12/2013	Lev et al.	2006/0079834 A1	4/2006	Tennican et al.
8,628,508 B2	1/2014	Weitzel et al.	2006/0089594 A1	4/2006	Landau
8,684,992 B2	4/2014	Sullivan et al.	2006/0089603 A1	4/2006	Truitt et al.
8,684,994 B2	4/2014	Lev et al.	2006/0095015 A1	5/2006	Hobbs et al.
8,752,598 B2	6/2014	Denenburg et al.	2006/0106360 A1	5/2006	Wong
D714,935 S	10/2014	Nishioka et al.	2006/0135948 A1	6/2006	Varma
D717,406 S	11/2014	Stanley et al.	2006/0155257 A1	7/2006	Reynolds
D717,948 S	11/2014	Strong et al.	2006/0253084 A1	11/2006	Nordgren
D719,650 S	12/2014	Arinobe et al.	2007/0024995 A1	2/2007	Hayashi
D720,067 S	12/2014	Rosenquist	2007/0060904 A1	3/2007	Vedrine et al.
D720,451 S	12/2014	Denenburg et al.	2007/0079894 A1	4/2007	Kraus et al.
D720,452 S	12/2014	Jordan	2007/0083164 A1	4/2007	Barrelle et al.
8,900,212 B2	12/2014	Kubo	2007/0088252 A1	4/2007	Pestotnik et al.
D720,850 S	1/2015	Hsia et al.	2007/0088293 A1	4/2007	Fangrow
D732,660 S	6/2015	Ohashi	2007/0088313 A1	4/2007	Zinger et al.
D732,664 S	6/2015	Woehr et al.	2007/0106244 A1	5/2007	Mosler et al.
D733,291 S	6/2015	Wang	2007/0112324 A1	5/2007	Hamedi-Sangsari
D733,292 S	6/2015	Rogers	2007/0156112 A1	7/2007	Walsh
D733,293 S	6/2015	Rogers	2007/0167904 A1	7/2007	Zinger et al.
D738,494 S	9/2015	Kashmirian	2007/0191760 A1	8/2007	Iguchi et al.
D750,235 S	2/2016	Maurice	2007/0191764 A1	8/2007	Zihlmann
2001/0000347 A1	4/2001	Hellstrom et al.	2007/0191767 A1	8/2007	Hennessy et al.
2001/0025671 A1	10/2001	Safabash	2007/0203451 A1	8/2007	Murakami et al.
2001/0029360 A1	10/2001	Miyoshi et al.	2007/0219483 A1	9/2007	Kitani et al.
2001/0051793 A1	12/2001	Weston	2007/0244447 A1	10/2007	Capitaine et al.
2002/0017328 A1	2/2002	Loo	2007/0244461 A1	10/2007	Fangrow
2002/0066715 A1	6/2002	Niedospial	2007/0244462 A1	10/2007	Fangrow
2002/0087118 A1	7/2002	Reynolds et al.	2007/0244463 A1	10/2007	Warren et al.
2002/0087141 A1	7/2002	Zinger et al.	2007/0249995 A1	10/2007	Van Manen
2002/0087144 A1	7/2002	Zinger et al.	2007/0255202 A1	11/2007	Kitani et al.
2002/0121496 A1	9/2002	Thiebault et al.	2007/0265574 A1	11/2007	Tennican et al.
2002/0123736 A1	9/2002	Fowles et al.	2007/0265581 A1	11/2007	Funamura et al.
2002/0127150 A1	9/2002	Sasso	2007/0270778 A9	11/2007	Zinger et al.
2002/0128628 A1	9/2002	Fathallah	2007/0287953 A1	12/2007	Ziv et al.
2002/0138045 A1	9/2002	Moen	2007/0299404 A1	12/2007	Katoh et al.
			2008/0009789 A1	1/2008	Zinger et al.
			2008/0009822 A1	1/2008	Enerson
			2008/0135051 A1	6/2008	Lee
			2008/0172024 A1	7/2008	Yow

(56)

References Cited

U.S. PATENT DOCUMENTS

2008/0188799 A1 8/2008 Mueller-Beckhaus et al.
 2008/0249479 A1 10/2008 Zinger et al.
 2008/0249498 A1 10/2008 Fangrow
 2008/0262465 A1 10/2008 Zinger et al.
 2008/0287905 A1 11/2008 Hiejima et al.
 2008/0294100 A1 11/2008 de Costa et al.
 2008/0306439 A1 12/2008 Nelson et al.
 2008/0312634 A1 12/2008 Helmerson et al.
 2009/0012492 A1 1/2009 Zihlmann
 2009/0082750 A1 3/2009 Denenburg et al.
 2009/0143758 A1 6/2009 Okiyama
 2009/0177177 A1 7/2009 Zinger et al.
 2009/0177178 A1 7/2009 Pedersen
 2009/0187140 A1 7/2009 Raczy
 2009/0216212 A1 8/2009 Fangrow, Jr.
 2009/0267011 A1 10/2009 Hatton et al.
 2009/0299325 A1 12/2009 Vedrine et al.
 2009/0326506 A1 12/2009 Hasegawa et al.
 2010/0010443 A1 1/2010 Morgan et al.
 2010/0022985 A1 1/2010 Sullivan et al.
 2010/0030181 A1 2/2010 Helle et al.
 2010/0036319 A1 2/2010 Drake et al.
 2010/0076397 A1 3/2010 Reed et al.
 2010/0087786 A1 4/2010 Zinger et al.
 2010/0137827 A1 6/2010 Warren et al.
 2010/0160889 A1 6/2010 Smith et al.
 2010/0168664 A1 7/2010 Zinger et al.
 2010/0168712 A1 7/2010 Tuckwell et al.
 2010/0179506 A1 7/2010 Shemesh et al.
 2010/0198148 A1 8/2010 Zinger et al.
 2010/0204670 A1 8/2010 Kraushaar et al.
 2010/0241088 A1 9/2010 Ranalletta et al.
 2010/0274184 A1 10/2010 Chun
 2010/0286661 A1 11/2010 Raday et al.
 2010/0312220 A1 12/2010 Kalitzki
 2011/0004184 A1 1/2011 Proksch et al.
 2011/0054440 A1 3/2011 Lewis
 2011/0087164 A1 4/2011 Mosler et al.
 2011/0160701 A1 6/2011 Wyatt et al.
 2011/0175347 A1 7/2011 Okiyama
 2011/0218511 A1 9/2011 Yokoyama
 2011/0224640 A1 9/2011 Kuhn et al.
 2011/0230856 A1 9/2011 Kyle et al.
 2011/0264037 A1 10/2011 Foshee et al.
 2011/0264069 A1 10/2011 Bochenko
 2011/0276007 A1 11/2011 Denenburg
 2011/0319827 A1 12/2011 Leinsing et al.
 2012/0022469 A1 1/2012 Alpert
 2012/0053555 A1 3/2012 Ariagno et al.
 2012/0059346 A1 3/2012 Sheppard et al.
 2012/0067429 A1 3/2012 Mosler et al.
 2012/0078214 A1 3/2012 Finke et al.
 2012/0123382 A1 5/2012 Kubo
 2012/0184938 A1 7/2012 Lev et al.
 2012/0215182 A1 8/2012 Mansour et al.
 2012/0220977 A1 8/2012 Yow
 2012/0220978 A1 8/2012 Lev et al.
 2012/0265163 A1 10/2012 Cheng et al.
 2012/0271229 A1 10/2012 Lev et al.
 2012/0296307 A1 11/2012 Holt et al.
 2012/0310203 A1 12/2012 Khaled et al.
 2012/0323187 A1 12/2012 Iwase et al.
 2012/0323210 A1 12/2012 Lev et al.
 2013/0046269 A1 2/2013 Lev et al.
 2013/0053814 A1 2/2013 Mueller-Beckhaus et al.
 2013/0096493 A1 4/2013 Kubo et al.
 2013/0144248 A1 6/2013 Putter et al.
 2013/0199669 A1 8/2013 Moy et al.
 2013/0226100 A1 8/2013 Lev
 2013/0231630 A1 9/2013 Kraus et al.
 2013/0237904 A1 9/2013 Denenburg et al.
 2013/0289530 A1 10/2013 Wyatt et al.
 2014/0020793 A1 1/2014 Denenburg et al.
 2014/0096862 A1 4/2014 Aneas
 2014/0150911 A1 6/2014 Hanner et al.

2014/0352845 A1 12/2014 Lev et al.
 2015/0082746 A1 3/2015 Ivosevic et al.
 2015/0088078 A1 3/2015 Lev et al.

FOREIGN PATENT DOCUMENTS

DE 4122476 A1 1/1993
 DE 19504413 A1 8/1996
 DE 202004012714 U1 11/2004
 DE 202009011019 U1 12/2010
 EP 0192661 A1 9/1986
 EP 0195018 A1 9/1986
 EP 0258913 A2 3/1988
 EP 0416454 A2 3/1991
 EP 0518397 A1 12/1992
 EP 0521460 A1 1/1993
 EP 0637443 A1 2/1995
 EP 0737467 A1 10/1996
 EP 761562 A1 3/1997
 EP 765652 A1 4/1997
 EP 765853 A1 4/1997
 EP 0806597 A1 11/1997
 EP 0814866 A1 1/1998
 EP 829248 A2 3/1998
 EP 0856331 A2 8/1998
 EP 882441 A2 12/1998
 EP 0887085 A2 12/1998
 EP 897708 A2 2/1999
 EP 0898951 A2 3/1999
 EP 960616 A2 12/1999
 EP 1008337 A1 6/2000
 EP 1029526 A1 8/2000
 EP 1034809 A1 9/2000
 EP 1051988 A2 11/2000
 EP 1323403 A1 7/2003
 EP 1329210 A1 7/2003
 EP 1396250 A1 3/2004
 EP 1454609 A1 9/2004
 EP 1454650 A1 9/2004
 EP 1498097 A2 1/2005
 EP 1872824 A1 1/2008
 EP 1911432 A1 4/2008
 EP 1919432 A1 5/2008
 EP 1930038 A2 6/2008
 EP 2090278 A1 8/2009
 EP 2351548 A1 8/2011
 EP 2351549 A1 8/2011
 EP 2462913 A1 6/2012
 FR 2029242 A5 10/1970
 FR 2856660 A1 12/2004
 FR 2869795 A1 11/2005
 FR 2931363 A1 11/2009
 GB 1444210 A 7/1976
 IL 171662 10/2005
 JP 03-062426 B 9/1991
 JP 4329954 A 11/1992
 JP 06-050656 U 7/1994
 JP H08-000710 A 1/1996
 JP 09-104460 A 4/1997
 JP 09-104461 A 4/1997
 JP 10-118158 A 5/1998
 JP H10-504736 A 5/1998
 JP 11503627 T 3/1999
 JP 11-319031 A 11/1999
 JP 2000-508934 A 7/2000
 JP 2000-237278 A 9/2000
 JP 2001-505083 A 4/2001
 JP 2002-035140 A 2/2002
 JP 2002-516160 A 6/2002
 JP 2002-355318 A 12/2002
 JP 2003-033441 A 2/2003
 JP 2003-102807 A 4/2003
 JP 2004-097253 A 4/2004
 JP 2004-522541 A 7/2004
 JP 2010-179128 A 8/2010
 WO 8601712 A1 3/1986
 WO 9003536 A1 4/1990
 WO 9403373 A1 2/1994
 WO 9507066 A1 3/1995

(56)

References Cited**FOREIGN PATENT DOCUMENTS**

WO	9600053	A1	1/1996
WO	9629113	A1	9/1996
WO	9736636	A1	10/1997
WO	9832411	A1	7/1998
WO	9837854	A1	9/1998
WO	9961093	A1	12/1999
WO	0128490	A1	4/2001
WO	0130425	A1	5/2001
WO	0132524	A1	5/2001
WO	0160311	A1	8/2001
WO	0191693	A2	12/2001
WO	0209797	A1	2/2002
WO	0232372	A1	4/2002
WO	0236191	A2	5/2002
WO	02066100	A2	8/2002
WO	02089900	A1	11/2002
WO	03051423	A2	6/2003
WO	03070147	A2	8/2003
WO	03079956	A1	10/2003
WO	2004041148	A1	5/2004
WO	2005002492	A1	1/2005
WO	2005041846	A2	5/2005
WO	2005105014	A2	11/2005
WO	2006099441	A2	9/2006
WO	2007015233	A1	2/2007
WO	2007017868	A1	2/2007
WO	2007052252	A1	5/2007
WO	2007101772	A1	9/2007
WO	2007105221	A1	9/2007
WO	2008081424	A2	7/2008
WO	2008126090	A1	10/2008
WO	2009026443	A2	2/2009
WO	2009029010	A1	3/2009
WO	2009038860	A2	3/2009
WO	2009040804	A2	4/2009
WO	2009087572	A1	7/2009
WO	2009093249	A1	7/2009
WO	2009112489	A1	9/2009
WO	2009146088	A1	12/2009
WO	2010061743	A1	6/2010
WO	2010117580	A1	10/2010
WO	2011039747	A1	4/2011
WO	2011058545	A1	5/2011
WO	2011058548	A1	5/2011
WO	2011077434	A1	6/2011
WO	2011104711	A1	9/2011
WO	2012063230	A1	5/2012
WO	2012143921	A1	10/2012
WO	2013127813	A1	9/2013
WO	2013134246	A1	9/2013
WO	2013156944	A1	10/2013
WO	2014033706	A2	3/2014
WO	2014033710	A1	3/2014

OTHER PUBLICATIONS

U.S. Appl. No. 29/478,726 by Lev, filed Jan. 8, 2014.
 Office Action issued Jan. 2, 2014 in U.S. Appl. No. 13/505,881 by Lev.
 Int'l Preliminary Report on Patentability issued Sep. 24, 2013 in Int'l Application No. PCT/IL2012/000354.
 Office Action issued Feb. 13, 2014 in U.S. Appl. No. 13/884,981 by Denenburg.
 U.S. Appl. No. 14/345,094 by Lev, filed Mar. 14, 2014.
 Int'l Search Report and Written Opinion issued Jan. 7, 2014 in Int'l Application No. PCT/IL2012/050721.
 English translation of an Office Action issued Jan. 9, 2014 in JP Application No. 2010-526421.
 English translation of an Office Action issued Dec. 4, 2013 in CN Application No. 201080051210.3.
 English translation of an Office Action issued Dec. 25, 2013 in CN Application No. 201180006530.1.
 Office Action issued Nov. 28, 2013 in IN Application No. 4348/DELNP/2008.

Office Action issued Oct. 8, 2013 in CN Application No. 201080043825.1.
 English translation of an Office Action issued Feb. 4, 2014 in JP Application No. 2012-554468.
 Office Action issued Jan. 17, 2014 in CN Application No. 201180006534.X.
 Int'l Search Report and Written Opinion issued May 8, 2014 in Int'l Application No. PCT/IL2013/050706.
 English translation of an Office Action issued Apr. 28, 2014 in JP Application No. 2013-537257.
 Int'l Preliminary Report on Patentability issued Jan. 14, 2014 in Int'l Application No. PCT/IL2012/050516.
 Office Action issued May 6, 2014 in U.S. Appl. No. 13/505,881 by Lev.
 U.S. Appl. No. 14/366,306 by Lev, filed Jun. 18, 2014.
 Office Action issued Apr. 17, 2014 in CN Application No. 201080051201.4.
 Int'l Search Report and Written Opinion issued Jul. 16, 2014 in Int'l Application No. PCT/IL2014/050327.
 English translation of an Office Action issued Jun. 30, 2014 in CN Application No. 201180052962.6.
 Extended European Search Report issued Jun. 3, 2014 in EP Application No. 08781828.2.
 Written Opinion issued Jul. 1, 2013 in Int'l Application No. PCT/IL2013/050180.
 Int'l Preliminary Report on Patentability issued Apr. 1, 2014 in Int'l Application No. PCT/IL2013/050180.
 Written Opinion issued Jul. 31, 2013 in Int'l Application No. PCT/IL2013/050313.
 Int'l Preliminary Report on Patentability issued May 12, 2014 in Int'l Application No. PCT/IL2013/050316.
 Office Action issued Jul. 31, 2014 in U.S. Appl. No. 29/438,141 by Gilboa.
 U.S. Appl. No. 14/385,212 by Lev, filed Sep. 15, 2014.
 U.S. Appl. No. 29/502,037 by Lev, filed Sep. 11, 2014.
 U.S. Appl. No. 29/502,053 by Lev, filed Sep. 11, 2014.
 U.S. Appl. No. 14/391,792 by Lev, filed Oct. 10, 2014.
 U.S. Appl. No. 14/504,979 by Lev, filed Oct. 2, 2014.
 Int'l Search Report and Written Opinion issued Sep. 2, 2014 in Int'l Application No. PCT/IL2014/050405.
 Int'l Search Report and Written Opinion issued Oct. 17, 2014 in Int'l Application No. PCT/IL2014/050680.
 English translation of an Office Action issued Aug. 28, 2014 in JP Application No. 2013-168885.
 Written Opinion issued Jun. 5, 2013 in Int'l Application No. PCT/IL2012/050407.
 Int'l Preliminary Report on Patentability issued Aug. 20, 2014 in Int'l Application No. PCT/IL2012/050407.
 Office Action issued Mar. 17, 2015 in U.S. Appl. No. 14/504,979 by Lev.
 Office Action issued Apr. 9, 2015 in U.S. Appl. No. 13/883,289 by Lev.
 Office Action issued May 28, 2015 in U.S. Appl. No. 14/391,792 by Lev.
 Office Action issued Aug. 24, 2015 in U.S. Appl. No. 14/366,306 by Lev.
 Office Action issued Mar. 10, 2015 in EP Application No. 12 812 395.7.
 Office Action issued Aug. 7, 2015 in JP Application No. 2015-529206.
 Written Opinion issued Apr. 10, 2015 in Int'l Application No. PCT/IL2014/050405.
 Response to Written Opinion dated Mar. 9, 2015 in Int'l Application No. PCT/IL2014/050405.
 Int'l Preliminary Report on Patentability issued Aug. 24, 2015 in Int'l Application No. PCT/IL2014/050405.
 U.S. Appl. No. 14/888,590 by Marks, filed Nov. 2, 2015.
 U.S. Appl. No. 14/784,300 by Lev, filed Oct. 14, 2015.
 Office Action issued Oct. 5, 2015 in U.S. Appl. No. 14/385,212 by Lev.
 U.S. Appl. No. 29/544,969 by Ben Shalom, filed Nov. 9, 2015.
 Office Action issued Mar. 6, 2012 in U.S. Appl. No. 12/678,928.

(56)

References Cited**OTHER PUBLICATIONS**

- Int'l Search Report issued Feb. 3, 2011 in Int'l Application No. PCT/IL2010/000777; Written Opinion.
- Int'l Search Report issued Mar. 17, 2011 in Int'l Application No. PCT/IL2010/000854; Written Opinion.
- Int'l Search Report issued Mar. 17, 2011 in Int'l Application No. PCT/IL2010/000915; Written Opinion.
- U.S. Appl. No. 13/505,790 by Lev, filed May 3, 2012.
- U.S. Appl. No. 13/505,881 by Lev, filed May 3, 2012.
- U.S. Appl. No. 13/522,410 by Lev, filed Jul. 16, 2012.
- U.S. Appl. No. 13/576,461 by Lev, filed Aug. 1, 2012.
- Office Action issued Jun. 14, 2012 in U.S. Appl. No. 29/376,980.
- Office Action issued Jun. 15, 2012 in U.S. Appl. No. 29/413,170.
- Office Action issued Jun. 21, 2012 in U.S. Appl. No. 12/596,167.
- Alaris Medical Systems Product Brochure, 4 pages, Issue 1, Oct. 11, 1999.
- Smart Site Needle-Free Systems, Alaris Medical Systems Webpage, 4 pages, Feb. 2006.
- Photographs of Alaris Medical Systems SmartSite.RTM. device, 5 pages, 2002.
- Non-Vented Vial Access Pin with ULTRASITE.RTM. Valve, B. Braun Medical, Inc. website and product description, 3 pages, Feb. 2006.
- Int'l Search Report issued Aug. 16, 2012 in Int'l Application No. PCT/IL2012/000164.
- U.S. Appl. No. 29/438,134 by Lev, filed Nov. 27, 2012.
- U.S. Appl. No. 29/438,141 by Gilboa, filed Nov. 27, 2012.
- Int'l Search Report issued Jan. 22, 2013 in Int'l Application No. PCT/IL2012/000354.
- Int'l Search Report issued Mar. 18, 2013 in Int'l Application No. PCT/IL2012/050516.
- Office Action issued Apr. 2, 2013 in U.S. Appl. No. 13/505,790.
- Int'l Search Report and Written Opinion issued Mar. 6, 2012 in Int'l Application No. PCT/IL2011/000834.
- U.S. Appl. No. 13/883,289 by Lev, filed May 3, 2013.
- Int'l Search Report & Written Opinion issued on Mar. 7, 2012 in Int'l Application No. PCT/IL2011/000829.
- U.S. Appl. No. 13/884,981 by Denenburg, filed May 13, 2013.
- Office Action issued May 31, 2013 in U.S. Appl. No. 13/505,790.
- Int'l Search Report issued Jun. 5, 2013 in Int'l Application No. PCT/IL2012/050407.
- Int'l Search Report issued Jun. 19, 2013 in Int'l Application No. PCT/IL2013/050167.
- Int'l Search Report issued Jul. 1, 2013 in Int'l Application No. PCT/IL2013/050180.
- Int'l Search Report issued Jul. 31, 2013 in Int'l Application No. PCT/IL2013/050313.
- Int'l Search Report issued Jul. 26, 2013 in Int'l Application No. PCT/IL2013/050316.
- English translation of an Office Action issued Jun. 19, 2013 in JP Application No. 2012-531551.
- Office Action issued Aug. 20, 2013 in U.S. Appl. No. 13/576,461 by Lev.
- Int'l Preliminary Report on Patentability issued Aug. 28, 2012 in Int'l Application No. PCT/IL2011/000186.
- English translation of an Office Action issued Jul. 26, 2013 in JP Application No. 2012-538464.
- International Search Report Issued Jan. 23, 2007 in Int'l Application No. PCT/IL2006/001228.
- IV disposables sets catalogue, Cardinal Health, Alaris® products, SmartSite® access devices and accessories product No. 10013365, SmartSite add-on bag access device with spike adapter and needle-free valve bag access port, pp. 1-5, Fall edition (2007).
- Drug Administration Systems product information sheets; <http://www.westpharma.com/eu/en/products/Pages/Vial2Bag.aspx>; pp. 1-3 (admitted prior art).
- Office Action Issued Jun. 8, 2010 in U.S. Appl. No. 12/112,490 by Zinger.
- Office Action issued Sep. 28, 2010 in U.S. Appl. No. 12/112,490 by Zinger.
- Article with picture of West Pharmaceutical Services' Vial2Bag Needleless System, [on-line]; ISIPS Newsletter, Oct. 26, 2007; retrieved from Internet Feb. 16, 2010; URL: <http://www.isips.org/reports/ISIPS_Newsletter_October_26_2007.html> (7 pages. see pp. 5-6).
- Office Action issued Jun. 15, 2011 in JP Application No. 2008-538492.
- Translation of Office Action issued Jun. 18, 2012 in JP Application No. 2008-538492.
- Translation of Office Action issued Apr. 15, 2013 in JP Application No. 2008-538492.
- Office Action issued Jul. 13, 2012 in U.S. Appl. No. 12/112,490 by Zinger.
- Office Action issued Jan. 23, 2013 in U.S. Appl. No. 12/112,490 by Zinger.
- Int'l Preliminary Report on Patentability issued May 6, 2008 in Int'l Application No. PCT/IL2006/001228.
- Written Opinion issued Aug. 16, 2012 in Int'l Application No. PCT/IL2012/000164.
- English translation of an Office Action issued Sep. 10, 2013 in JP Application No. 2012-554468.
- Office Action issued Nov. 11, 2013 in IL Application No. 218730.
- Grifols Vial Adapter Product Literature, 2 pages, Jan. 2002. cited by other.
- Novel Transfer, Mixing and Drug Delivery Systems, MOP Medimop Medical Projects Ltd. Catalog, 4 pages, Rev. 4, 2004. cited by other.
- Office Action Issued Oct. 6, 2003 in U.S. Appl. No. 10/062,796.
- Office Action Issued Feb. 22, 2005 in U.S. Appl. No. 10/062,796.
- Office Action Issued Oct. 5, 2005 in U.S. Appl. No. 10/062,796.
- Office Action Issued Feb. 20, 2009 in U.S. Appl. No. 11/694,297.
- Int'l Search Report Issued Dec. 6, 2006 in Int'l Application No. PCT/IL2006/000912.
- Int'l Preliminary Report on Patentability Issued Dec. 4, 2007 in Int'l Application No. PCT/IL2006/000912.
- <http://www.westpharma.com/en/products/Pages/Mixject.aspx> (admitted prior art).
- <http://www.westpharma.com/SiteCollectionDocuments/Recon/mixject%20product%20sheet.pdf>; MIXJECT product information sheet pp. 1. (admitted prior art).
- Int'l Search Report Issued Jul. 27, 2007 in Int'l Application No. PCT/IL2007/000343.
- Int'l Preliminary Report on Patentability Issued Jun. 19, 2008 in Int'l Application No. PCT/IL2007/000343.
- Int'l Search Report Issued Mar. 27, 2009 in Int'l Application No. PCT/US2008/070024.
- Int'l Search Report Issued Oct. 17, 2005 in Int'l Application No. PCT/IL2005/000376.
- Int'l Preliminary Report on Patentability Issued Jun. 19, 2006 in Int'l Application No. PCT/IL2005/000376.
- Written Opinion of ISR Issued Jun. 19, 2006 in Int'l Application No. PCT/IL2005/000376.
- Int'l Search Report Issued Aug. 25, 2008 in Int'l Application No. PCT/IL2008/000517.
- Written Opinion of the ISR Issued Oct. 17, 2009 in Int'l Application No. PCT/IL08/00517.
- Int'l Preliminary Report on Patenability Issued Oct. 20, 2009 in Int'l Application No. PCT/IL2008/000517.
- Written Opinion of the Int'l Searching Authority Issued Oct. 27, 2008 in Int'l Application No. PCT/US2008/070024.
- Int'l Search Report Issued Mar. 12, 2009 in Int'l Application No. PCT/IL2008/001278.
- Office Action Issued Jan. 20, 2010 in JP Application No. 2007-510229.
- Office Action Issued Apr. 20, 2010 in U.S. Appl. No. 11/997,569.
- Int'l Search Report dated Nov. 20, 2006 in Int'l Application No. PCT/IL2006/000881.
- Office Action Issued May 27, 2010 in U.S. Appl. No. 11/559,152.
- Decision to Grant mailed Apr. 12, 2010 in EP Application No. 08738307.1.
- Office Action issued Jun. 1, 2010 in U.S. Appl. No. 11/568,421.
- Office Action issued Nov. 12, 2010 in U.S. Appl. No. 29/334,697.
- The MixJect transfer system, as shown in the article, "Advanced Delivery Devices," Drug Delivery Technology Jul./Aug. 2007 vol. 7

(56)

References Cited

OTHER PUBLICATIONS

No. 7 [on-line]. [Retrieved from Internet May 14, 2010.] URL: <<http://www.drugdeliverytech-online.com/drugdelivery/200707/?pg=28pg28>>. (3 pages).

Publication date of Israeli Patent Application 186290 [on-line]. [Retrieved from Internet May 24, 2010]. URL: <<http://www.ilpatsearch.justice.gov.il/UI/RequestsList.aspx>>. (1 page).

Int'l Search Report issued Nov. 25, 2010 in Int'l Application No. PCT/IL2010/000530.

Office Action issued Feb. 7, 2011 in U.S. Appl. No. 12/783,194.

Office Action issued Dec. 20, 2010 in U.S. Appl. No. 12/063,176.

Office Action issued Dec. 13, 2010 in U.S. Appl. No. 12/293,122.

Office Action issued Nov. 29, 2010 in U.S. Appl. No. 11/568,421.

Office Action issued Dec. 23, 2010 in U.S. Appl. No. 29/334,696.

Int'l Search Report issued on Mar. 17, 2011 in Int'l Application No. PCT/IL2010/000854.

Overview—Silicone Rubber [retrieved from http://www.knovel.com/web/portal/browse/display?_EXT_KNOVEL_DISPLAY_bookid=1023&VerticalID=0 on Feb. 9, 2011].

Int'l Search Report issued on Mar. 17, 2011 in Int'l Application No. PCT/IL2010/00915.

Office Action Issued May 12, 2011 in U.S. Appl. No. 12/063,176.

Office Action issued Jul. 11, 2011 in U.S. Appl. No. 12/293,122.

Int'l Search Report issued Jul. 12, 2011 in Int'l Application No. PCT/IL2011/000187.

Int'l Search Report issued Jul. 12, 2011 in Int'l Application No. PCT/IL2011/000186.

Office Action issued Aug. 3, 2011 in JP Application No. 2008-525719.

Int'l Search Report issued Oct. 7, 2011 in Int'l Application No. PCT/IL2011/000511.

Int'l Search Report issued Mar. 6, 2012 in Int'l Application No. PCT/IL2011/000834; Written Opinion.

Office Action issued Mar. 1, 2012 in JP Application No. 2007-510229.

Int'l Search Report issued Mar. 7, 2012 in Int'l Application No. PCT/IL2011/000829; Written Opinion.

Office Action issued Mar. 13, 2012 in CA Application No. 2,563,643.

Office Action issued Mar. 1, 2012 in CN Application No. 2008801108283.4.

Office Action issued Jan. 2, 2015 in U.S. Appl. No. 29/438,141 by Gilboa.

Office Action issued Jan. 5, 2015 in U.S. Appl. No. 29/413,220 by Lev.

Office Action issued Jan. 7, 2015 in U.S. Appl. No. 29/438,134 by Lev.

U.S. Appl. No. 14/423,595 by Lev, filed Feb. 24, 2015.

U.S. Appl. No. 14/423,612 by Lev, filed Feb. 24, 2015.

Office Action issued Dec. 9, 2015 in U.S. Appl. No. 29/478,723 by Lev.

West, Vial2Bag DC system, Oct. 2, 2014, <https://web.archive.org/web/20141002065133/http://www.westpharma.com/en/products/Pages/ReconstitutionSystems.aspx>.

Youtube.com, Vial2Bag DC, Aug. 21, 2014, <https://www.youtube.com/watch?v=FEOkgIxBrs>.

Office Action issued Dec. 9, 2015 in U.S. Appl. No. 29/478,726 by Lev.

Notice of Allowance issued Jan. 12, 2016 in U.S. Appl. No. 14/385,212 by Lev.

Notice of Allowance issued Mar. 17, 2016 in U.S. Appl. No. 29/502,037 by Lev.

Office Action issued Mar. 25, 2016 in U.S. Application No. 29/478,726 by Lev.

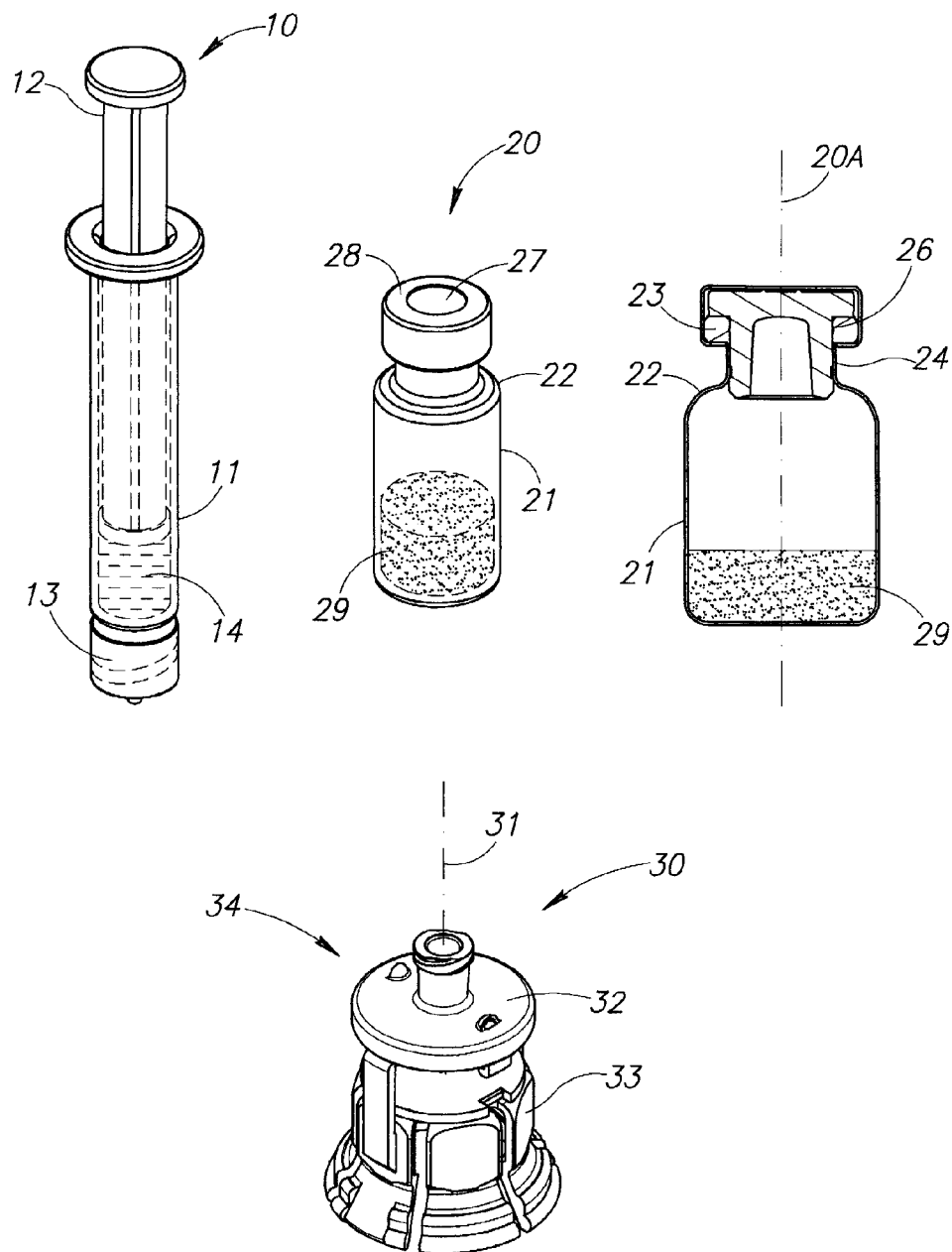


FIG.1

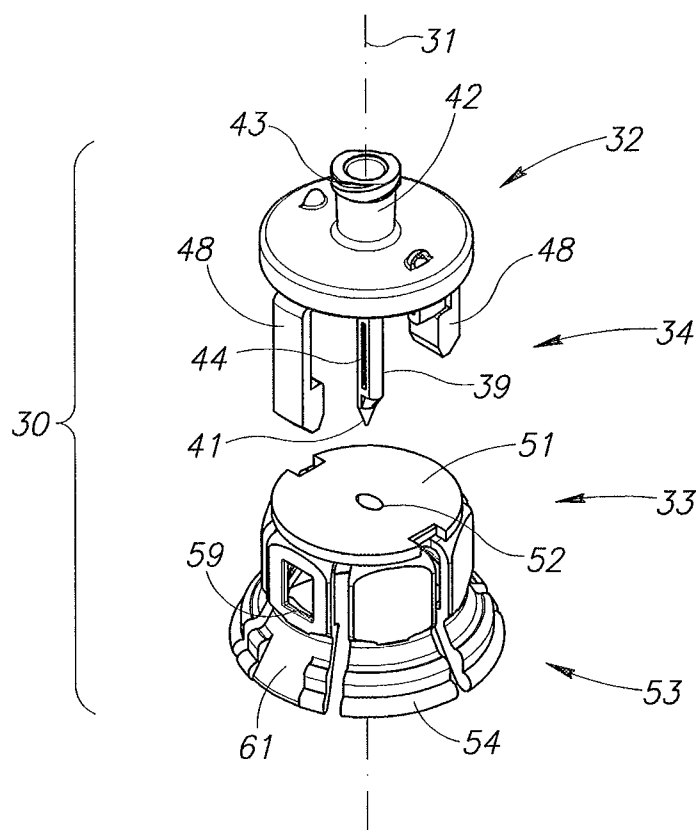


FIG. 2

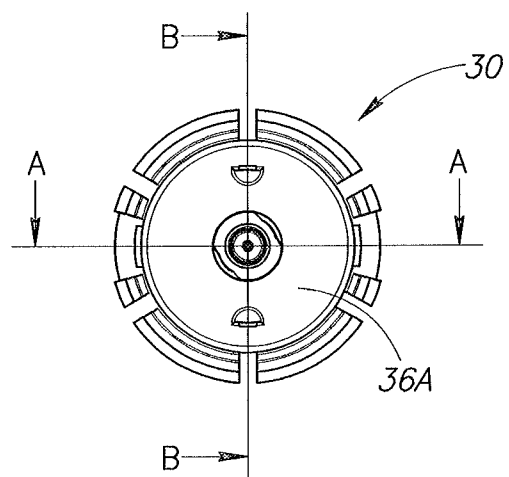
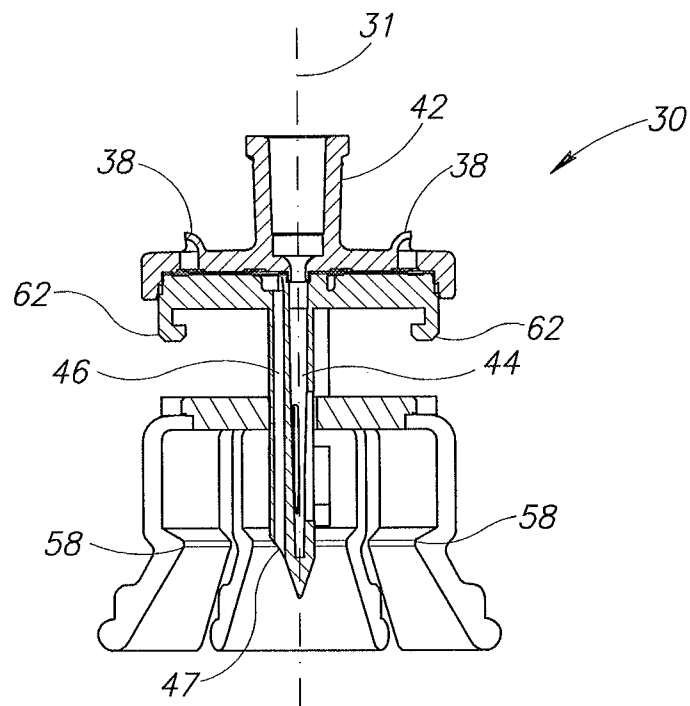
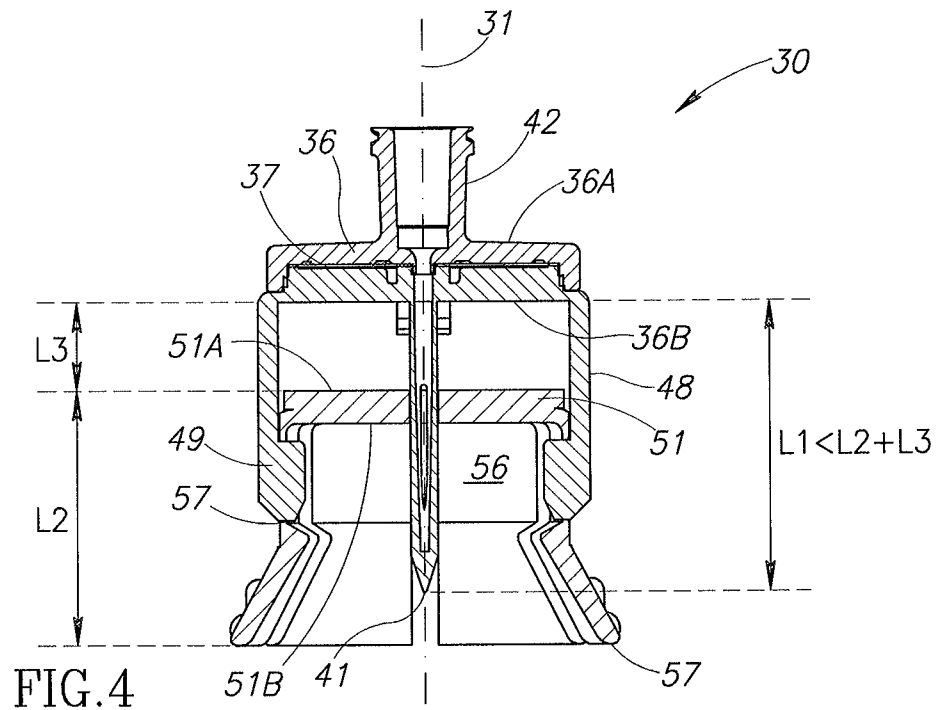


FIG. 3



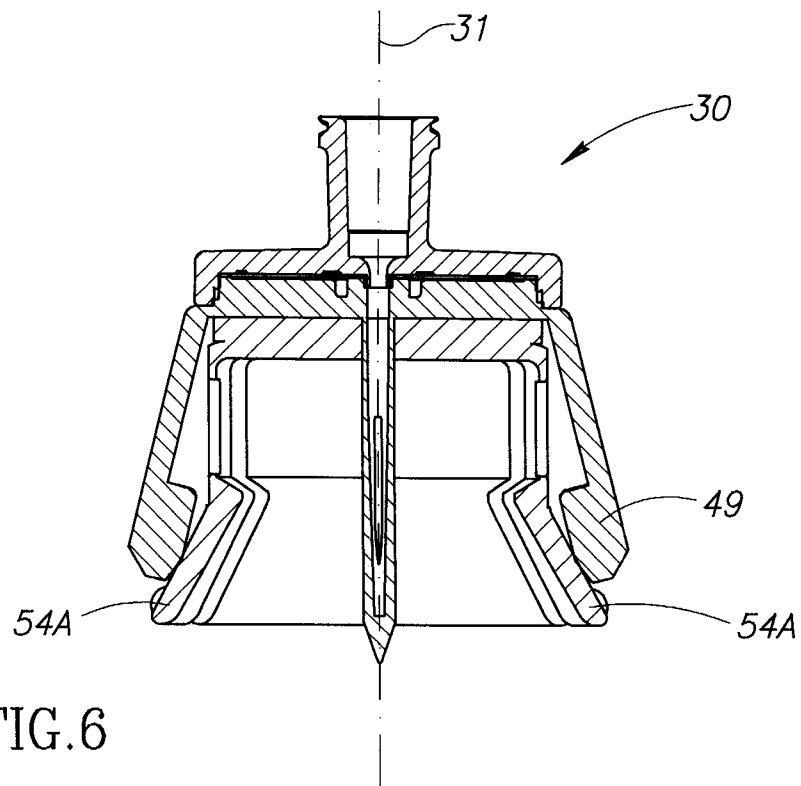


FIG. 6

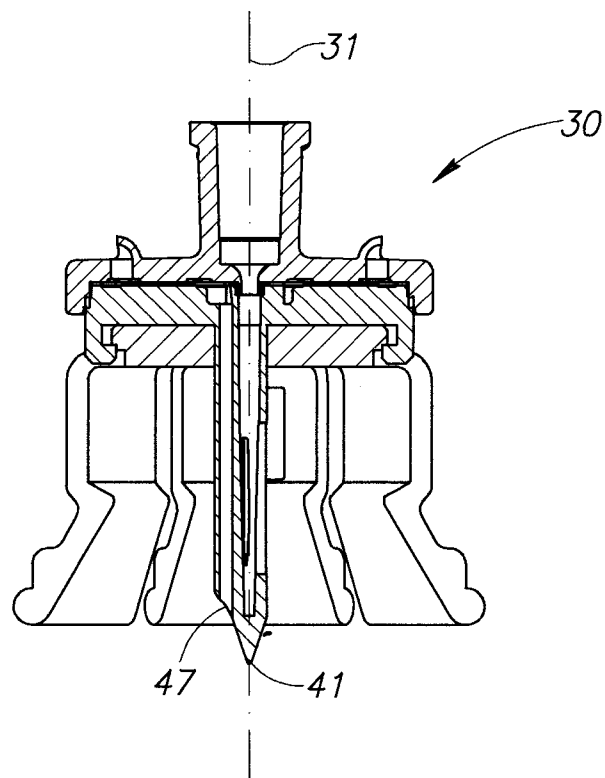


FIG. 7

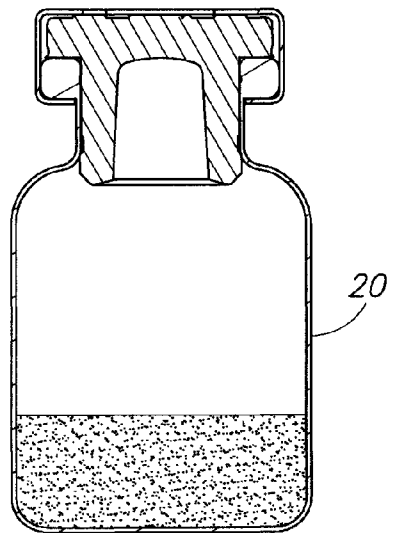
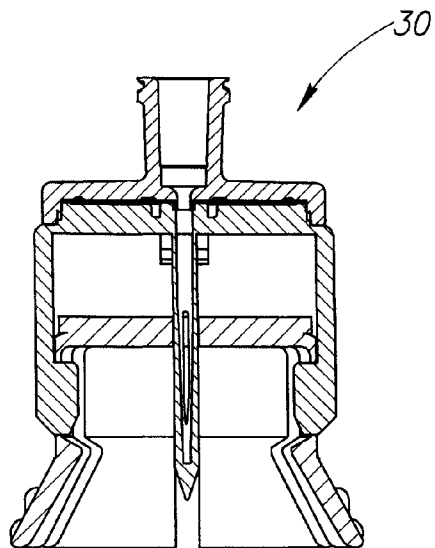


FIG. 8A

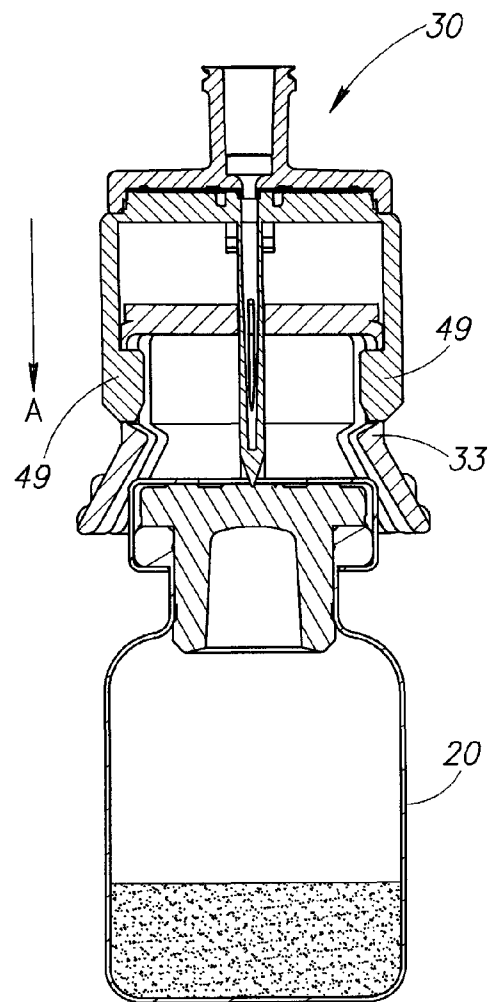


FIG. 8B

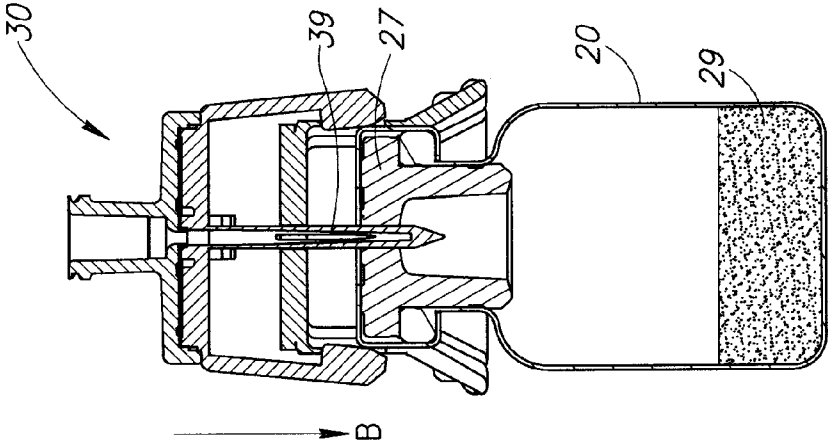


FIG. 8C

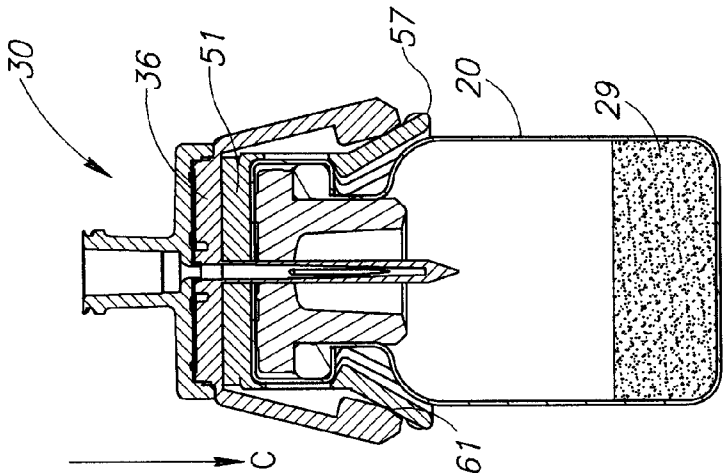


FIG. 8D

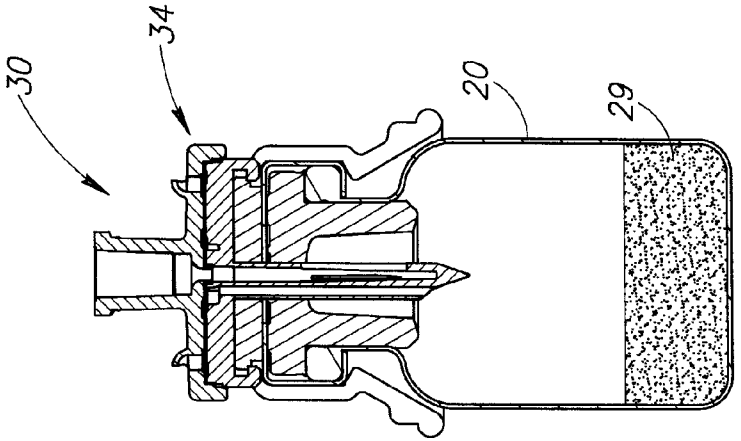


FIG. 8E

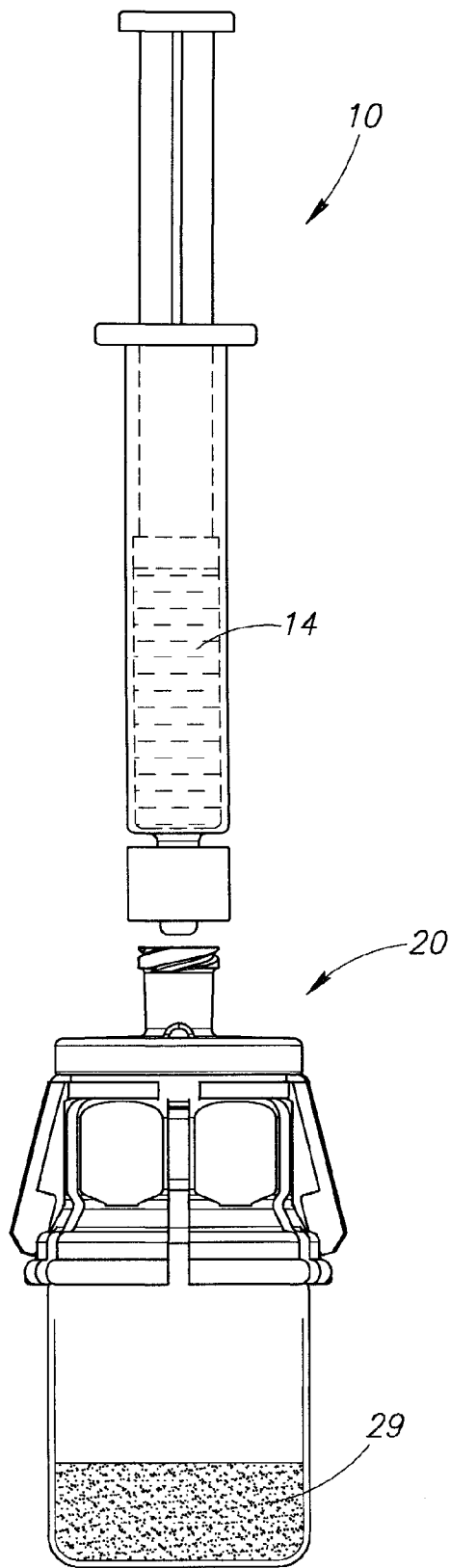


FIG. 8F

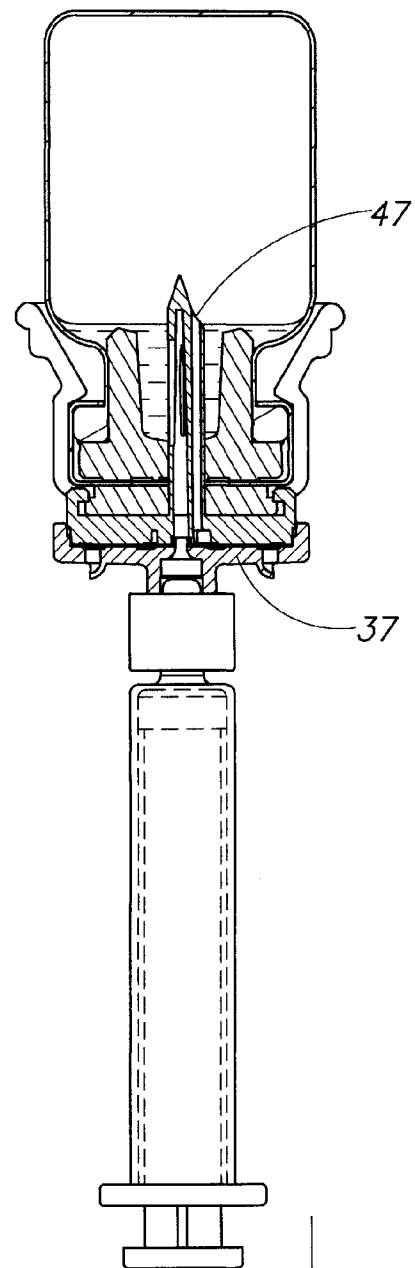


FIG. 8G

D

1

TELESCOPIC FEMALE DRUG VIAL ADAPTER

CROSS-REFERENCE TO RELATED APPLICATION

This application is a Section 371 of International Application No. PCT/IL2013/050407, filed Oct. 17, 2012, which was published in the English language on Mar. 20, 2014, under International Publication No. WO 2014/041529 A1, and the disclosure of which is incorporated herein by reference.

FIELD OF THE INVENTION

The invention relates to drug vial adapters in general and female drug vial adapters in particular.

BACKGROUND OF THE INVENTION

Commonly owned PCT International Application No. PCT/IL2006/000912 entitled Liquid Drug Transfer Devices for Failsafe Correct Snap Fitting onto Medicinal Vials and published under PCT International Publication No. WO 2007/017868 illustrates and describes liquid drug transfer devices including a drug vial adapter designed for guided alignment with a drug vial prior to snap fitting thereon and puncturing same for ensuring flow communication with the drug vial's interior. WO 2007/017868 FIG. 4 illustrates a vented female drug vial adapter for use with a needleless syringe.

A WO 2007/017868 drug vial adapter includes a top wall with a downward depending puncturing member and an opposite upright access port in flow communication with the puncturing member. The top wall is also formed with a downward depending generally cylindrical skirt surrounding the puncturing member. The generally cylindrical skirt includes at least four axially directed flex members longer than the puncturing member to avoid the puncturing member contacting a drug vial's drug vial stopper prior to alignment of the drug vial adapter and the drug vial. The axially directed flex members include two non-adjacent drug vial retention flex members for snap fitting over a drug vial opening for drug vial retention purposes and at least two non-adjacent drug vial guidance flex members longer than their counterpart drug vial retention flex members for guiding the drug vial adapter with respect to a drug vial prior to snap fitting thereon.

A WO 2007/017868 vented female drug vial adapter includes a dual lumen puncturing member having a liquid transfer lumen and a venting lumen. The liquid transfer lumen is in flow communication with a female connector for sealingly receiving a needleless syringe. The venting lumen is in flow communication with a generally circular air filter formed in the top wall. Inversion of the vented female drug vial adapter for aspiration of its liquid drug contents leads to liquid drug contents undesirably entering the venting lumen and wetting the air filter therefore considerably detracting from its ability to enable filtered air to pass therethrough for pressure equalization purposes during aspiration.

There is a need for female drug vial adapters for guided alignment relative to a drug vial prior to mounting thereon and puncturing but with a longer puncturing member.

SUMMARY OF THE INVENTION

The present invention is directed toward female drug vial adapters including a dual component construction having a spike component telescopically mounted on a skirt compo-

2

nent for manual displacement from a set-up position to an actuated position for snug mounting on and puncturing a drug vial. Manual displacement of the spike component towards the skirt component affords initial guided alignment of the drug vial adapter relative to a drug vial prior to being snugly mounted thereon and puncturing same.

The present invention is particularly advantageous for vented female drug vial adapters which can be provisioned with a long puncturing member having a venting lumen with a venting lumen aperture at its puncturing tip. The vented female drug vial adapters are intended to be used with needleless syringes filled with a predetermined volume of liquid contents such that, on inversion of a vented female drug vial adapter mounted on a drug vial with liquid drug contents for aspiration purposes, the venting lumen aperture is above the liquid level of the liquid drug contents in a manner resembling a swimming snorkel. By virtue of this arrangement, liquid drug contents are precluded from entering the venting lumen and wetting the air filter.

BRIEF DESCRIPTION OF DRAWINGS

In order to understand the invention and to see how it can be carried out in practice, a preferred embodiment will now be described, by way of a non-limiting example only, with reference to the accompanying drawings in which similar parts are likewise numbered, and in which:

FIG. 1 is a pictorial representation of a syringe, a drug vial including a longitudinal cross section, and a vented telescopic female drug vial adapter having a longitudinal drug vial adapter axis in a set-up position;

FIG. 2 is an exploded view of the vented telescopic female drug vial adapter;

FIG. 3 is a top plan view of the vented telescopic female drug vial adapter along the longitudinal drug vial adapter axis;

FIG. 4 is a longitudinal cross section of the vented telescopic female drug vial adapter along line A-A in FIG. 3 in a set-up position;

FIG. 5 is a longitudinal cross section of the vented telescopic female drug vial adapter along line B-B in FIG. 3 in its set-up position;

FIG. 6 is a longitudinal cross section of the vented telescopic female drug vial adapter along line A-A in FIG. 3 in an actuated position;

FIG. 7 is a longitudinal cross section of the vented telescopic female drug vial adapter along line B-B in FIG. 3 in its actuated position;

FIG. 8A is a longitudinal cross section of the vented telescopic female drug vial adapter and the drug vial along line A-A in FIG. 3 prior to use;

FIG. 8B is a longitudinal cross section of the vented telescopic female drug vial adapter and the drug vial along line A-A in FIG. 3 pursuant to an initial downward depression of the former toward the latter;

FIG. 8C is a longitudinal cross section of the vented telescopic female drug vial adapter and the drug vial along line A-A in FIG. 3 pursuant to continuing downward depression of the former toward the latter;

FIG. 8D is a longitudinal cross section of the vented telescopic female drug vial adapter fully mounted on and puncturing the drug vial along line A-A in FIG. 3;

FIG. 8E is a longitudinal cross section of the vented telescopic female drug vial adapter fully mounted on and puncturing the drug vial along line B-B in FIG. 3;

FIG. 8F is a longitudinal cross section of the vented telescopic female drug vial adapter and the drug vial along line

3

A-A in FIG. 3 on screw threading a needleless syringe on the former for injection purposes; and

FIG. 8G is a longitudinal cross section of the vented telescopic female drug vial adapter and the drug vial along line A-A in FIG. 3 after inversion for aspiration purposes.

DETAILED DESCRIPTION OF PREFERRED EMBODIMENT OF THE INVENTION

FIG. 1 shows a syringe 10 constituting a source of physiological fluid, a medicinal drug vial 20 and a vented telescopic female drug vial adapter 30 for use with the syringe 10 and the drug vial 20. The syringe 10 includes a barrel 11 with a plunger 12 and a male Luer lock connector 13. The syringe 10 can be formed with other types of male connectors. The syringe 10 is filled with a liquid component 14. The liquid component 14 can be diluent only. Alternatively, the liquid component 14 can include an active component.

The drug vial 20 has a longitudinal drug vial axis 20A and includes a drug vial bottle 21 having a drug vial shoulder 22, a drug vial rim 23 and an intermediate narrow drug vial neck 24. The drug vial rim 23 defines a drug vial opening 26 sealed by a drug vial stopper 27 capped by a band 28. The drug vial 20 contains a powder drug 29 under negative pressure or a liquid drug 29.

FIGS. 1 to 7 show the vented telescopic female drug vial adapter 30 has a longitudinal drug vial adapter axis 31 and includes a vented spike component 32, a skirt component 33 and a securing arrangement 34 for securing the spike component 32 on the skirt component 33 in an actuated position as shown in FIGS. 6 and 7.

The vented spike component 32 includes a transversely directed spike component top wall 36 having a circular air filter 37 and a pair of vent apertures 38. The vented spike component 32 preferably includes protective hoods 38 as illustrated and described in commonly owned PCT International Application No. PCT/2011/000187 entitled Liquid Drug Transfer Device with Vented Vial Adapter and published under PCT International Publication No. WO 2011/104712.

The spike component top wall 36 includes a downward depending dual lumen puncturing member 39 with a puncturing tip 41 for puncturing a drug vial stopper and an opposite upright female connector 42. The female connector 42 is preferably a female Luer connector with an external screw thread 43. The dual lumen puncturing member 39 includes a liquid transfer lumen 44 in flow communication with the opposite upright female connector 42. The dual lumen puncturing member 39 includes a venting lumen 46 having a venting lumen aperture 47 adjacent the puncturing tip 41 and in flow communication with the pair of vent apertures 38.

The spike component top wall 36 includes an uppermost spike component top wall surface 36A facing the upright female connector 42 and a lowermost spike component top wall surface 36B facing the dual lumen puncturing member 39. The puncturing member 39 has a length L1 defined between the lowermost spike component top wall surface 36B and the puncturing tip 41.

The spike component top wall 36 also includes a pair of opposite spaced apart downward depending spike component legs 48 lateral to the puncturing member 39. The spike component legs 48 terminate at leg tips 49 inwardly protruding toward the puncturing tip 41.

The skirt component 33 includes a transversely directed skirt component top wall 51 having a central aperture 52 and a downward depending substantially cylindrical skirt 53. The skirt 53 includes a multitude of drug vial flex members 54

4

defining a drug vial rim cavity 56 for snugly receiving the drug vial rim 23 therein and a skirt component margin 57 remote from the skirt component top wall 51. The drug vial flex members 54 preferably include inward directed projections 58 for snap fitting on the drug vial rim 23.

The skirt component top wall 51 includes an uppermost skirt component top wall surface 51A facing the spike component 32 and a lowermost skirt component top wall surface 51B facing the skirt 53. The skirt 53 has a length L2 defined between the uppermost skirt component top wall surface 51A and the skirt component margin 57.

Two opposite drug vial flex members 54A have leg tip apertures 59 for initially receiving the leg tips 49 for initially spacing the spike component top wall 36 from the skirt component top wall 51 with the puncturing member 39 protruding through the central aperture 52 in a set-up position of the telescopic female drug vial adapter 30. The drug vial flex members 54A are preferably formed with smooth outside surfaces 61 beneath the leg tip apertures 59 to enable smooth sliding movement of the legs tips 49 towards the skirt component margin 57.

In the set-up position, the lowermost spike component top wall surface 36B and the uppermost skirt component top wall surface 51A are separated by a length L3. In the set-up position, $L1 < L2 + L3$ such that the puncturing tip 41 does not protrude beyond the skirt component margin 57 which would lead to the puncturing tip 41 contacting a drug vial stopper 27 prior to correct alignment of the vented telescopic female drug vial adapter 30 with a drug vial 20. The puncturing member 39 and the skirt 53 are preferably dimensioned such that $L1 > L2$ such that the venting tip aperture 47 protrudes beyond the skirt component margin 57 in the actuated position in which the spike component 32 fully abuts the skirt component 33.

The securing arrangement 34 includes a pair of opposite snap fit clips 62 orthogonal to the pair of opposite spike component legs 48.

FIGS. 8A to 8G show the use of the needleless syringe 10, the drug vial 20 and the vented telescopic female drug vial adapter 30. The needleless syringe 10 is filled with a predetermined volume of liquid contents 29 to ensure a snorkel like effect such that liquid contents do not wet the circular air filter 37 as described hereinbelow with respect to FIG. 8G.

FIG. 8A shows the female drug vial adapter 30 in its set-up position and in co-axial alignment with the drug vial 20 ready for snap fitting thereon and puncturing same.

FIG. 8B shows an initial downward depression of the female drug vial adapter 30 toward the drug vial 20 as denoted by arrow A. The leg tips 49 impart a downward force to the skirt component 33. The flex members 54 ensure the spike component 32 is aligned with the skirt component 33 in case of misalignment before the puncturing tip 41 starts puncturing the drug vial stopper 27.

FIG. 8C shows continuing downward depression of the drug vial adapter 30 towards the drug vial 20 as denoted by arrow B causes the puncturing member 39 to puncture the drug vial stopper 27. The drug vial 20 urges the leg tips 49 radial outward from the leg tip apertures 59. In the case of negative pressure drug vial 20, air enters the drug vial 20 via both the liquid transfer lumen 44 and the venting lumen 46.

FIGS. 8D and 8E show complete downward depression of the drug vial adapter 30 towards the drug vial 20 until the former 30 snap fits on and punctures the drug vial stopper 27 as denoted by arrow C. The spike component 32 stops against the skirt component 33. The leg tips 49 slide along the smooth external surfaces 61 towards the skirt component margin 57.

5

The securing arrangement **34** is engaged to secure the drug vial adapter **30** and the drug vial **20**.

FIG. **8F** shows the syringe **10** ready for screw thread mounting on the female drug vial adapter **30** for injection of its liquid contents **29**. The assemblage of the syringe **10**, the drug vial **20** and the female drug vial adapter **30** is gently agitated to ensure complete reconstitution of powder contents. On injection of the liquid contents, air exits from the drug vial **20** via the venting lumen **46** and the vent apertures **38**.

FIG. **8G** shows inversion of FIG. **8F**'s assemblage for aspiration of the liquid drug contents from the drug vial **20** to the syringe **10** as denoted by arrow **D** for administration purposes. The venting lumen aperture **47** is above the liquid level of the drug liquid contents to resemble a swimming snorkel such that the air filter **37** is not wetted. Air is drawn into the drug vial **20** via the vent apertures **38**, the air filter **37** and the venting lumen **46**.

While the invention has been described with respect to a limited number of embodiments, it will be appreciated that many variations, modifications, and other applications of the invention can be made within the scope of the appended claims.

The invention claimed is:

1. A telescopic female drug vial adapter for use with a drug vial including a drug vial bottle containing a medicament, and a drug vial rim defining a drug vial opening stopped by a drug vial stopper, the drug vial adapter having a longitudinal drug vial adapter axis and comprising:

(a) a spike component including a transversely directed spike component top wall having

i) a downward depending puncturing member with a puncturing tip for puncturing the drug vial stopper and an opposite upright female connector in flow communication with said puncturing member, and

ii) at least two spaced apart downward depending spike component legs lateral to said puncturing member, said at least two spike component legs terminating at leg tips inwardly protruding toward said puncturing tip; and

(b) a skirt component including a transversely directed skirt component top wall having a central aperture, a downward depending substantially cylindrical skirt of a

6

multitude of drug vial flex members and a skirt component margin remote from said skirt component top wall, said multitude of drug vial flex members defining a drug vial rim cavity for snugly receiving the drug vial rim therein, said at least two drug vial flex members having leg tip apertures for initially receiving said leg tips in a set-up position of the telescopic female drug vial adapter for initially spacing said spike component top wall from said skirt component top wall with said puncturing member protruding through said central aperture,

the arrangement being such that on urging the drug vial adapter towards a drug vial positioned below said drug vial adapter and manual sliding displacement of said spike component towards said skirt component for stopping thereagainst in an actuated position of the telescopic female drug vial adapter, said drug vial flex members snugly receive the drug vial rim in said drug vial rim cavity, said puncturing member punctures the drug vial stopper and said leg tips are urged radially outward from their corresponding leg tip apertures to slide downward along their corresponding drug vial flex members towards said skirt component margin.

2. The adapter according to claim **1** further comprising a securing arrangement for securing said spike component on said skirt component in said actuated position.

3. The adapter according to claim **2** wherein said spike component includes a pair of opposite spike component legs and said securing arrangement includes a pair of opposite snap fit clips orthogonal to said pair of opposite spike component legs.

4. The adapter according to claim **1** wherein said puncturing member protrudes beyond said skirt component margin in said actuated position.

5. The adapter according to claim **1** wherein said spike component is vented, said spike component top wall includes a circular air filter and at least one vent aperture, and said puncturing member includes a liquid transfer lumen in flow communication with said opposite upright female connector and a venting lumen in flow communication with said air filter, and said venting lumen includes a venting lumen aperture adjacent said puncturing member tip.

* * * * *