



US00D444151S

(12) **United States Design Patent** (10) **Patent No.:** **US D444,151 S**
Kuo (45) **Date of Patent:** **** Jun. 26, 2001**

(54) **RECEIVER**

(75) Inventor: **Chunn-Cherh Kuo, Taipei (TW)**
(73) Assignee: **Silitek Corporation, Taipei (TW)**
(**) Term: **14 Years**

(21) Appl. No.: **29/111,649**

(22) Filed: **Sep. 29, 1999**

(51) **LOC (7) Cl.** **14-02**

(52) **U.S. Cl.** **D14/439**

(58) **Field of Search** **D14/432, 439,**
D14/125, 242, 155, 126, 229; 455/91-5;
D13/123; 361/600, 679; 359/154-163, 189

(56) **References Cited**

U.S. PATENT DOCUMENTS

- D. 357,685 * 4/1995 Reardon et al. .
- D. 363,722 * 10/1995 Aldridge et al. .
- D. 393,466 * 4/1998 Sheid et al. .
- D. 396,852 * 8/1998 Chao .
- D. 404,736 * 1/1999 Alvarez .
- D. 419,988 * 2/2000 Brunner et al. .
- D. 420,362 * 2/2000 Pedraza et al. .
- D. 425,021 * 5/2000 Ko .

* cited by examiner

Primary Examiner—M. H. Tung

(74) *Attorney, Agent, or Firm*—Rosenberg, Klein & Lee

(57) **CLAIM**

The ornamental design for a receiver, as shown and described.

DESCRIPTION

The file of this patent contains at least one drawing executed in color. Copies of this patent with color drawings will be provided by the Patent and Trademark Office upon request and payment of the necessary fee.

FIG. 1 is the perspective view of a receiver showing my new design;

FIG. 2 is the front view thereof;

FIG. 3 is the rear view thereof;

FIG. 4 is the left side view thereof;

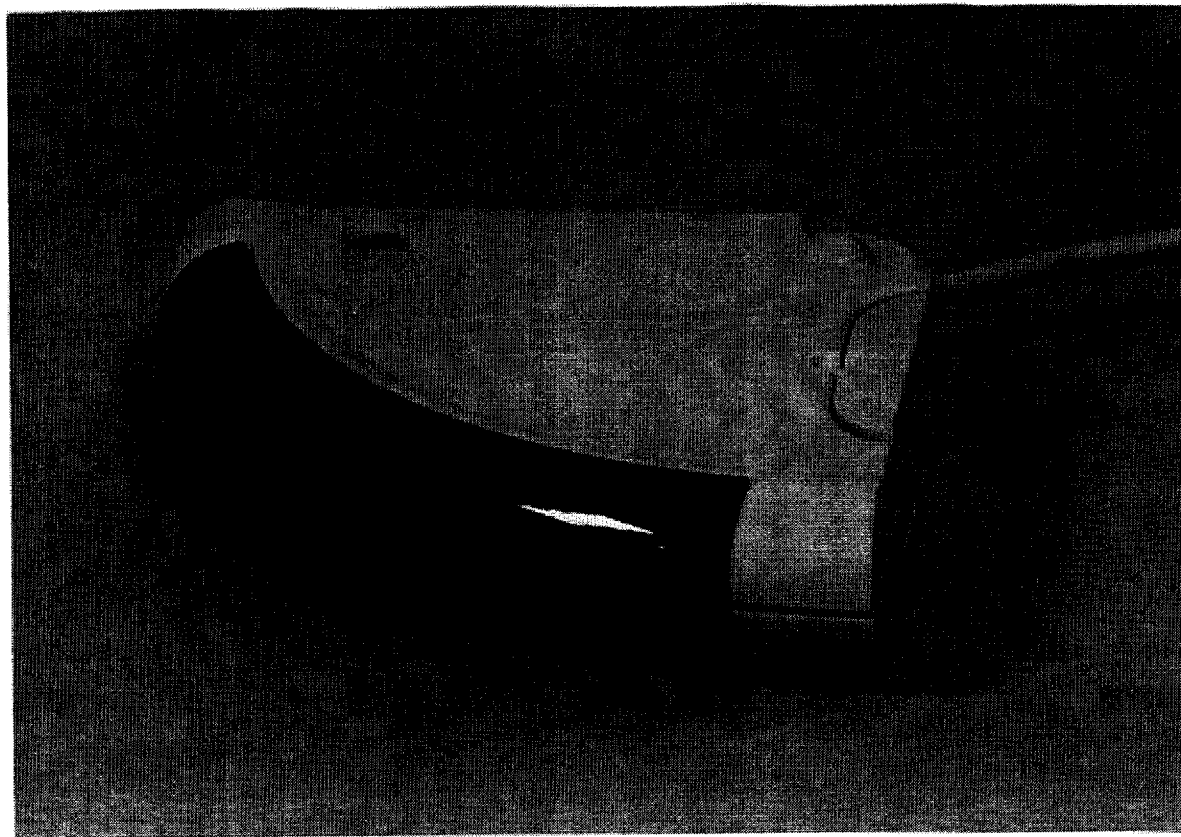
FIG. 5 is the right side view thereof;

FIG. 6 is the top view thereof; and,

FIG. 7 is the bottom view thereof.

1 Claim, 4 Drawing Sheets

(4 of 4 Drawing Sheet(s) Filed in Color)



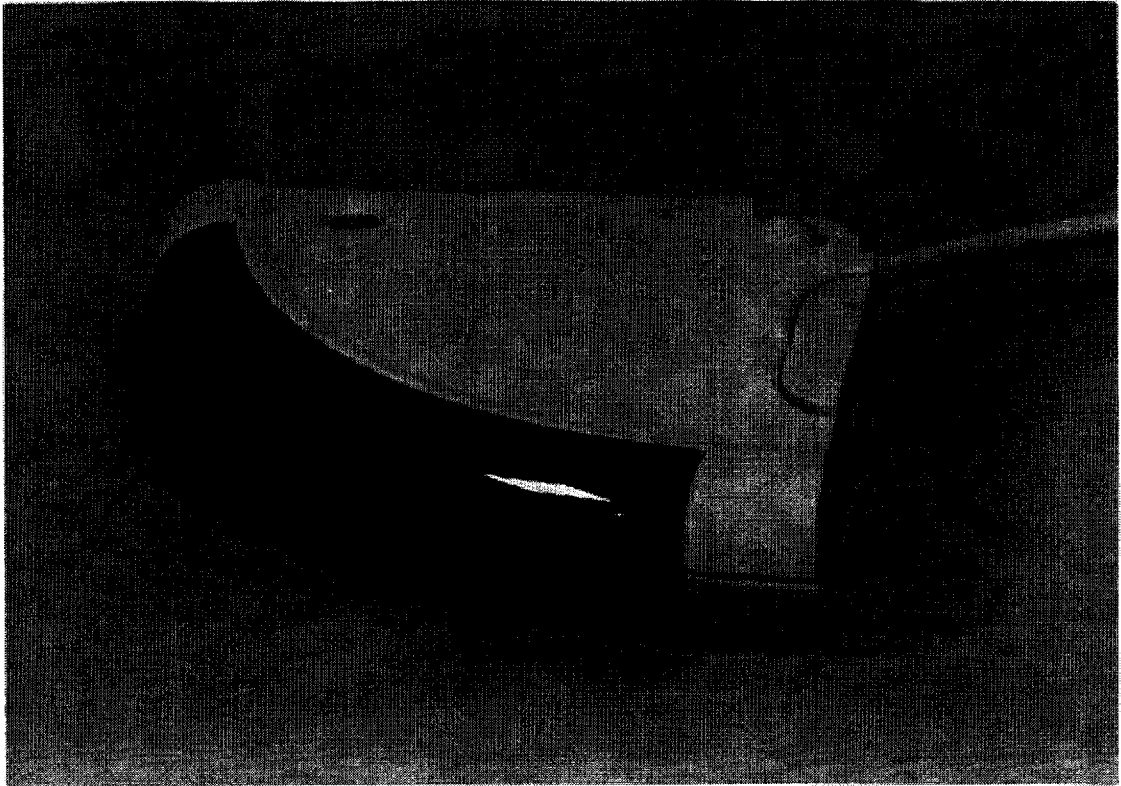


FIG. 1




FIG. 2




FIG. 3




FIG. 4




FIG. 5

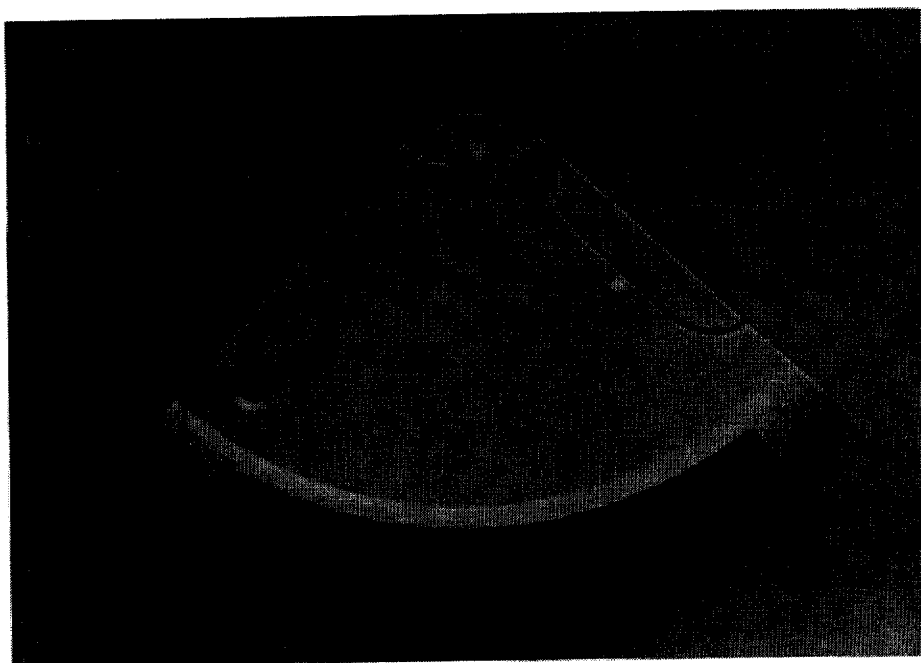


FIG. 6




FIG. 7