



US00D595331S

(12) **United States Design Patent**
Mentasti

(10) **Patent No.:** **US D595,331 S**

(45) **Date of Patent:** **** Jun. 30, 2009**

(54) **GOGGLE FRAME**

(75) Inventor: **Marco Mentasti**, Varese (IT)

(73) Assignee: **Sandro Mentasti s.r.l.**, Varese (IL)

(**) Term: **14 Years**

(21) Appl. No.: **29/276,389**

(22) Filed: **Jan. 24, 2007**

(30) **Foreign Application Priority Data**

Jul. 31, 2006 (EM) 000568910

(51) **LOC (9) Cl.** **16-06**

(52) **U.S. Cl.** **D16/312**

(58) **Field of Classification Search** D16/102,
D16/103, 104, 107, 111-123, 127, 312; 2/436;
D29/8, 9; 351/41, 44, 51, 57, 110, 113-114,
351/118, 154, 172

See application file for complete search history.

(56) **References Cited**

U.S. PATENT DOCUMENTS

- D224,483 S * 8/1972 Crestin-Billet D16/312
- D242,666 S * 12/1976 Smith D16/312
- D273,819 S * 5/1984 Yehl D16/312
- D327,490 S * 6/1992 Wilson D16/312
- D358,159 S * 5/1995 Lai D16/312
- D364,181 S * 11/1995 Arnette D16/312
- D403,689 S * 1/1999 Mage D16/312
- D407,735 S * 4/1999 Arnette D16/312

- 6,009,564 A * 1/2000 Tackles et al. 2/436
- D427,225 S * 6/2000 Arnette D16/312
- D439,596 S * 3/2001 Bolle D16/312
- 6,732,382 B2 * 5/2004 Dondero 2/436
- D508,939 S * 8/2005 Hussey et al. D16/312
- D510,378 S * 10/2005 Dondero et al. D16/312
- D538,834 S * 3/2007 Mangum D16/312
- D542,829 S * 5/2007 Hsu D16/312
- D544,900 S * 6/2007 Li D16/312

* cited by examiner

Primary Examiner—T. Chase Nelson

Assistant Examiner—Barbara B Lohr

(74) *Attorney, Agent, or Firm*—Connolly Bove Lodge & Hutz LLP

(57) **CLAIM**

The ornamental design for a goggle frame, as shown and described.

DESCRIPTION

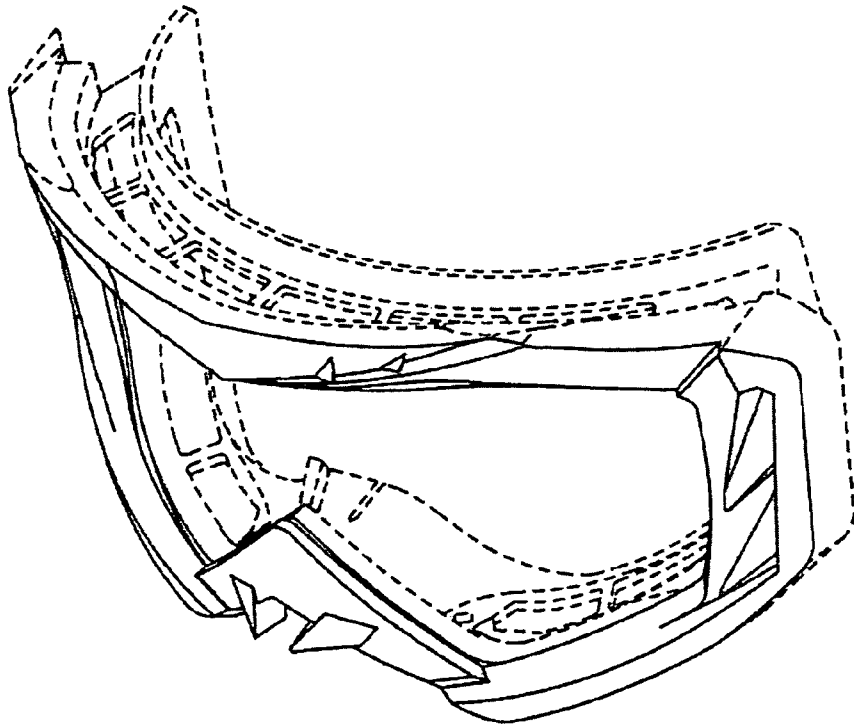
FIG. 1 is an isometric view of a goggle frame according to an embodiment of the design.

FIG. 2 is a front view of the goggle frame; and,

FIG. 3 is a left side view of the goggle frame, wherein a right side view of the goggle frame (not shown) is a mirror image of the left side view.

The broken line showing of the portions of the goggle frame is included for the purpose of illustrating the environment and forms no part of the claimed design.

1 Claim, 2 Drawing Sheets



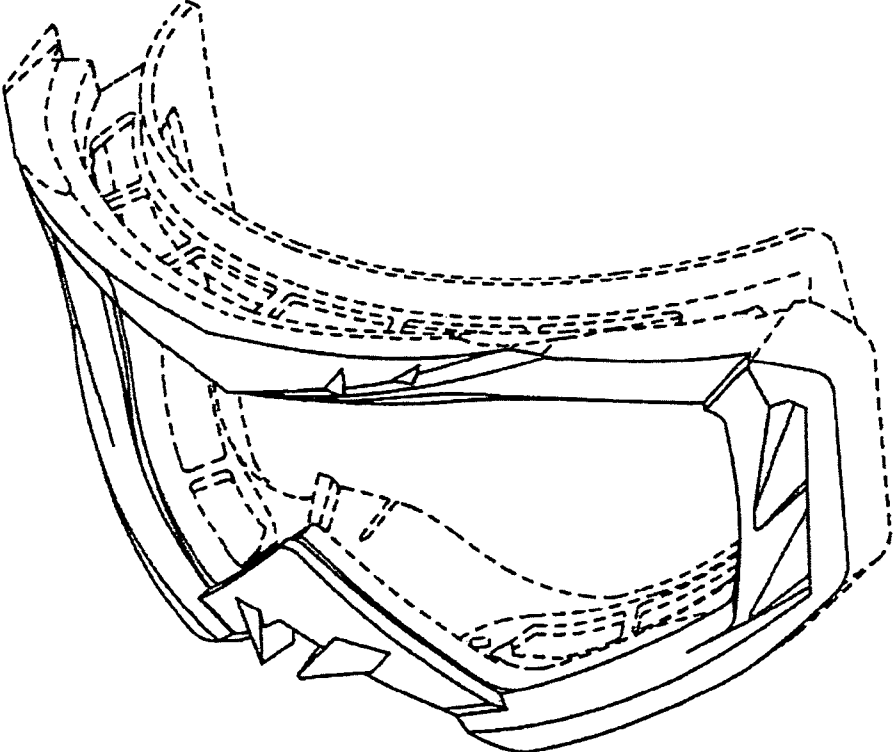


FIG. 1

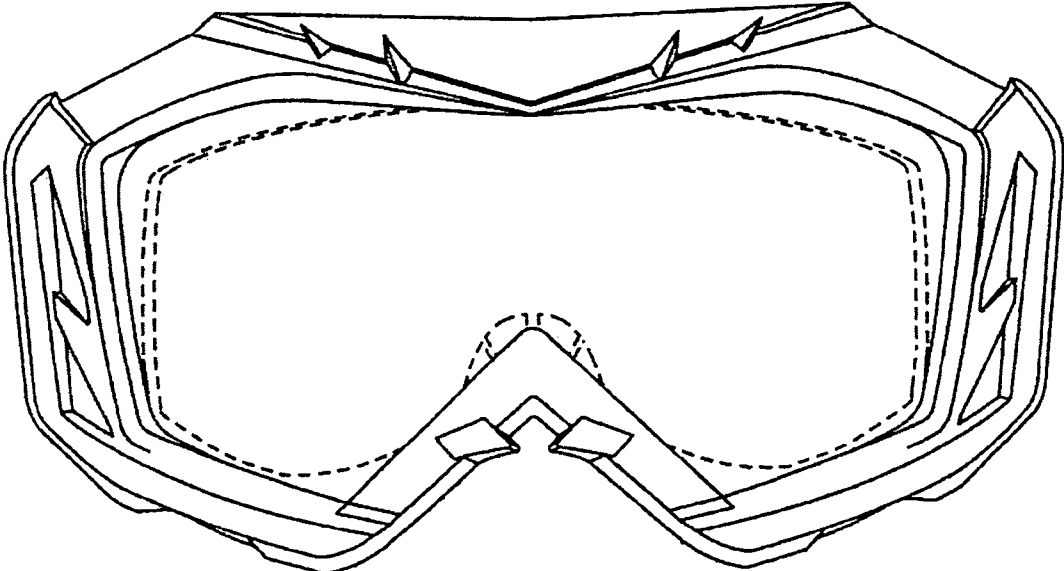


FIG. 2

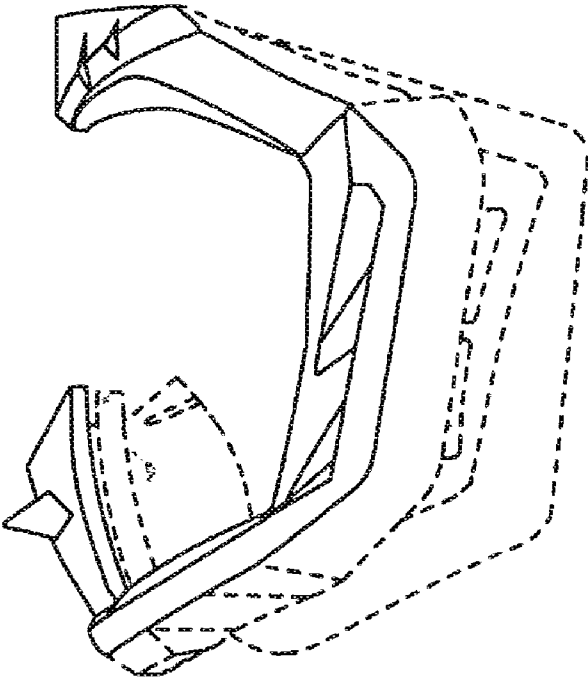


FIG. 3