



US00D978311S

(12) **United States Design Patent** (10) **Patent No.:** **US D978,311 S**  
**Luo** (45) **Date of Patent:** **\*\* Feb. 14, 2023**

(54) **HUMIDIFIER**  
(71) Applicant: **ZHONGSHAN HAOQI ELECTRICAL APPLIANCE CO., LTD**, Zhongshan (CN)  
(72) Inventor: **Jinqi Luo**, Loudi (CN)  
(73) Assignee: **ZHONGSHAN HAOQI ELECTRICAL APPLIANCE CO., LTD**, Zhongshan (CN)  
(\*\*) Term: **15 Years**  
(21) Appl. No.: **29/784,086**  
(22) Filed: **May 18, 2021**

D417,492 S \* 12/1999 Willey ..... D23/339  
D468,414 S \* 1/2003 Fok ..... D23/378  
D580,028 S \* 11/2008 Catrino ..... D23/335  
D586,899 S \* 2/2009 Searle ..... D23/364  
D593,662 S \* 6/2009 Chen ..... D23/332  
D788,897 S \* 6/2017 Lee ..... D23/366  
D854,670 S \* 7/2019 Fang ..... D23/352  
D854,671 S \* 7/2019 Fang ..... D23/352  
D854,672 S \* 7/2019 Fang ..... D23/352  
D858,736 S \* 9/2019 Lewis ..... D23/378  
D865,144 S \* 10/2019 Yoo ..... D23/333  
D865,145 S \* 10/2019 Yoo ..... D23/333  
D912,795 S \* 3/2021 Wang ..... D23/364  
D915,574 S \* 4/2021 Levinson ..... D23/360  
D916,262 S \* 4/2021 Wang ..... D23/356  
D943,073 S \* 2/2022 Huang ..... D23/356  
D947,343 S \* 3/2022 Xia ..... D23/364  
D948,009 S \* 4/2022 Barlettano ..... D23/378  
D948,680 S \* 4/2022 Barlettano ..... D23/378

\* cited by examiner

(30) **Foreign Application Priority Data**

Dec. 8, 2020 (CN) ..... 202030755810.4

(51) **LOC (14) Cl.** ..... **23-04**

(52) **U.S. Cl.**  
USPC ..... **D23/356**

(58) **Field of Classification Search**  
USPC ..... D23/355-366, 352, 369, 332, 333, 335, D23/336, 342, 351  
CPC .. A61L 9/16; A61L 9/22; B01D 47/00; B01D 47/027; B01D 2221/02; B01D 2259/4508; B03C 3/155; B03C 3/368; F24F 3/16; F24F 13/20; F24F 13/28  
See application file for complete search history.

(56) **References Cited**

**U.S. PATENT DOCUMENTS**

D382,950 S \* 8/1997 Kruger ..... D23/335  
D410,539 S \* 6/1999 Gutmann ..... D23/364

*Primary Examiner* — David G Muller

(74) *Attorney, Agent, or Firm* — Nitin Kaushik

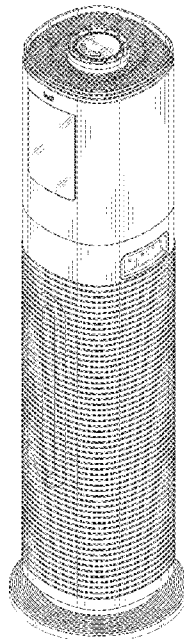
(57) **CLAIM**

The ornamental design for a humidifier, as shown and described.

**DESCRIPTION**

FIG. 1 is a perspective view of a humidifier showing my new design;  
FIG. 2 is another perspective view thereof;  
FIG. 3 is a front elevational view thereof;  
FIG. 4 is a rear elevational view thereof;  
FIG. 5 is a left side elevational view thereof;  
FIG. 6 is a right side elevational view thereof;  
FIG. 7 is a top plan view thereof; and,  
FIG. 8 is a bottom plan view thereof.

**1 Claim, 8 Drawing Sheets**



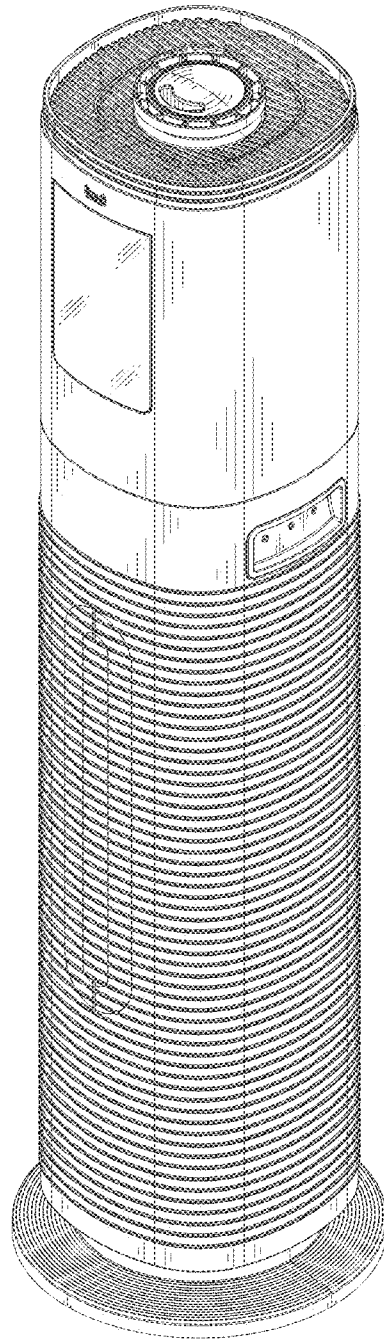


FIG. 1




FIG. 2




FIG. 3




FIG. 4




FIG. 5




FIG. 6

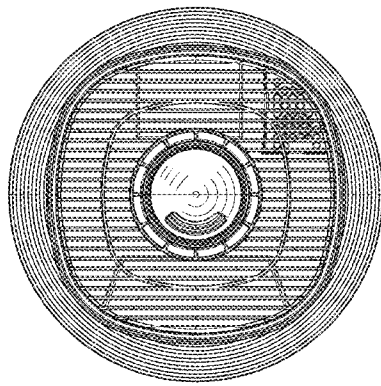


FIG. 7



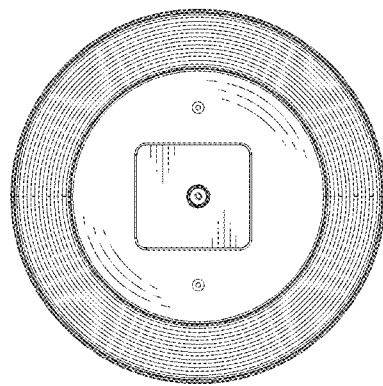


FIG. 8