



US00D760078S

(12) **United States Design Patent**
Shugar

(10) **Patent No.:** **US D760,078 S**

(45) **Date of Patent:** **** Jun. 28, 2016**

- (54) **BOTTLE TOP WITH CLIP**
- (71) Applicant: **Ronnie Shugar**, Sherman Oaks, CA (US)
- (72) Inventor: **Ronnie Shugar**, Sherman Oaks, CA (US)
- (**) Term: **14 Years**
- (21) Appl. No.: **29/499,445**
- (22) Filed: **Aug. 14, 2014**
- (51) **LOC (10) Cl.** **09-07**
- (52) **U.S. Cl.**
USPC **D9/436**
- (58) **Field of Classification Search**
USPC D7/387, 511; D9/434-440, 443-447, D9/499-454, 715, 718, 719, 739, 742, D9/753; 220/379, 709
CPC A45F 2003/166; A45F 5/02
See application file for complete search history.

- 8,806,726 B1 * 8/2014 Lo A61J 17/00 24/3.12
- D713,723 S * 9/2014 den Boer D9/449
- D730,729 S * 6/2015 George D9/435
- D743,790 S * 11/2015 Hussain D9/447

OTHER PUBLICATIONS

Bottlesmall.com. Silver Water Bottles. Dec. 13, 2011 [online], [site visited Mar. 4, 2016]. Available from Internet, <URL:http://www.bottlesmall.com/silver-water-bottles/>.*

Bottlesmall.com. One Stop Shop for Water Bottles. Jan. 11, 2011 [online], [site visited Mar. 4, 2016]. Available from Internet, <URL:http://www.bottlesmall.com/>.*

* cited by examiner

Primary Examiner — Robert M Spear
Assistant Examiner — Darcey E Heflin

(74) *Attorney, Agent, or Firm* — Robert J. Lauson; Lauson & Tarver LLP

(57) **CLAIM**

I claim the ornamental design for a bottle top with clip, as shown and described.

(56) **References Cited**

U.S. PATENT DOCUMENTS

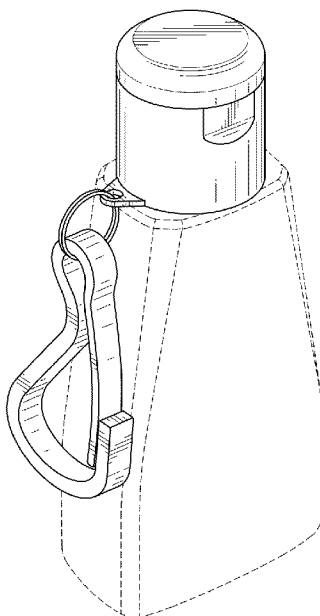
- 1,679,588 A * 8/1928 Spraul A45F 5/02 24/3.6
- 1,859,176 A * 5/1932 Servilla A45F 5/02 70/456 R
- 4,226,105 A * 10/1980 Wehrman A45F 5/02 224/269
- 4,306,434 A * 12/1981 Drake A45F 5/02 224/269
- 5,077,850 A * 1/1992 Brubaker A44B 15/005 224/163
- D585,742 S * 2/2009 Wilson D9/449
- D594,747 S * 6/2009 Moretti D9/435
- D626,411 S * 11/2010 Lohrman D9/449

DESCRIPTION

FIG. 1 is a perspective view of a bottle top with clip.
 FIG. 2 is a front view thereof.
 FIG. 3 is a rear view thereof.
 FIG. 4 is a left side view thereof.
 FIG. 5 is a right side view thereof.
 FIG. 6 is a top view thereof; and,
 FIG. 7 is a bottom view thereof.

In the drawings, the broken lines depict environmental subject matter only that forms no part of the claim.

1 Claim, 2 Drawing Sheets



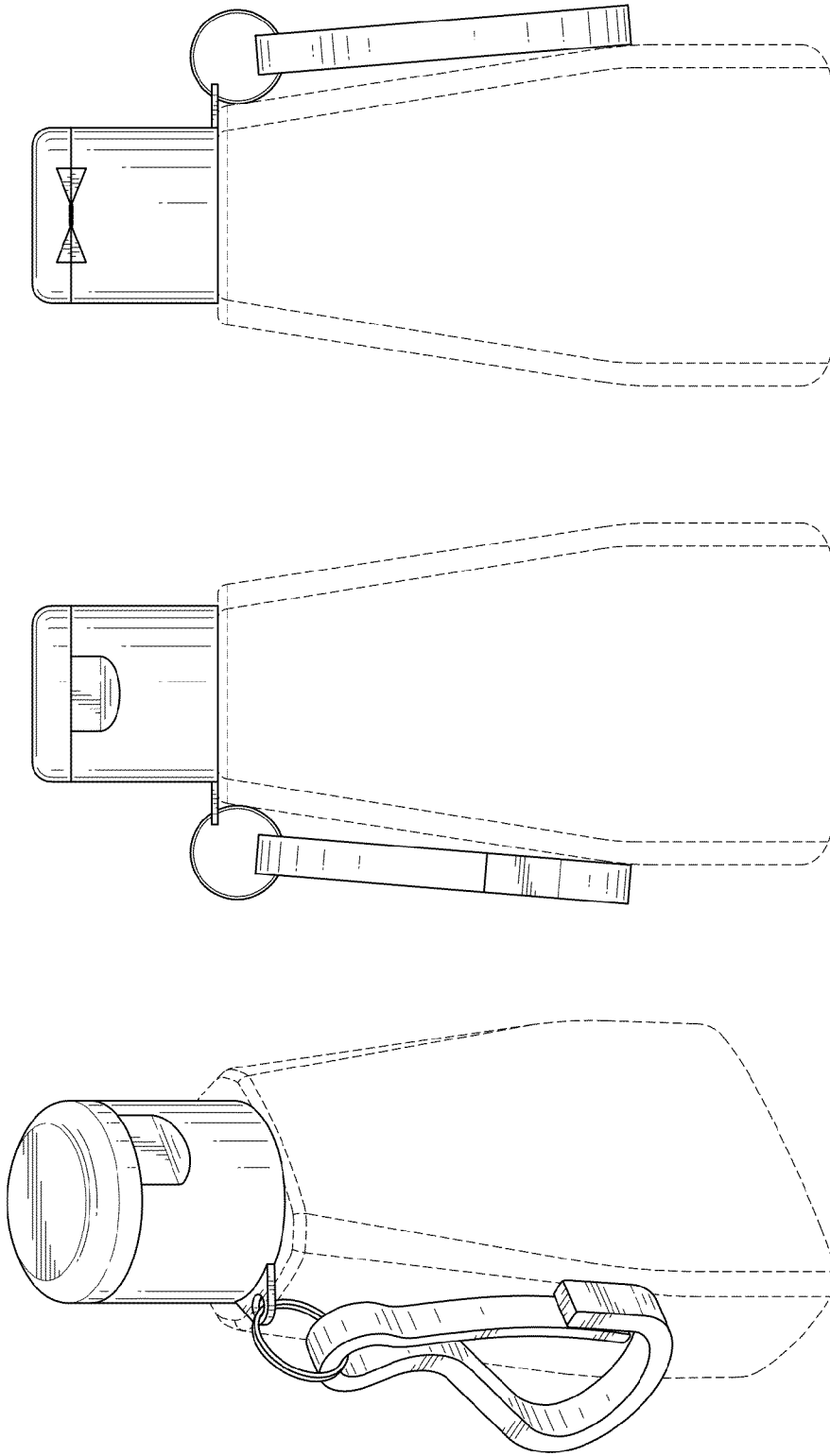


FIG. 3

FIG. 2

FIG. 1

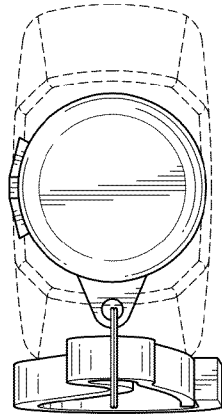


FIG. 6

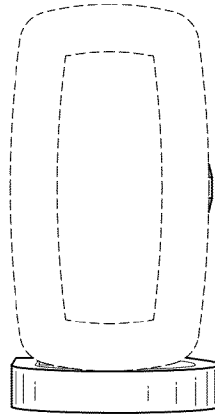


FIG. 7

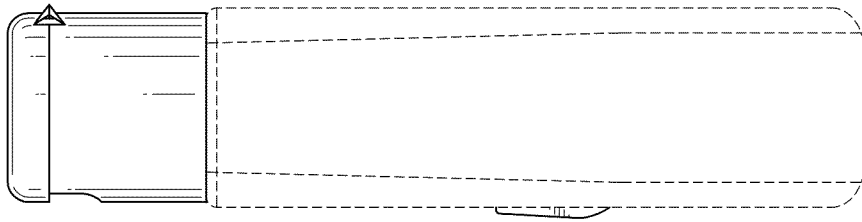


FIG. 5

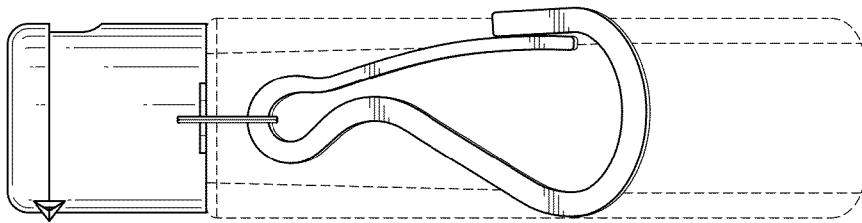


FIG. 4