



US00D343984S

United States Patent [19]

[11] Patent Number: Des. 343,984

Lin

[45] Date of Patent: ** Feb. 8, 1994

[54] TEA POT

[76] Inventor: Gary Lin, 8-2F, No. 164, Sec. 4, Nanking E. Rd., Taipei, Taiwan

[**] Term: 14 Years

[21] Appl. No.: 884,567

[22] Filed: May 18, 1992

[52] U.S. Cl. D7/320; D7/321; D7/314

[58] Field of Search D7/300, 400, 302, 312, D7/316, 317, 318, 320, 319, 321, 322, 314; D9/307; 222/470, 471, 465.1, 475.1; 99/279, 295, 306

[56] **References Cited**

U.S. PATENT DOCUMENTS

D. 52,950	2/1919	Goebel	D7/321
D. 99,425	4/1936	Zettler	D7/321
D. 265,621	8/1982	Urich	D7/321
D. 285,521	9/1986	Urich	D7/318 X
D. 298,607	11/1988	Price	D7/314
D. 308,797	6/1990	Ancona et al.	D7/317 X
D. 316,797	5/1991	Ancona et al.	D7/322
482,972	9/1892	Baker	D7/312 X

OTHER PUBLICATIONS

Copco's 2½ qt. teakettle, Bloomingdales Oct. 1982.
Coffeepot, Chekiang Metalware, Hong Kong Enterprise, Jan. 1986.
Electric Kettle (KT4A), Grandeur Aluminum Ware Hong Kong Enterprise Jul. 1982, p. 180.

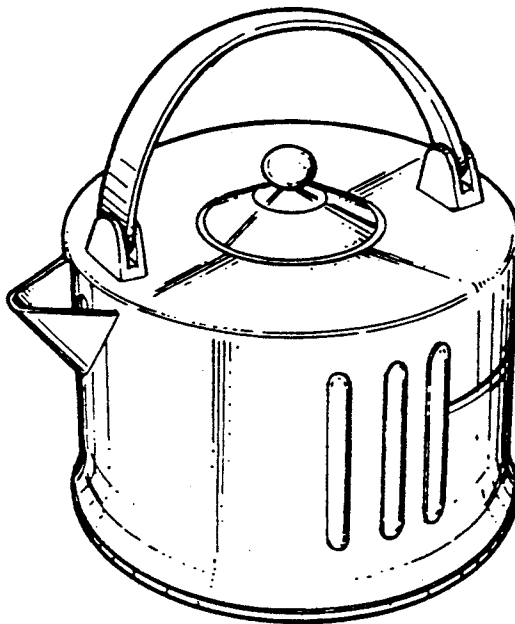
Primary Examiner—Alan P. Douglas
Assistant Examiner—M. N. Pandozzi
Attorney, Agent, or Firm—Jacobson, Price, Holman & Stern

[57] **CLAIM**

The ornamental design for a tea pot, as shown and described.

DESCRIPTION

FIG. 1 is a perspective view of a tea pot showing my new design;
FIG. 2 is a front elevational view thereof;
FIG. 3 is a rear elevational view thereof;
FIG. 4 is a left side elevational view thereof;
FIG. 5 is a right side elevational view thereof;
FIG. 6 is a top plan view thereof; and,
FIG. 7 is a bottom plan view thereof.



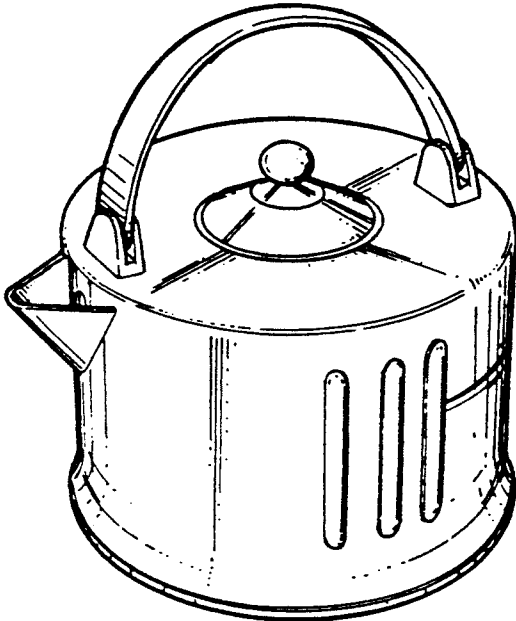


FIG. 1

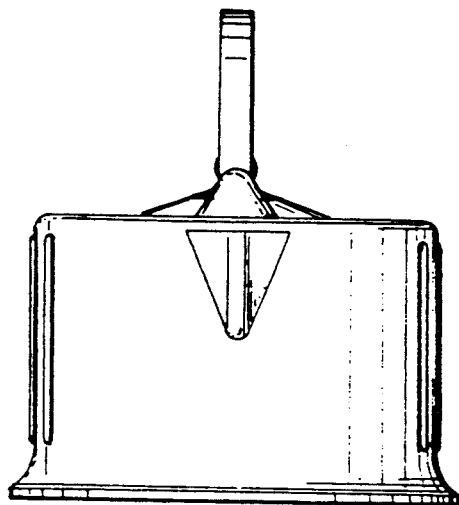


FIG. 2

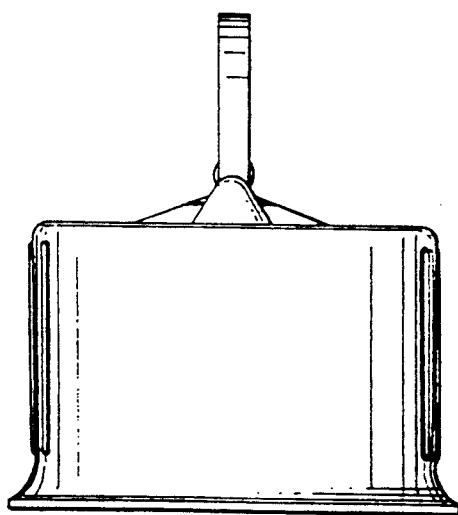


FIG. 3

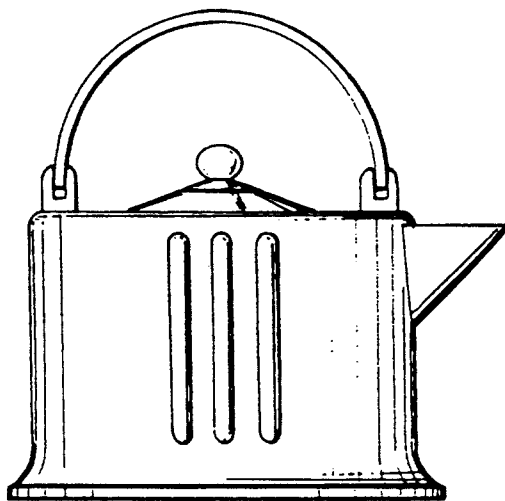


FIG. 4

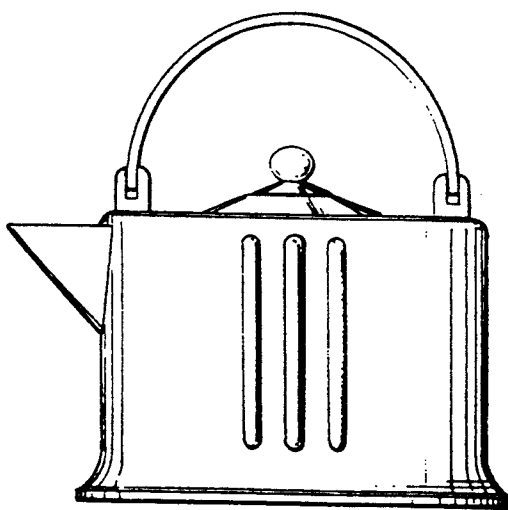


FIG. 5

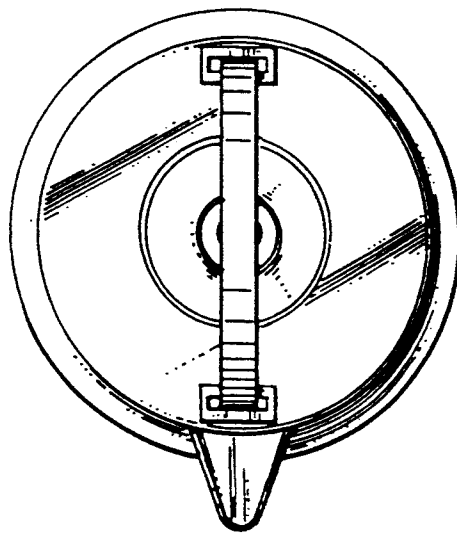


FIG. 6

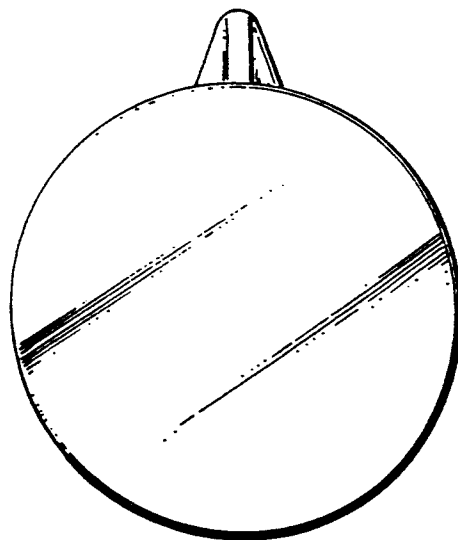


FIG. 7