



US00D519720S

(12) **United States Design Patent**
Lin

(10) **Patent No.:** **US D519,720 S**

(45) **Date of Patent:** **** May 2, 2006**

(54) **ATHLETIC SHOE**

(76) Inventor: **CanHuang Lin**, 1928 Central Ave.,
South El Monte, CA (US) 91733

(**) Term: **14 Years**

(21) Appl. No.: **29/186,366**

(22) Filed: **Jul. 15, 2003**

(51) **LOC (8) Cl.** **02-04**

(52) **U.S. Cl.** **D2/907**

(58) **Field of Classification Search** D2/902,
D2/907, 908, 943, 944, 969, 972-974; 36/45,
36/50.1, 77 M, 77 R, 83, 88, 113, 114, 126-131
See application file for complete search history.

(56) **References Cited**

U.S. PATENT DOCUMENTS

D414,320 S	*	9/1999	Brent	D2/969
D418,284 S	*	1/2000	Hlavacs	D2/972
D420,505 S	*	2/2000	Lupo	D2/972
D449,730 S	*	10/2001	McDowell	D2/972
D452,990 S	*	1/2002	McDowell	D2/972

D461,951 S	*	8/2002	Hlavacs	D2/972
D476,472 S	*	7/2003	Portzline	D2/972
D477,457 S	*	7/2003	Neely	D2/972

* cited by examiner

Primary Examiner—Dominic Simone

(74) *Attorney, Agent, or Firm*—Clement Cheng


(57) **CLAIM**

The ornamental design for an athletic shoe design, as shown and described.

DESCRIPTION

The shoe design is intended for ornamental purposes. FIG. 1 is a left side view of a athletic shoe showing the new design; FIG. 2 is a right side view of a athletic shoe shown in FIG. 1; FIG. 3 is an elevational top view of a athletic shoe shown in FIG. 1; FIG. 4 is a front view thereof; and, FIG. 5 is a rear view of a athletic shoe shown in FIG. 1.

1 Claim, 4 Drawing Sheets



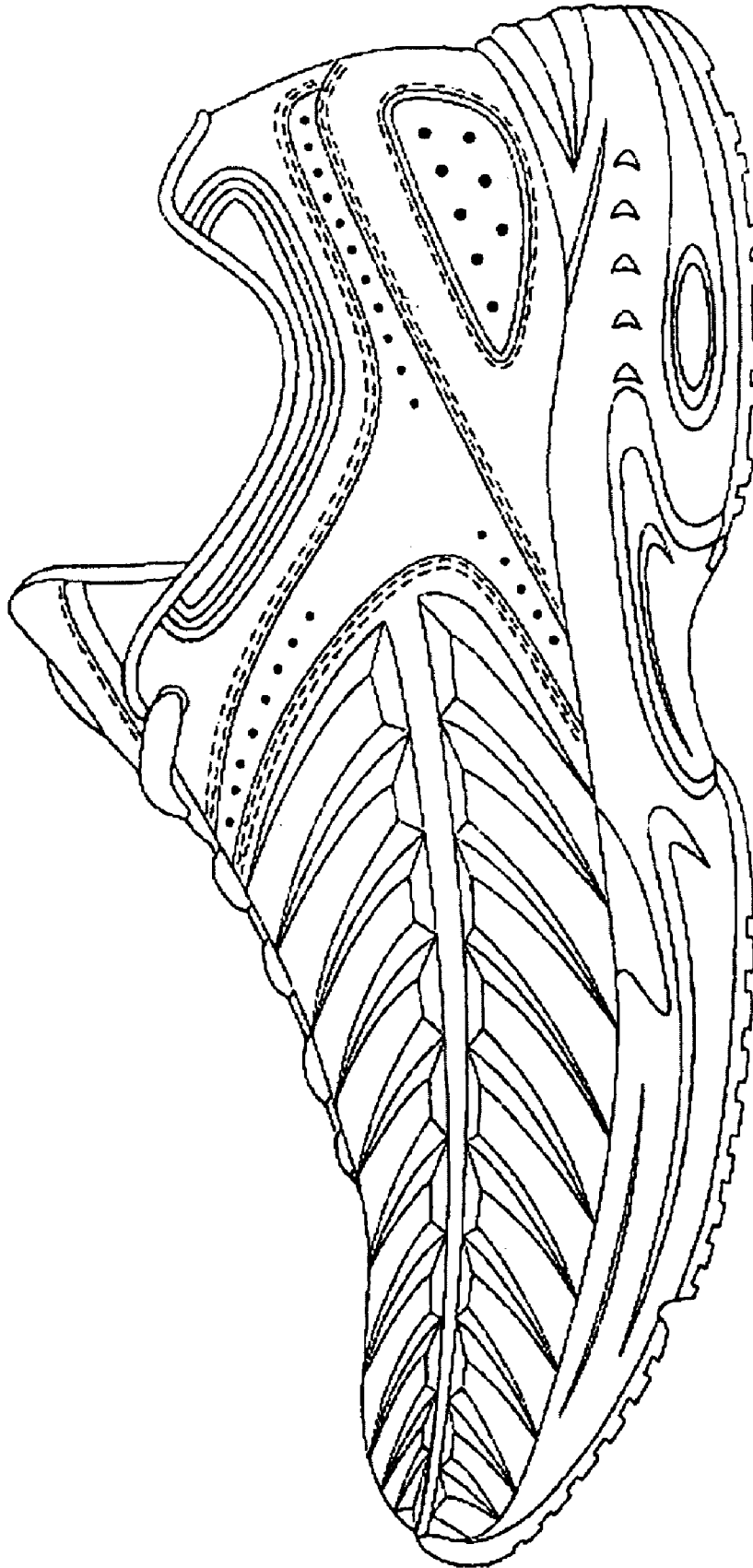


FIG. 1

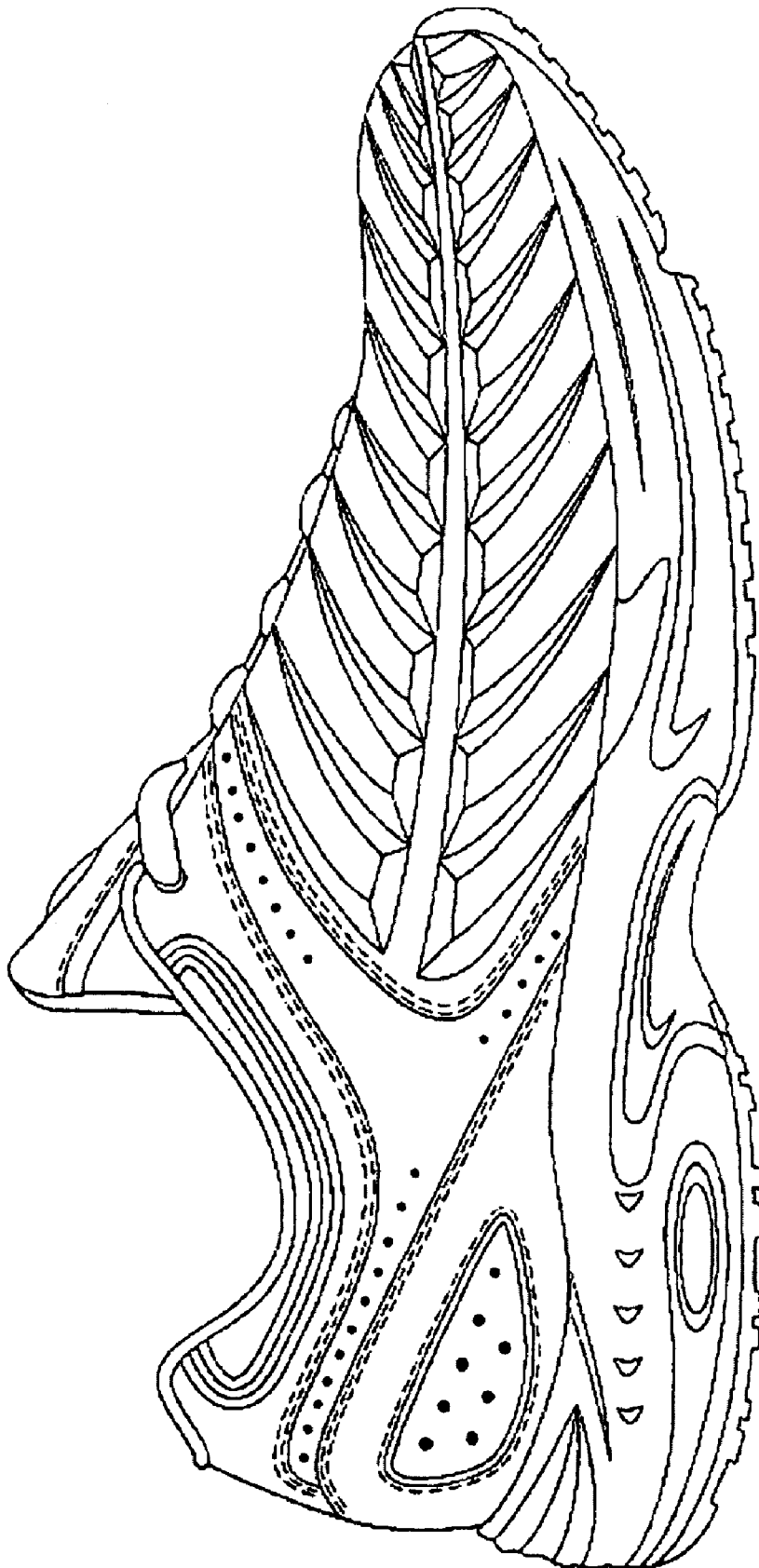


FIG. 2

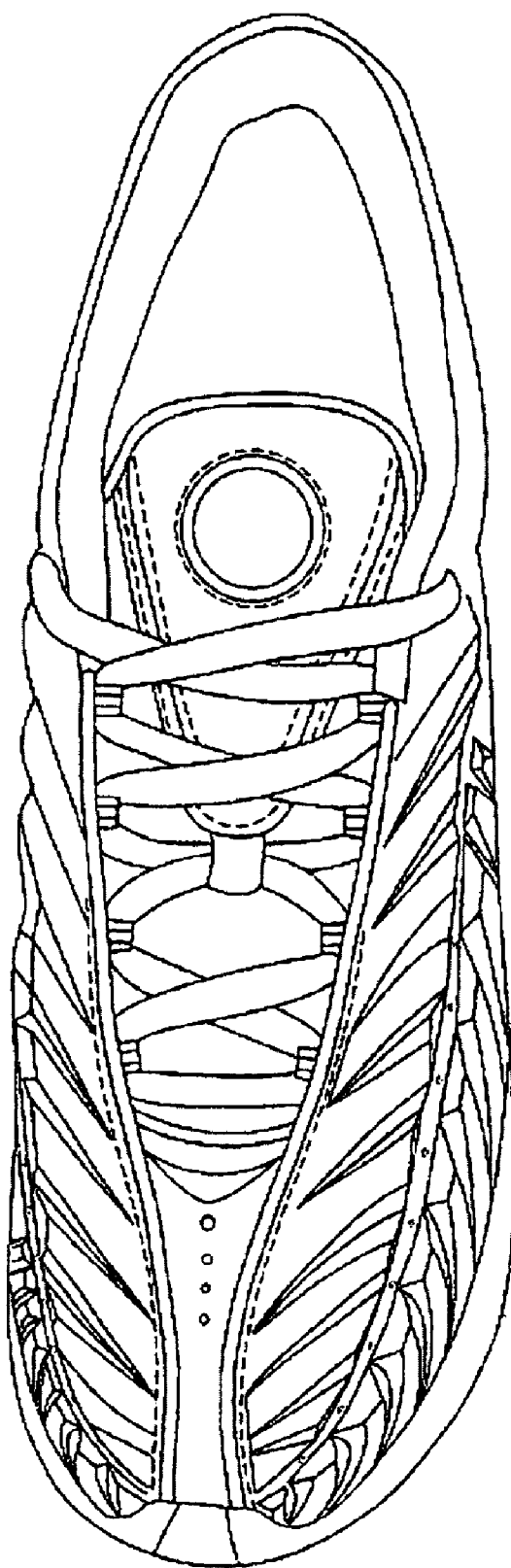


Fig. 3

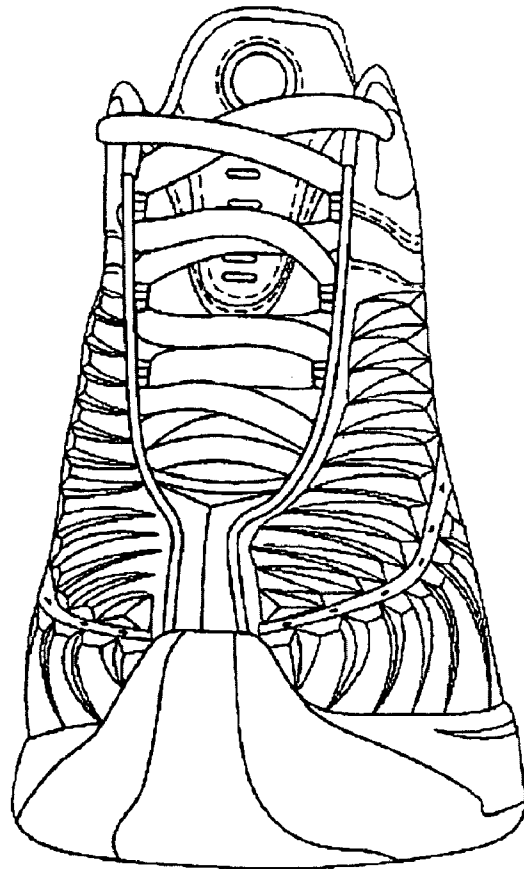


Fig. 4



Fig. 5