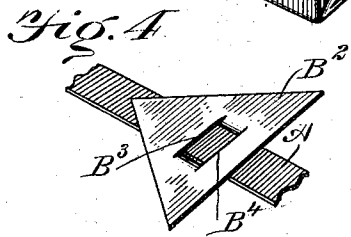
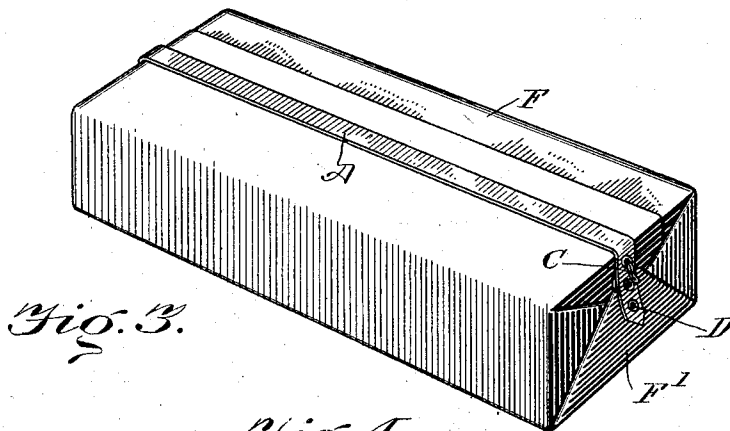
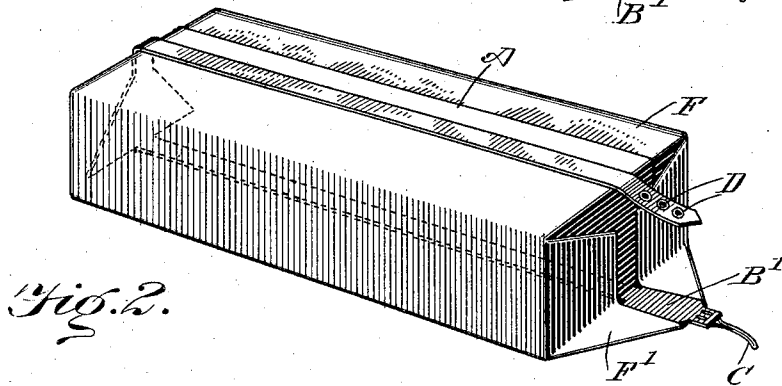
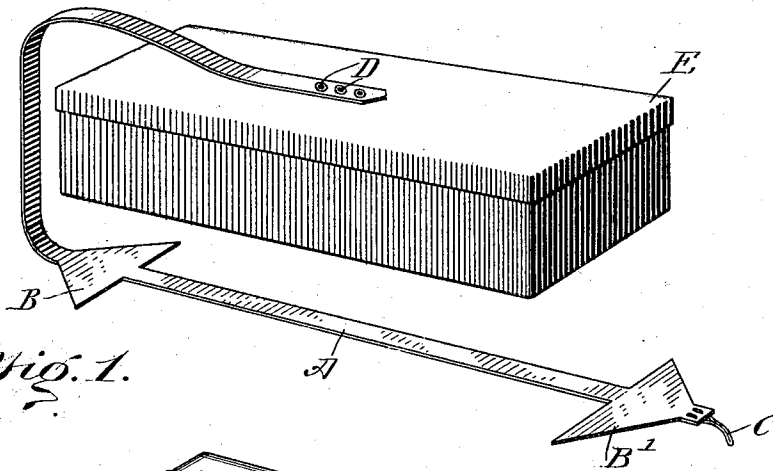


No. 748,482.

PATENTED DEC. 29, 1903.

B. COHN.
PARCEL FASTENER.
APPLICATION FILED MAR. 12, 1903.

NO MODEL.



WITNESSES:

M. C. Abbott
Henry H. Hester

INVENTOR
Bernard Cohn

BY *Mumford*
ATTORNEYS.

UNITED STATES PATENT OFFICE.

BERNARD COHN, OF NEW YORK, N. Y.

PARCEL-FASTENER.

SPECIFICATION forming part of Letters Patent No. 748,482, dated December 29, 1903.

Application filed March 12, 1903. Serial No. 147,423. (No model.)

To all whom it may concern:

Be it known that I, BERNARD COHN, a citizen of the United States, and a resident of the city of New York, borough of Manhattan, in the county and State of New York, have invented a new and Improved Parcel-Fastener, of which the following is a full, clear, and exact description.

The object of the invention is to provide a new and improved parcel-fastener arranged to securely tie the wrapper of a box or like receptacle in position without the use of strings and the like and to give the parcel a fine and neat appearance.

The invention consists of novel features and parts and combinations of the same, as will be more fully described hereinafter and then pointed out in the claims.

A practical embodiment of the invention is represented in the accompanying drawings, forming a part of this specification, in which similar characters of reference indicate corresponding parts in all the views.

Figure 1 is a perspective view of the improvement and the box on which it is to be applied. Fig. 2 is a perspective view of the improvement as applied, showing one end of the parcel unlocked. Fig. 3 is a like view of the improvement as applied, showing the parcel completely sealed; and Fig. 4 is a perspective view of a modified form of the improvement.

On a band A, of paper, leather, or other suitable flexible material, are formed or secured forming and retaining pieces B and B', made triangular in shape and spaced apart, and on one end of the said band A is secured a projecting flexible hook C, preferably a piece of annealed wire, adapted to enter one of a series of apertures or eyelets D, arranged lengthwise on the other end of the band A. The triangular pieces B and B' have their bases disposed opposite each other and spaced apart corresponding to the length of a box E, on which the parcel-fastener is to be applied, it being understood that the box E is enclosed in a wrapper F or ordinary wrapping material, and the wrapper is locked in position on the box by the parcel-fastener. Now

in order to do this the band A is placed with a portion of the band between the pieces B and B', extending lengthwise on the bottom of the box, and then the wrapper F is folded over the box E in the usual manner, and the ends of the wrapper are folded over on the side edges of the said pieces B and B' to bring the pieces B and B' within the folds of the ends of the wrapper. (See Fig. 2.) When this has been done, one end of the band is passed over the top of the box, and one of its apertures D is engaged by the hook C and bent over to securely fasten the ends of the band A together, thus holding the end folds of the wrapper securely in place against the end of the box.

The parcel-fastener is usually arranged with the pieces B and B' fixed on the band A, and in this case fasteners for different lengths of boxes are necessary, having the pieces B and B' spaced correspondingly apart; but in order to accommodate the device for boxes of different lengths one of the triangular pieces may be made lengthwise adjustable on the band A, as plainly indicated in Fig. 4. In this case the triangular piece B² is formed at its middle with parallel transverse slots B³ and B⁴ for the passage of the band A to allow of adjusting the triangular piece B² lengthwise on the said band to bring the bases of the two triangular pieces a distance apart corresponding to the length of the box on which the device is to be used.

The device is very simple and durable in construction and can easily be applied and cheaply manufactured.

Having thus described my invention, I claim as new and desire to secure by Letters Patent—

1. A parcel-fastener comprising a flexible band, triangular pieces on the said band, spaced apart to form forming and retaining pieces for the ends of a wrapper, and means for fastening the ends of the band together, as set forth.

2. A parcel-fastener comprising a flexible band, triangular pieces on the said band, spaced apart to form forming and retaining pieces for the ends of a wrapper, and means

for fastening the ends of the band together, the said means comprising a flexible hook on one end of the band, adapted to engage one of a series of apertures arranged lengthwise on the other end of the band, as set forth.

5 3. A parcel-fastener comprising a flexible band, triangular pieces spaced apart, one being fixed on the band and the other held lengthwise adjustable on the band, and means

on the ends of the band, for fastening the 10 ends of the band together, as set forth.

In testimony whereof I have signed my name to this specification in the presence of two subscribing witnesses.

BERNARD COHN.

Witnesses:

THEO. G. HOSTER,
ALFRED MARTIN.