



(51) International Patent Classification:

A41D 31/00 (2006.01) *B32B 5/02* (2006.01)
B32B 5/26 (2006.01)

(21) International Application Number:

PCT/US2010/043367

(22) International Filing Date:

27 July 2010 (27.07.2010)

(25) Filing Language:

English

(26) Publication Language:

English

(30) Priority Data:

| | | |
|------------|-------------------------------|----|
| 61/263,960 | 24 November 2009 (24.11.2009) | US |
| 61/334,248 | 13 May 2010 (13.05.2010) | US |
| 12/817,756 | 17 June 2010 (17.06.2010) | US |

(71) Applicant (for all designated States except US): **MMI-IPCO, LLC** [US/US]; 46 Stafford Street, Lawrence, Massachusetts 01842 (US).

(72) Inventors; and

(75) Inventors/Applicants (for US only): **ROCK, Moshe** [US/US]; 600 Washington Street, Brookline, Massachusetts 02446 (US). **ZEIBA, James** [US/US]; 10 Applewood Drive, Derry, New Hampshire 03038 (US). **VAINER, Gadalia** [US/US]; 90 Stratford Street, Melrose, Massachusetts 02176 (US). **HUNTER, Jane** [US/US]; 10125 Carlington Valley Court, Manassas, Virginia 20111 (US). **HARYSLAK, Charles** [US/US]; 118 Kings Grant Road, Marlborough, Massachusetts 01752 (US). **COSTELLO, David** [US/US]; 3 Harris Court, Marblehead, Massachusetts 01945 (US). **FLAVIN,**

Shawn [US/US]; 59 Pine Ridge Circle, Sandown, New Hampshire 03873 (US). **WEBSTER, Marcus** [US/US]; 77 Simpson Road, Pelham, New Hampshire 03076 (US).

(74) Agents: **FRENCH, Timothy A.** et al.; Fish & Richardson P.C., P.O. Box 1022, Minneapolis, Minnesota 55440-1022 (US).

(81) Designated States (unless otherwise indicated, for every kind of national protection available): AE, AG, AL, AM, AO, AT, AU, AZ, BA, BB, BG, BH, BR, BW, BY, BZ, CA, CH, CL, CN, CO, CR, CU, CZ, DE, DK, DM, DO, DZ, EC, EE, EG, ES, FI, GB, GD, GE, GH, GM, GT, HN, HR, HU, ID, IL, IN, IS, JP, KE, KG, KM, KN, KP, KR, KZ, LA, LC, LK, LR, LS, LT, LU, LY, MA, MD, ME, MG, MK, MN, MW, MX, MY, MZ, NA, NG, NI, NO, NZ, OM, PE, PG, PH, PL, PT, RO, RS, RU, SC, SD, SE, SG, SK, SL, SM, ST, SV, SY, TH, TJ, TM, TN, TR, TT, TZ, UA, UG, US, UZ, VC, VN, ZA, ZM, ZW.

(84) Designated States (unless otherwise indicated, for every kind of regional protection available): ARIPO (BW, GH, GM, KE, LR, LS, MW, MZ, NA, SD, SL, SZ, TZ, UG, ZM, ZW), Eurasian (AM, AZ, BY, KG, KZ, MD, RU, TJ, TM), European (AL, AT, BE, BG, CH, CY, CZ, DE, DK, EE, ES, FI, FR, GB, GR, HR, HU, IE, IS, IT, LT, LU, LV, MC, MK, MT, NL, NO, PL, PT, RO, SE, SI, SK, SM, TR), OAPI (BF, BJ, CF, CG, CI, CM, GA, GN, GQ, GW, ML, MR, NE, SN, TD, TG).

Published:

— with international search report (Art. 21(3))

(54) Title: INSULATED COMPOSITE FABRIC

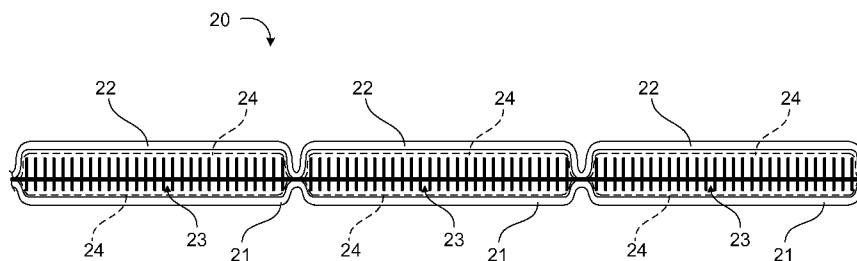


FIG. 2

(57) Abstract: An insulated composite fabric that includes an inner fabric layer, an outer fabric layer, and an insulating-filler fabric layer enclosed between the inner fabric layer and the outer fabric layer. The insulating-filler fabric layer is a textile fabric with a raised surface on at least one side of the fabric.

Insulated Composite Fabric

TECHNICAL FIELD

This invention relates to insulated composite fabrics that incorporate a textile fabric with raised surface on one side or both sides as an insulating filler material.

BACKGROUND

Conventional down fabric constructions often include nonwoven filler material enclosed between two woven fabric “shell” layers. These nonwoven filler materials are known to provide a relatively high level of thermal insulation, and are lightweight with very good packability.

Some known nonwoven filler materials, such as Primaloft[®], available from Albany International Corp, and Thinsulate[™], available from 3M Company, are prone to movement and fibers of the nonwoven filler material often have a tendency to protrude through the woven fabric layers. To inhibit this fiber migration, it is known to quilt the filler material to one or both of the woven fabric layers. The quilting, however, tends to flatten the nonwoven filler material, and, as a result, can reduce the thermal insulation of the fabric construction. The quilting may also inhibit the fabric construction from stretching.

To inhibit migrating fibers from protruding through the woven fabric layers, the woven fabric layers are often made of a very tight construction with an air permeability of less than 1.0 ft³/ft²/min and, in many cases, close to zero ft³/ft²/min. In some cases, the woven fabric is calendared, being passed through heated rolls under high pressure, to seal voids in the tight woven construction. In certain circumstances, a chemical system is applied to the woven fabric prior to calendaring to help seal voids in the woven fabric. This type of sealing may reduce the air permeability of the fabric construction to almost zero ft³/ft²/min. As a result, a garment made from the resulting fabric constructions may have reasonable insulation, but poor air permeability and, as a result, low breathability.

Nonwoven filler materials also tend to flatten under compression and as a result may exhibit a loss in thermal insulation.

SUMMARY

In general, this invention relates to insulated composite fabrics that incorporate a textile fabric with raised surface on one side or both sides as an insulating filler material.

One aspect of the invention provides an insulated composite fabric that includes
5 an inner fabric layer, an outer fabric layer, and an insulating-filler fabric layer enclosed between the inner fabric layer and the outer fabric layer. The insulating-filler fabric layer is a textile fabric with a raised surface on at least one side of the fabric.

Implementations of this aspect may include one or more of the following additional features. The insulating-filler fabric layer includes a double face warp knit
10 fabric. The double face warp knit fabric has a technical back having plush velvet surface, and a technical face having a velour surface. The insulating-filler fabric layer includes a double face knit fabric having reverse plaited terry sinker loop knit construction. The double face knit fabric has a technical face with a raised or napped surface, and a technical back with a cut loop or velour surface. The insulating-filler fabric layer
15 includes a knit fabric having sliver knit construction. The insulating-filler fabric layer includes a terry sinker loop fabric in which the terry loop is left un-raised. The terry sinker loop fabric has a reverse plaited construction. A technical face of the terry sinker loop fabric has a napped finish and a technical back is left as un-napped, terry loop. A technical face of the terry sinker loop fabric is left un-napped and a technical back is left
20 as un-napped, terry loop. The terry sinker loop fabric has a regular plaited construction. The insulating-filler fabric layer has a terry sinker loop surface including a plurality of discrete regions of no terry sinker loop interspersed among regions of terry sinker loop. The insulating-filler fabric layer includes a double face knit fabric having sliver knit construction. The insulating fabric layer has a weight of about 1 ounces per square yard
25 to about 12 ounces per square yard (e.g., about 1 ounces per square yard to about 4 ounces per square yard, about 3 ounces per square yard to about 8 ounces per square yard, or about 4 ounces per square yard to about 12 ounces per square yard). The insulating-filler fabric layer is quilted to one or both of the inner fabric layer and the outer fabric layer. The insulating-filler fabric layer is stitched to one or both of the inner fabric
30 layer and the outer fabric layer along a periphery of the insulated composite fabric. The insulating-filler fabric layer is laminated to one or both of the inner fabric layer and the

outer fabric layer. The insulating-filler fabric layer has a thickness (bulk) of about 0.1 inches to about 4.0 inches (e.g., about 0.1 inches to about 0.2 inches, about 0.15 inches to about 0.4 inches, about 0.2 inches to about 1.0 inches, or about 3 inches to about 4 inches). The insulating-filler fabric layer has a pile surface including a plurality of discrete regions of no pile interspersed among regions of pile. The insulating-filler fabric layer has a pile surface that includes a plurality of first discrete regions having a first pile height interspersed among a plurality of other discrete regions having contrasting pile height relatively greater than the first pile height. In some cases, yarns forming the first discrete regions are relatively finer than yarns forming the other discrete regions. In some examples, yarns forming the first discrete regions have a denier per filament (dpf) of less than 1.0. The insulating-filler fabric layer provides insulation of about 0.2 clo/oz² to about 1.6 clo/oz². The insulating-filler fabric layer includes a hydrophobic fabric. The inner fabric layer includes a woven fabric. The inner fabric layer includes a knit fabric having a single jersey construction, a double knit construction, a warp knit construction, or a mesh construction. The inner fabric layer may have an air permeability that is different from an air permeability of the outer fabric layer. The inner fabric layer has an air permeability that is relatively greater than an air permeability of the outer fabric layer. The inner fabric layer has an air permeability that is relatively less than an air permeability of the outer fabric layer. In some cases, the inner fabric layer has an air permeability that is the same as the air permeability of the outer fabric layer. The inner fabric layer has an air permeability of about 5 ft³/ft²/min to about 300 ft³/ft²/min, tested according to ASTM D-737 under a pressure difference of ½ inch of water across the inner fabric layer. The outer fabric layer has an air permeability of about 1 ft³/ft²/min to about 100 ft³/ft²/min, (e.g., about 1 ft³/ft²/min to about 100 ft³/ft²/min), tested according to ASTM D-737 under a pressure difference of ½ inch of water across the outer fabric layer. In some cases, both the inner fabric layer and the outer fabric layer have very high air permeability (e.g., at least 200 ft³/ft²/min, tested according to ASTM D-737 under a pressure difference of ½ inch of water across the respective fabric layer). The outer fabric layer includes a woven fabric. The insulated composite fabric has stretch in at least one direction. At least one of the outer fabric layer, the inner fabric layer, and the insulating-filler fabric layer includes fibers of stretch and/or elastomeric material. The

stretch material includes elastomeric yarns and/or fibers (e.g., spandex yarns and/or fibers). The outer fabric layer is treated with durable water repellent, an abrasion resistant coating, camouflage, or infrared radiation reduction. The insulated composite fabric has an air permeability of about 1.0 ft³/ft²/min to about 300 ft³/ft²/min, tested
5 according to ASTM D-737 under a pressure difference of ½ inch of water across the insulated composite fabric (e.g., about 100 ft³/ft²/min to about 300 ft³/ft²/min, tested according to ASTM D-737 under a pressure difference of ½ inch of water across the insulated composite fabric, or about 1.0 ft³/ft²/min to about 80.0 ft³/ft²/min, tested
10 according to ASTM D-737 under a pressure difference of ½ inch of water across the insulated composite fabric). The insulating-filler fabric layer is constructed to include face yarn that is positioned generally perpendicular to stitching or backing yarn. The insulated composite fabric provides insulation of about 0.2 clo/oz² to about 3.0 clo/oz² (e.g., about 0.8 clo/oz² to about 1.6 clo/oz², about 1.0 clo/oz² to about 1.8 clo/oz², or about 1.0 clo/oz² to about 3.0 clo/oz²). At least one of the inner fabric layer, the outer
15 fabric layer, and the insulating-filler fabric layer includes flame-retardant material or is treated to provide flame-retardance. The insulated composite fabric may also include a waterproof membrane that is laminated to an inner surface of the outer fabric layer, and which is disposed between the outer fabric layer and the insulating-filler fabric layer. The waterproof membrane may be a vapor permeable membrane. The waterproof
20 membrane may be a porous hydrophobic membrane, a hydrophilic non-porous membrane, or an electrospun material.

Another aspect of the invention features a fabric garment that includes a first fabric portion formed of a first insulated composite fabric. The first insulated composite fabric includes a first inner fabric layer, a first outer fabric layer, and a first insulating-
25 filler fabric layer enclosed between the first inner fabric layer and the first outer fabric layer. The first insulating-filler fabric layer is a textile fabric with a raised surface on at least one side of the fabric.

Implementations of this aspect may include one or more of the following additional features. The first insulating-filler fabric layer includes a double face warp
30 knit fabric. The double face warp knit fabric has a technical back having plush velvet surface, and a technical face having a velour surface. The first insulating-filler fabric

layer includes a double face knit fabric having reverse plaited terry sinker loop knit construction. The double face knit fabric has a technical face with a raised or napped surface, and a technical back with a cut loop or velour surface. The first insulating-filler fabric layer includes a knit fabric having sliver knit construction. The first insulating-filler fabric layer includes a double face knit fabric having sliver knit construction. The first insulating-filler fabric layer includes a terry sinker loop fabric in which the terry loop is left un-raised. The terry sinker loop fabric has a reverse plaited construction. A technical face of the terry sinker loop fabric has a napped finish and a technical back is left as un-napped, terry loop. In some cases, a technical face of the terry sinker loop fabric is left un-napped and a technical back is left as un-napped, terry loop. The terry sinker loop fabric has a regular plaited construction. The first insulating-filler fabric layer has a terry sinker loop surface including a plurality of discrete regions of no terry sinker loop interspersed among regions of terry sinker loop. The first insulating-filler fabric layer has a weight of about 1 ounces per square yard to about 12 ounces per square yard (e.g., about 1 ounces per square yard to about 4 ounces per square yard, about 3 ounces per square yard to about 8 ounces per square yard, or about 4 ounces per square yard to about 12 ounces per square yard). The first insulating-filler fabric layer is quilted to one or both of the first inner fabric layer and the first outer fabric layer. The first insulating-filler fabric layer is anchored at seams connecting the first inner fabric layer and the first outer fabric layer. The first insulating-filler fabric layer is laminated to one or both of the first inner fabric layer and the first outer fabric layer. The first insulating-filler fabric layer has a pile surface including a plurality of discrete regions of no pile interspersed among regions of pile. In some cases, the first insulating-filler fabric layer has a pile surface that includes a plurality of first discrete regions having a first pile height interspersed among a plurality of other discrete regions having contrasting pile height relatively greater than the first pile height. In some examples, yarns forming the first discrete regions are relatively finer than yarns forming the other discrete regions. In some cases, yarns forming the first discrete regions have a denier per filament (dpf) of less than 1.0. The first insulating-filler fabric layer provides insulation of about 0.2 clo/oz² to about 1.6 clo/oz². The first insulating-filler fabric layer includes a hydrophobic fabric. The first inner fabric layer includes a woven fabric. The first inner fabric layer

includes a knit fabric having a single jersey construction, a double knit construction, a warp knit construction, or a mesh construction. The first inner fabric layer may have an air permeability that is different from an air permeability of the first outer fabric layer. The first inner fabric layer has an air permeability that is relatively greater than an air permeability of the first outer fabric layer. The first inner fabric layer has an air permeability that is relatively less than an air permeability of the first outer fabric layer. In some cases, the first inner fabric layer has an air permeability that is the same as the air permeability of the first outer fabric layer. The first inner fabric layer has an air permeability of about 5 ft³/ft²/min to about 300 ft³/ft²/min, tested according to ASTM D-737 under a pressure difference of ½ inch of water across the inner fabric layer. The first outer fabric layer has an air permeability of about 1 ft³/ft²/min to about 100 ft³/ft²/min, (e.g., about 1 ft³/ft²/min to about 100 ft³/ft²/min) tested according to ASTM D-737 under a pressure difference of ½ inch of water across the first outer fabric layer. The first outer fabric layer includes a woven fabric. The first insulated composite fabric has stretch in at least one direction. At least one of the first outer fabric layer, the first inner fabric layer, and the first insulating-filler fabric layer includes fibers of stretch and/or elastomeric material (e.g., elastomeric yarns and/or fibers, e.g., spandex yarns and/or fibers). The first outer fabric layer is treated with durable water repellent, an abrasion resistant coating, camouflage, or infrared radiation reduction. The first insulated composite fabric has an air permeability of about 1.0 ft³/ft²/min to about 80.0 ft³/ft²/min, tested according to ASTM D-737 under a pressure difference of ½ inch of water across the first insulated composite fabric (e.g., about 4.0 ft³/ft²/min to about 20.0 ft³/ft²/min, tested according to ASTM D-737 under a pressure difference of ½ inch of water across the first insulated composite fabric). The fabric garment also includes a second fabric portion, and the first and second fabric portions have one or more contrasting properties selected from contrasting stretch, contrasting water resistance, contrasting insulative properties, and contrasting air permeability. The second fabric portion is formed of a second insulated composite fabric. The second insulated composite fabric includes a second inner fabric layer, a second outer fabric layer, and a second insulating-filler fabric layer enclosed between the second inner fabric layer and the second outer fabric layer. The second insulated composite fabric has an air permeability that is different from, and greater than,

an air permeability of the first insulated composite fabric. The second insulating-filler fabric layer is a textile fabric with a raised surface on at least one side of the fabric. The second insulating-filler fabric layer includes a double face warp knit fabric. The double face warp knit fabric has a technical back having plush velvet surface, and a technical
5 face having a velour surface. The second insulating-filler fabric layer includes a double face knit fabric having reverse plaited terry sinker loop knit construction. The double face knit fabric has a technical face with a raised or napped surface, and a technical back with a cut loop or velour surface. The second insulating-filler fabric layer includes a knit fabric having sliver knit construction. The second insulating-filler fabric layer includes a
10 double face knit fabric having sliver knit construction. The second insulating-filler fabric layer includes a terry sinker loop fabric in which the terry loop is left un-raised. The terry sinker loop fabric has a reverse plaited construction. A technical face of the terry sinker loop fabric has a napped finish and a technical back is left as un-napped, terry loop. A technical face of the terry sinker loop fabric is left un-napped and a technical back is left
15 as un-napped, terry loop. The terry sinker loop fabric has a regular plaited construction. The second insulating-filler fabric layer has a terry sinker loop surface including a plurality of discrete regions of no terry sinker loop interspersed among regions of terry sinker loop.

The second insulating fabric layer has a weight of about 1 ounces per square yard
20 to about 12 ounces per square yard (e.g., about 1 ounces per square yard to about 4 ounces per square yard, about 3 ounces per square yard to about 8 ounces per square yard, or about 4 ounces per square yard to about 12 ounces per square yard). The second insulating-filler fabric layer is quilted to one or both of the second inner fabric layer and the second outer fabric layer. The second insulating-filler fabric layer is anchored at
25 seams connecting the second inner fabric layer and the second outer fabric layer. The second insulating-filler fabric layer is laminated to one or both of the second inner fabric layer and the second outer fabric layer. The second insulating-filler fabric layer has a pile surface including a plurality of discrete regions of no pile interspersed among regions of pile. In some cases, the second insulating-filler fabric layer has a pile surface that
30 includes a plurality of first discrete regions having a first pile height interspersed among a plurality of other discrete regions having contrasting pile height relatively greater than the

first pile height. In some examples, yarns forming the first discrete regions are relatively finer than yarns forming the other discrete regions. In some cases, yarns forming the first discrete regions have a denier per filament (dpf) of less than 1.0. The second insulating-filler fabric layer provides insulation of about 0.2 clo/oz² to about 1.6 clo/oz². The

5 second insulating-filler fabric layer comprises a hydrophobic fabric. The second inner fabric layer includes a woven fabric. The second inner fabric layer includes a knit fabric having a single jersey construction, a double knit construction, a warp knit construction, or a mesh construction. The second outer fabric layer includes a woven fabric. The second insulated composite fabric has stretch in at least one direction. At least one of the

10 second outer fabric layer, the second inner fabric layer, and the second insulating-filler fabric layer includes fibers of stretch and/or elastomeric material. The elastomeric material includes elastomeric yarns and/or fibers (e.g., spandex yarns and/or fibers). The second outer fabric layer is treated with durable water repellent, an abrasion resistant coating, camouflage, or infrared radiation reduction. The second insulated composite

15 fabric has an air permeability of about 5 ft³/ft²/min to about 300 ft³/ft²/min, tested according to ASTM D-737, under a pressure difference of ½ inch of water across the second insulated composite fabric. The second fabric portion is formed of a knit fabric having a single jersey construction, a double knit construction, or a rib knit construction.

The second fabric portion is formed of a single layer fabric or a laminate composite

20 fabric. The single layer fabric has a single jersey construction, a double knit construction, a rib knit construction, or a woven construction. The second fabric portion includes a woven fabric. The second fabric portion has an air permeability that is different from an air permeability of the first fabric portion. The second fabric portion has an air permeability that is relatively greater than an air permeability of the first fabric portion.

25 The second fabric portion has an air permeability that is relatively less than an air permeability of the first fabric portion. The second fabric portion has an air permeability of about 5 ft³/ft²/min to about 300 ft³/ft²/min, tested according to ASTM D-737, under a pressure difference of ½ inch of water across fabric forming the second fabric portion.

30 The second fabric portion has greater stretch than the first fabric portion in at least one direction. At least one of the first inner fabric layer, the first outer fabric layer, the first insulating-filler fabric layer, the second inner fabric layer, the second outer fabric layer,

and the second insulating-filler fabric layer includes flame-retardant material or is treated to provide flame-retardance. The fabric garment may also include a waterproof membrane that is laminated to an inner surface of the first outer fabric layer, and which is disposed between the first outer fabric layer and the first insulating-filler fabric layer.

- 5 The waterproof membrane is a vapor permeable membrane. The waterproof membrane is a porous hydrophobic membrane, a hydrophilic non-porous membrane, or an electrospun material. The fabric garment is reversible, and the first inner fabric layer and the first outer fabric layer have contrasting appearance and/or surface texture.

Another aspect of the invention provides a method that includes forming an
10 insulated composite fabric by enclosing an insulating-filler fabric layer between an inner fabric layer and an outer fabric layer. The insulating-filler fabric layer is a textile fabric with a raised surface on at least one side of the fabric.

Implementations of this aspect may include one or more of the following additional features. Enclosing the insulating-filler fabric layer includes sewing the
15 insulating-filler fabric layer to one or both of the inner fabric layer and the outer fabric layer. Enclosing the insulating-filler fabric layer includes laminating the insulating-filler fabric layer to one or both of the inner fabric layer and the outer fabric layer. The method also includes treating the outer fabric layer with durable water repellent (DWR), an abrasion resistant coating, camouflage, and/or infrared radiation reduction. The method
20 also includes forming one or more fabric elements out of the insulated composite fabric, and incorporating the fabric elements into a fabric garment. The method also includes forming one or more other fabric elements out of an other fabric, and incorporating the one or more other fabric elements into the fabric garment. The other fabric has an air permeability that is different from an air permeability of the insulated composite fabric.
25 The other fabric has an air permeability that is relatively greater than an air permeability of the insulated composite fabric. In some cases, the other fabric has an air permeability that is relatively less than an air permeability of the insulated composite fabric. The other fabric has greater stretch than the insulated composite fabric in at least one direction. The other fabric is a single layer fabric or a laminate fabric.

30 Another aspect of the invention features a method of forming a hybrid composite fabric garment. The method includes forming a first fabric portion out of a first insulated

composite fabric and forming a second fabric portion out of an other fabric having an air permeability that is different from, and greater than, an air permeability of the first insulated composite fabric. The method also includes joining together the first and second fabric portions to form the hybrid composite fabric garment. The first insulated composite fabric includes a first inner fabric layer, a first outer fabric layer, and a first insulating-filler fabric layer enclosed between the first inner fabric layer and the first outer fabric layer,. The first insulating-filler fabric layer is a textile fabric with a raised surface on at least one side of the fabric;

Implementations of this aspect may include one or more of the following additional features. The other fabric is a second insulated composite fabric. The second insulated composite fabric includes a second inner fabric layer, a second outer fabric layer, and a second insulating-filler fabric layer enclosed between the second inner fabric layer and the second outer fabric layer. The second insulating-filler fabric layer is a textile fabric with a raised surface on at least one side of the fabric. The second insulated composite fabric has an air permeability that is different from, and greater than, an air permeability of the first insulated composite fabric. The method also includes forming the second insulated composite fabric by enclosing the second insulating-filler fabric layer between the second inner fabric layer and the second outer fabric layer. Enclosing the second insulating-filler fabric layer includes quilting the second insulating-filler fabric layer to one or both of the second inner fabric layer and the second outer fabric layer. Enclosing the second insulating-filler fabric layer includes laminating the second insulating-filler fabric layer to one or both of the second inner fabric layer and the second outer fabric layer. The method also includes forming the first insulated composite fabric by enclosing the first insulating-filler fabric layer between the first inner fabric layer and the first outer fabric layer. Enclosing the first insulating-filler fabric layer includes quilting the first insulating-filler fabric layer to one or both of the first inner fabric layer and the first outer fabric layer. Enclosing the first insulating-filler fabric layer includes laminating the first insulating-filler fabric layer to one or both of the first inner fabric layer and the first outer fabric layer.

Another aspect of the invention provides an insulated composite fabric that includes an outer fabric layer, and an insulating fabric layer attached the outer fabric

layer. The insulating fabric layer is a textile fabric having a raised surface facing towards the outer fabric layer.

Implementations of this aspect may include one or more of the following additional features. The insulating fabric layer includes a warp knit fabric. The warp
5 knit fabric has a technical back having plush velvet, and a technical face defining a smooth surface. The insulating fabric layer includes a knit fabric having reverse plaited terry sinker loop construction. The knit fabric has a technical back with a raised or napped surface, and a technical face defining a smooth surface. The insulating fabric layer comprises a terry sinker loop fabric in which the terry loop is left un-raised. The
10 terry sinker loop fabric has a reverse plaited construction. A technical face of the terry sinker loop fabric has a napped finish and a technical back is left as un-napped, terry loop. A technical face of the terry sinker loop fabric is left un-napped and a technical back is left as un-napped, terry loop. The terry sinker loop fabric has a regular plaited construction. The insulating fabric layer has a terry sinker loop surface including a
15 plurality of discrete regions of no terry sinker loop interspersed among regions of terry sinker loop. The insulating fabric layer has a pile surface including a plurality of discrete regions of no pile interspersed among regions of pile. In some cases, the insulating fabric layer has a pile surface that includes a plurality of first discrete regions having a first pile height interspersed among a plurality of other discrete regions having contrasting pile
20 height relatively greater than the first pile height. In some examples, yarns forming the first discrete regions are relatively finer than yarns forming the other discrete regions. In some cases, yarns forming the first discrete regions have a denier per filament (dpf) of less than 1.0. The insulating fabric layer provides insulation of about 0.2 clo/oz² to about 1.6 clo/oz². The insulating fabric layer includes a double face warp knit or circular knit
25 fabric. The insulating fabric layer is laminated to the outer fabric layer. The insulating fabric layer is connected to the outer fabric layer by quilting, sewing, tucking, and/or ultrasound bonding. The insulating fabric layer is double face fabric, or a single face textile fabric having the raised surface facing towards the outer fabric layer, and an opposite, smooth surface. The outer fabric layer comprises a woven fabric. The outer
30 fabric layer comprises a knit fabric having a single jersey construction, a warp knit construction, or a mesh construction. The insulated composite fabric has stretch in at

least one direction. At least one of the outer fabric layer and the insulating fabric layer includes fibers of stretch and/or elastomeric material (e.g., elastomeric yarn and/or fibers). The outer fabric layer is treated with durable water repellent, an abrasion resistant coating, camouflage, or infrared radiation reduction. The insulated composite fabric has an air permeability of about 1.0 ft³/ft²/min to about 300 ft³/ft²/min, tested according to ASTM D-737 under a pressure difference of ½ inch of water across the insulated composite fabric. The insulating fabric layer and/or the outer fabric layer includes flame-retardant material or is treated to provide flame-retardance. The insulated composite fabric may also include a waterproof membrane that is laminated to an inner surface of the outer fabric layer, and which is disposed between the outer fabric layer and the insulating fabric layer. The waterproof membrane may be a vapor permeable membrane. The waterproof membrane may be a porous hydrophobic membrane, a hydrophilic non-porous membrane, or an electrospun material.

Implementations can include one or more of the following advantages.

In some implementations, the use of a textile fabric as an insulating filler material in an insulated composite fabric can help to avoid the use of loose fibers, which may have a tendency to migrate. This can also allow various fabrics with various openness to be used as shell layers with reduced concern over fiber migration and penetration of loose fibers through the shell fabric and without having to seal or otherwise limit the air permeability of the shell fabric.

In some cases, an insulating filler material is employed that is made of pile (velvet) and/or velour/fleece, which includes face yarn positioned generally perpendicular to backing or stitching yarn. This type of construction can provide high thickness (bulk) with good resiliency to help maintain thermal insulation even following compression.

Other aspects, features, and advantages are in the description, drawings, and claims.

DESCRIPTION OF DRAWINGS

FIG. 1 is a front perspective view of an insulated fabric garment.

FIG. 2 is an end section view of an insulated composite fabric.

FIG. 3 is an end section view of an insulating-filler fabric in the form of a double face warp knit fabric.

FIG. 4 is an end section view of an insulating-filler fabric in the form of a double face knit fabric with reverse plaited terry sinker loop knit construction.

5 FIG. 5 is an end section view of an insulating-filler fabric in the form of a single face fabric.

FIG. 6 is end section view of insulated composite having a light-duty construction.

FIG. 7 is end section view of insulated composite having a medium-duty construction.

10 FIG. 8 is end section view of insulated composite having a heavy-duty construction.

FIG. 9 is a front perspective view of a hybrid insulated fabric garment.

FIG. 10 is an end section view of an example of a insulated composite fabric for use in a first fabric portion of the hybrid insulated fabric garment of FIG. 9.

15 FIG. 11 is an end section view of an example of a insulated composite fabric for use in a second fabric portion of the hybrid insulated fabric garment of FIG. 9.

FIG. 12 is a plan view of an insulating-filler fabric having a pile surface that includes no pile regions interspersed among regions of pile.

20 FIGS. 13A-13E are end section views illustrating insulating-filler fabrics having void regions (i.e., regions of relatively lower pile or no pile).

FIGS. 14A-14C are end section views of alternative embodiments of an insulated composite fabric laminate.

FIG. 15A is an end section view of a two layer insulated composite fabric.

25 FIG. 15B is an end section view of a two layer insulated composite fabric laminate.

FIG. 16 is an end section view of an insulated composite fabric having a waterproof membrane.

FIG. 17 is a front perspective view of a hybrid insulated fabric garment having regions of contrasting water resistance.

30 Like reference symbols in the various drawings indicate like elements.

DETAILED DESCRIPTION

Referring to FIG. 1, an insulated fabric garment 10 is formed from a plurality of fabric elements that are joined together by stitching at seams 11. The fabric elements include left and right front elements 12, 13, a rear element 14, a collar element 16, and left and right arm elements 17, 18. Each of these fabric elements consists of an insulated composite fabric (“technical down”). FIG. 2 illustrates a insulated composite fabric 20 that is suitable for forming the fabric elements. The insulated composite fabric 20 consists of an inner “shell-liner” fabric layer 21, which forms an inner surface of the fabric garment 10 worn towards a user’s body; an outer “shell” fabric layer 22, which forms an outer surface of the fabric garment 10; and an insulating-filler fabric layer 23 enclosed therebetween. The insulating-filler fabric layer 23 can be sewn (e.g., quilted (as illustrated in FIG. 2) and/or connected with tack stitches) to one or both of the inner and outer fabric layers 21, 22, or, in some cases, a loose insulating-filler fabric layer 23 is anchored in the seams 11 of the fabric garment 10 and/or along the periphery of the individual fabric elements. Alternatively or additionally, the insulating-filler fabric layer 23 can be attached to one or both of the inner and outer fabric layers 21, 22 by other physical anchoring, e.g., via snapping, tucking, jumping and tucking, ultrasound bonding, lamination, etc.

The insulating-filler fabric layer 23 is a textile fabric with raised surface on one side or both sides. The textile fabric of the insulating-filler fabric layer 23 is constructed to include face yarn (pile) that is positioned generally perpendicular to stitching or backing yarn. The term “pile,” as used herein, includes pile surfaces formed by any desired method, including but not limited to cut loops, loops cut on the knitting machine, loops cut off the knitting machine, and raised fibers. This type of construction can provide high bulk with good resiliency to maintain the thermal insulation of the insulating-filler fabric layer 23 even under compression.

Referring to FIG. 3, the insulating-filler fabric layer 23 may be formed from a double face warp knit fabric 30 that includes a technical back 32 formed of pile yarns that are brushed to provide a plush velvet surface 33, and a technical face 34 formed of backing yarns and stitching yarns. Either the backing yarns or the stitching yarns of the technical face 34 may be napped to form a fleece/velour 35. Alternatively, in some cases,

some of the pile yarns overlay the stitch yarn at the technical face 35 and may brushed or napped to form a fleece/velour 35 surface at the technical face 35. Additional details regarding the construction of a suitable double face warp knit fabric may be found in U.S. Patent Nos. 6,196,032, issued March 6, 2001, 6,199,410, issued March 13, 2001,
5 6,832,497, issued December 21, 2004, 6,837,078, issued January 4, 2005, and 5,855,125, issued January 5, 1999, the complete disclosures of which are incorporated herein by reference. Suitable double face warp knit fabrics are commercially available, e.g., from POLARTEC LLC, Lawrence MA, under the trade name BOUNDARY®.

Alternatively or additionally, the insulating-filler fabric layer 23 may be formed
10 from a double face knit fabric having reverse plaited terry sinker loop knit construction. Referring to FIG. 4, the double face knit fabric with reverse plaited terry sinker loop knit construction 40 has a technical face 42 with a raised or napped surface 43, and a technical back 44 in which sinker loops are sheared to form a cut loop velvet surface 45. Additional details regarding the construction of a suitable double face knit fabric with
15 reverse plaited terry sinker loop knit construction may be found in U.S. Patent No. 6,131,419, issued October 17, 2000, the complete disclosure of which is incorporated herein by reference.

Referring to FIG. 5, the insulating-filler fabric layer 23 may also be formed from a single face fabric 50 that is constructed to include a technical face 52 with face yarn
20 that is positioned generally perpendicular to stitching or backing yarn 54.

Alternatively or additionally, the insulating-filler fabric layer 23 may be formed from a fabric having a sliver knit construction. The sliver knit construction can be formed by circular knitting coupled with the drawing-in of sliver of fibers to produce a pile like fabric. The sliver knit construction allows for the use of relatively coarse fiber
25 (e.g., 5 dpf to 15 dpf). This relatively coarse fiber can provide for good resiliency and resistance to compression, and can generate very high pile (e.g., pile height of 3 inches to 4 inches). The sliver fabric of the insulating-filler fabric layer can be finished as a single face fabric with a raised surface at the technical back, or as a double face fabric with raised surfaces on both the technical back and the technical face. Generally, the sliver
30 knit construction is prone to “shedding” and may exhibit undesirable aesthetic appearance (e.g., poor finish) when raised on the technical face. However, when

incorporated as a filler layer, the aesthetic appearance of the raised technical face is less critical since the fabric is enclosed between the outer “shell” fabric layer 22 and the inner “shell-liner” fabric layer 21.

5 In some cases, the insulating-filler fabric layer 23 may include elastomeric material for enhanced stretch and recovery. For example, the insulating-filler fabric layer 23 may include elastomeric yarns and/or fibers, e.g., incorporated in the backing or stitching yarns. In some examples, the insulating-filler fabric layer 23 has stretch without including elastomeric material.

10 The insulating-filler fabric layer 23 has a weight of about 1 ounces per square yard to about 12 ounces per square yard, has relatively high thickness (bulk) (e.g., a thickness of at least about 0.1 inches, e.g., about 0.1 inches to about 1.0 inches), and has high insulation per weight unit (e.g., about 0.2 clo/oz² to about 1.6 clo/oz²).

15 The insulating-filler fabric layer 23 may consist of a hydrophobic fabric, which, in case of water penetration through the outer fabric layer 22 (FIG. 2) will not be held or absorbed, and will be able to dry fast.

20 The inner and outer fabric layers 21, 22 (FIG. 2) can both be made of woven fabric. Alternatively, in some cases, the inner “shell-liner” fabric layer 21 and/or the outer “shell” fabric layer 22 may instead consist of a knit fabric, such as a knit fabric having a single jersey construction, a double knit construction, a warp knit construction, or a mesh construction. The respective fabrics of the inner and outer fabric layers 21, 22 may be formed of synthetic yarns and/or fibers, regenerated yarns and/or fibers, natural yarns and/or fiber, and combinations thereof.

25 In some cases, the inner fabric layer 21 and/or the outer fabric layer 22 can also include elastomeric material, such as elastomeric yarns and/or fibers incorporated in the construction of the respective fabrics, for enhanced stretch and recovery. The incorporation of elastomeric material in the inner and outer fabric layers 21,22 can be particularly beneficial where the insulating-filler fabric layer 23 also has stretch, such that the inner fabric layer 21 and the outer fabric layer 22 can stretch and move with the insulating filler layer 23 for enhanced user comfort.

30 The moisture vapor transmission rate and the air permeability of the insulated composite fabric 20 can be controlled by the void or openness of the fabrics of the inner

and/or outer fabric layers 21, 22. In some cases, for example, the control of the air permeability of the insulated composite fabric 20 can be achieved by controlling one or more parameters (e.g., yarn size, yarn count, and/or weave density (pick/fill)) of the fabric forming the inner “shell-liner” fabric layer 21 and/or the outer “shell” fabric layer 22. Alternatively or additionally, the control of the air permeability of the insulated composite fabric 20 can be achieved by applying coating or film lamination 24 (FIG. 2) to one or more surfaces of the inner fabric layer 21 and/or the outer fabric layer 22.

The respective fabrics of the inner and outer fabric layers 21, 22 can be selected to provide the insulated composite fabric 20 with an air permeability within a range of about 1.0 ft³/ft²/min to about 300 ft³/ft²/min according to ASTM D-737, under a pressure difference of ½ inch of water across the insulated composite fabric 20. Depending on the particular construction, the composite fabric 20 may be tailored toward different end uses. For example, the insulated composite fabric 20 can be constructed to provide cold weather insulation with relatively high air permeability for use in conditions of relatively high physical activity. In this case, the respective fabrics of the inner and outer fabric layers 21, 22 can be selected to provide the insulated composite fabric 20 with an air permeability of about 100 ft³/ft²/min to about 300 ft³/ft²/min according to ASTM D-737, under a pressure difference of ½ inch of water across the insulated composite fabric 20.

Alternatively, the insulated composite fabric 20 can be constructed to provide cold weather insulation with relatively low air permeability for use in conditions of relatively little physical activity. In this case, the respective fabrics of the inner and outer fabric layers 21, 22 can be selected to provide the insulated composite fabric 20 with an air permeability of about 1 ft³/ft²/min to about 80 ft³/ft²/min according to ASTM D-737, under a pressure difference of ½ inch of water across the insulated composite fabric 20. The complete disclosures of the test method ASTM D-737 is incorporated herein by reference.

In some cases, the inner fabric layer 21 can have a relatively higher air permeability than the fabric of the outer fabric layer 22. Utilizing fabric with higher air permeability for the inner fabric layer 21, which is worn towards the user’s body, can help to enhance vapor movement and vapor transmission away from the user’s body during periods of high activity to help prevent overheating. For example, the inner fabric

layer 21 may have an air permeability of about 5 ft³/ft²/min to about 300 ft³/ft²/min, tested according to ASTM D-737, under a pressure difference of ½ inch of water across the inner fabric layer 21, and the outer fabric layer 22 may have an air permeability of about 1 ft³/ft²/min to about 100 ft³/ft²/min (e.g., about 1 ft³/ft²/min to about 30
5 ft³/ft²/min), tested according to ASTM D-737, under a pressure difference of ½ inch of water across the outer fabric layer 22.

Further description is provided by the following examples, which do not limit the scope of the claims

EXAMPLES

Example 1

FIG. 6, illustrates one example of an insulated composite fabric 20' with a light-duty construction. The fabric includes an inner fabric layer 21', an outer fabric layer 22', and an insulating-filler fabric layer 23' enclosed therebetween. Both the inner fabric layer 21' and the outer fabric layer 22' consist of a knit fabric with mesh construction. The mesh construction of the inner and outer fabric layers 21', 22' has a plurality of openings 25. The insulating-filler fabric layer 23' consists of a double face knit fabric (e.g., double face warp knit, double face knit with raised sinker terry loop construction, or double face sliver knit) having a weight of about 1 ounces per square yard to about 4 ounces per square yard, and a bulk (thickness) of about 0.1 inches to about 0.2 inches. The insulating-filler fabric layer 23' is sewn (e.g., quilted) to one or both of the inner and outer fabric layers 21', 22'. The light-duty insulated composite fabric 20' provides insulation of about 0.8 clo/oz² to about 1.6 clo/oz².

Example 2

FIG. 7, illustrates an insulated composite fabric 20'' with a medium-duty construction. The medium-duty insulated composite fabric 20'' includes an inner fabric layer 21'' consisting of a knit fabric with mesh construction, an outer fabric layer 22'' consisting of a woven fabric, and an insulating-filler fabric layer 23'' enclosed therebetween. The insulating-filler fabric layer 23'' consists of a double face knit fabric (e.g., double face warp knit, double face knit with raised sinker terry loop construction, or double face sliver knit) having a weight of about 3 ounces per square yard to about 8 ounces per square yard, and a bulk (thickness) of about 0.15 inches to about 0.4 inches. The insulating-filler fabric layer 23'' is sewn (e.g., quilted) to one or both of the inner and outer fabric layers 21'', 22''. The medium-duty insulated composite fabric 20'' provides insulation of about 1.0 clo/oz² to about 1.8 clo/oz².

Example 3

FIG. 8, illustrates an insulated composite fabric 20''' with a heavy-duty construction. The heavy weight insulated composite fabric 20''' includes an inner fabric layer 21'', an outer fabric layer 22'', and an insulating-filler fabric layer 23''' enclosed therebetween. In this heavy-duty construction, both the inner fabric layer 21'' and the outer fabric layer 22'' consist of a woven fabric. The insulating-filler fabric layer 23''' consists of a double face knit fabric (e.g., double face warp knit, double face knit with raised sinker terry loop construction, or double face sliver knit) having a weight of about 4 ounces per square yard to about 12 ounces per square yard, and a bulk (thickness) of about 0.2 inches to about 1.0 inches. The insulating-filler fabric layer 23''' is sewn (e.g., quilted) to one or both of the inner and outer fabric layers 21'', 22''. The heavy-duty insulated composite fabric 20''' provides insulation of about 1.0 clo/oz² to about 3.0 clo/oz²

Other Embodiments

While certain embodiments have been described above, other embodiments are possible.

For example, an entire fabric garment may be constructed from the insulated composite fabric, or, in some cases, a fabric garment may be formed which includes the insulated composite fabric only in sections.

FIG. 9 illustrates a hybrid insulated fabric garment 110 in the form of a jacket that includes a first fabric portion 120 and a second fabric portion 140. The first fabric portion 120 covers the user's shoulder regions and extends below the elbows down towards the user's wrists. The first fabric portion 120 is formed of a plurality of first fabric elements 122 that are joined together by stitching at seams 111. The first fabric elements 122 are formed from a first insulated composite fabric 130, which may have a construction as described above with regard to FIG. 2. Referring to FIG. 10, the first insulated composite fabric 130 includes a first inner fabric layer 131 that forms an inner surface of the fabric garment 110 worn towards the user's body, a first outer fabric layer 132 that forms an outer surface of the fabric garment 110, and a first insulating-filler fabric layer 134 consisting of a textile fabric with a raised surface on at least one side of

the fabric (a double face fabric is shown in FIG. 10). The first insulating-filler fabric layer 134 is enclosed between the first inner fabric layer 131 and the first outer fabric layer 132. The first insulated composite fabric 130 has an air permeability of about 1.0 ft³/ft²/min to about 80.0 ft³/ft²/min (e.g., about 4.0 ft³/ft²/min to about 20.0 ft³/ft²/min) tested according to ASTM D-737, under a pressure difference of ½ inch of water across the first insulated composite fabric 130.

The second fabric portion 140 covers a lower torso region of the user's body and is formed of a plurality of second fabric elements 142, which are joined together and with the first fabric elements 122 by stitching at seams 111. The second fabric elements 142 are formed from a second insulated composite fabric 150, which, like the first insulated composite fabric 130, may also have a construction as described above with regard to FIG. 2. With reference to FIG. 11, the second insulated composite fabric 150 includes a second inner fabric layer 151, which forms an inner surface of the fabric garment 110; a second outer fabric layer 152, which forms an outer surface of the fabric garment 110; and a second insulating-filler fabric layer 154 consisting of a textile fabric with a raised surface on at least one side of the fabric. A single face fabric is shown in FIG. 11, however, the second insulating-filler fabric layer 154 may, alternatively or additionally, include a double face fabric, e.g., a double face fabric with relatively lower thickness than the fabric of the first insulating-filler fabric layer 134. The second insulating-filler fabric layer 154 is enclosed between the second inner fabric layer 151 and the second outer fabric layer 152. The second insulated composite fabric 150 is constructed to have an air permeability that is different from, and relatively greater than the air permeability of the first insulated composite fabric 130. The second insulated composite fabric 150 has an air permeability of about 5 ft³/ft²/min to about 300 ft³/ft²/min tested according to ASTM D-737, under a pressure difference of ½ inch of water across the second insulated composite fabric 150.

Alternatively or additionally, the first and second fabric portions 120, 140 can have contrasting stretch. For example, the first fabric portion 120 may have greater stretch (e.g., in the outer shell, the inner shell layer, and the insulting-filler) than the second fabric layer 140. Providing greater stretch in the shoulder regions, for example,

may enhance wearer comfort and reduce resistance while moving the arms, while other parts, e.g., the second fabric portion, may be non-stretch.

In some cases, the second fabric elements 142 may, instead, consist of a plain textile fabric, e.g., a circular knit like single jersey (plaited or non-plaited), double knit, rib, warp knit, or woven with and/or without stretch. Or, as another alternative, the second fabric elements 142 may consist of a double face knit fabric having reverse plaited terry sinker loop knit construction. Suitable fabrics for forming the second fabric elements 142 are commercially, available, e.g., from POLARTEC LLC, Lawrence MA, under the trade names POWER STRETCH[®] and BOUNDARY[®].

In some cases, the second fabric elements 142 may be formed of a laminate composite fabric with outer and inner fabric layers; and a barrier resistant to wind and liquid water while providing water vapor transport through absorption-diffusion-desorption, including a hydrophilic barrier and/or adhesive layer adhered to the inner and/or outer fabric layer. Suitable laminate composite fabrics are commercially available, e.g., from POLARTEC LLC, Lawrence MA, under the trade names WINDBLOC[®] and POWER SHIELD[®].

In some cases, enhancing the packability or compression (i.e., reducing the total volume of the insulated composite fabric) can be achieved by having voids or pile out (i.e., regions of no pile) in a predetermined pattern in the insulating-filler fabric layer. For example, FIG. 12 shows a raised surface knit fabric 60 having a first pile surface 62 that includes regions of no pile 64 interspersed among regions of pile 66 (e.g., pile having a height of at least about 2.0 mm. About 5 % to about 70% of the surface area of the insulating-filler fabric can be covered by no pile regions.

As mentioned above, the raised surface knit fabric of the insulating filler layer may have a construction made on a warp knitting double needle bar raschel machine, where the pile yarns are grouped in a predetermined pattern and some predetermined sections have voids (no pile yarn). For example, FIG. 13A illustrates an embodiment of such a raised surface knit fabric 200 having a first pile surface 210 on the technical back that includes void regions 212a (e.g., regions of no pile) interspersed between regions of pile 214a. The fabric 200 also includes a second pile surface 220 (after raising) on the technical face. As shown in FIG. 13A, the second pile surface 220 also includes void

regions 212b (e.g., regions of no pile) interspersed between regions of pile 214b. When incorporated into an insulated composite fabric, such as described above, the pile yarn on the technical back and on the technical face (after raising) will keep the outer “shell” and the inner “shell-liner” fabric layers spaced apart, entrapping stagnant air, maximizing thermal insulation of the insulated composite fabric. The air entrapped between the shell and the shell-liner in the regions of no pile, will provide good thermal in static condition at very low air movement or wind.

In dynamic conditions (air flow or wind blowing onto the shell material having controlled air permeability), the thermal insulation in the void region may be reduced.

However, the loss of thermal insulation can be reduced by providing relative low fleece/velour (lower than the interconnecting pile) in the void regions 212a, 212b. This can be done by adding additional pile yarn 230 (preferably in fine dpf like micro fiber under 1.0 denier) without generating interconnecting pile, but which is held by the stitch and backing yarn along the technical face (FIG. 13B) and/or along the technical back (FIG. 13D), and generating fleece/velour on the technical face upon raising the additional pile yarn 230 by napping (FIG. 13C) and/or generating fleece on the technical back upon raising the additional pile yarn 230 by napping (FIG. 13E). This low fleece/velour (much lower than that formed by the interconnecting pile) in the void region with improved tortuosity and reduced air movement (keeping entrapped air stagnate) to reduce thermal heat loss by convection.

While embodiments of insulating-filler fabrics have been described which include one or more raised surfaces, in some embodiments, e.g., where less insulation is needed, the insulating-filler fabric may instead have a regular knit construction (single or double face) which is finished on one or both sides by brushing.

In some cases, the outer “shell” fabric layer, the inner “shell-liner” fabric layer, and/or the insulating-filler fabric layer may be formed of, and/or incorporate, flame-retardant materials (e.g., flame retardant fibers), or may be treated (e.g., chemically treated) to provide flame-retardance. In some embodiments, the outer “shell” fabric layer is treated with durable water repellent (DWR), an abrasion resistant coating, camouflage, and/or infrared radiation reduction.

Although embodiments of insulated composite fabrics have been described in which an insulating-filler fabric layer is attached to one or both of a inner fabric layer and an outer fabric layer by sewing, in some cases, the insulating-filler fabric layer may be laminated to one or both of the inner fabric layer and the outer fabric layer. FIG. 14A illustrates an insulated composite fabric laminate 320. The insulated composite fabric laminate 320 includes an inner fabric layer 321, an outer fabric layer 322, and an insulating-filler fabric layer 323 enclosed therebetween. The insulating-filler fabric layer 323 consists of a double face knit fabric that is bonded to the inner fabric layer 321 and the outer fabric layer 322 with an adhesive 326. The adhesive can applied in a manner to substantially avoid further limiting the air permeability of the insulated composite fabric laminate 320. The adhesive can be applied, for example, in a dot coating pattern.

FIG. 14B illustrates an alternative embodiment in which the insulating-filler fabric layer 323 is laminated only to the inner fabric layer 321, and FIG. 14C illustrates an alternative embodiment in which the insulating filler fabric layer 323 is laminated only to the outer fabric layer 322.

FIG. 15A illustrates yet another example of an insulated composite fabric 420. The insulated composite fabric 420 of FIG. 15A includes an outer “shell” fabric layer 422 and an inner, insulating fabric layer 421. The outer fabric layer 422 consists of a woven fabric. The insulating fabric layer 421 consists of a single face knit fabric (e.g., single face warp knit, single face knit with raised sinker terry loop construction, or single face sliver knit) having a raised surface 423 (pile or velour) and an opposite, smooth surface 424. The insulating fabric layer 421 is attached to the outer fabric layer 422 (e.g., by sewing (e.g., quilting at any pattern, sewing, tucking, ultrasound bonding, or tack stitching), lamination, anchored by stitching along seams, or other physical anchoring like snapping, etc.) such that the raised surface 423 faces toward the outer fabric layer 422. The smooth surface 424 of the insulating fabric layer 421 forms an exposed surface of the insulated composite fabric 420. The insulated composite fabric 420 can be incorporated in a fabric garment such as any of the garments described above. For example, the insulated composite fabric 420 of FIG. 14 could be used in the first fabric portion or the second fabric portion of the jacket of FIG. 9. When incorporated in a

fabric garment, the smooth surface 424 of the insulating fabric layer 421 can be arranged to form an inner surface of the garment worn towards the user's body.

Either or both of the insulating fabric layer 421 and the outer fabric layer 422 can have stretch in at least one direction. In some cases, for example, either or both of the
5 insulating fabric layer 421 and the outer fabric layer 422 can include elastomeric material (e.g., spandex yarns and/or fibers) for enhanced stretch and shape recovery.

Referring still to FIG. 15A, the moisture vapor transmission rate and the air permeability of the insulated composite fabric 420 can be controlled by the void or openness of the fabric of the outer fabric layer 422. In some cases, for example, the
10 control of the air permeability of the insulated composite fabric 420 can be achieved by controlling one or more parameters (e.g., yarn size, yarn count, and/or weave density (pick/fill)) of the fabric forming the outer fabric layer 422. Alternatively or additionally, the control of the air permeability of the insulated composite fabric 420 can be achieved by applying coating or film lamination to one or both surfaces of the outer fabric layer
15 422.

FIG. 15B illustrates yet another example of an insulated composite fabric 420'. The insulated composite fabric 420' of FIG. 15B includes an outer "shell" fabric layer 422 and an inner, insulating fabric layer 421'. As illustrated in FIG. 15B, the insulating fabric layer 421' consists of a double face knit fabric that is bonded to the outer fabric
20 layer 422 with an adhesive 426 to form a fabric laminate. Alternatively or additionally, the insulating fabric layer 421' may be connected to the outer fabric layer by quilting (in any pattern), tucking, ultrasound bonding, etc.

Either or both of the insulating fabric layer 421', and the outer fabric layer 422 can have stretch in at least one direction. The moisture vapor transmission rate and the
25 air permeability of the insulated composite fabric 420' can be controlled as discussed above with regard to FIG. 15A.

In some cases, the insulated composite fabric may be provided with water resistant properties. For example, the outer "shell" fabric layer may have a very tight construction (e.g., a tight woven construction) and may be treated with durable water
30 repellent (DWR). Alternatively or additionally, the insulated composite fabric may be provided with a waterproof membrane (e.g., a breathable waterproof membrane). For

example, FIG. 16 illustrates an embodiment of an insulated composite fabric 500 that consists of an inner “shell-liner” fabric layer 510, and an outer “shell” fabric layer 520 and an insulating-filler fabric layer 530 enclosed therebetween. In this example, a waterproof membrane 540 is laminated to an inner surface 522 of the outer “shell” fabric layer 520. The water barrier can be made of porous hydrophobic membrane, hydrophilic non-porous membrane, or electrospun material. Preferably, the insulating-filler fabric layer 530 is hydrophobic (e.g., formed of hydrophobic yarns/fibers), which, in case of water penetration through the outer fabric layer 520 will not be held or absorbed, and will be able to dry fast.

The water proof insulated composite fabric 500 can be used to form an entire fabric garment, or in some cases may only form a portion or portions of the silhouette. For example, FIG. 17 illustrates a hybrid insulated fabric garment 610 that includes a first fabric portion 620 and a second fabric portion 640. The first fabric portion 620 is disposed in one or more upper regions (e.g., arranged to cover a wearer’s upper torso, shoulders and extending down the arms) of the fabric garment (i.e., those region more likely in use to be exposed to rain). The first fabric portion 620 is formed of first fabric elements 622. The first fabric elements 622 are formed from a water repellent insulated composite fabric, which may have a construction as described above with regard to FIG. 16.

The second fabric portion 640 is disposed in a lower region (e.g., arranged to cover lower torso and lower back regions of the user’s body), which are less likely during use to be exposed to rain. The second fabric portion 640 is formed of second fabric elements 642, which are joined together and with the first fabric elements 622 by stitching at seams 611. The second fabric elements 642 are formed from a second insulated composite fabric, which may have a construction as described above with regard to FIG. 2.

In some embodiments, a reversible insulated composite fabric garment may also be provided. For example, the insulated composite fabric garment can be formed of an insulated composite fabric, similar to that described above with reference to FIG. 2, consisting of a first fabric layer, a fabric layer, and an insulating-filler fabric layer enclosed therebetween. The fabric garment may be reversible such that both the first

5 fabric layer and the second fabric layer can optionally serve as either an outer “shell” fabric layer or an inner “shell-liner” fabric layer, which will allow the wearer to have a reversible insulated composite fabric (“technical down”) garment. The first and second fabric layers may be made of different color fabrics and/or fabrics with different patterns (e.g., camouflage) and/or different textures.

Although fabric garments in the form of jackets have been described, it should be noted that the insulated composite fabrics described herein may also be incorporated in various types of fabric articles, including, but not limited to, coats, shells, pull-overs, vests, shirts, pants, blankets (e.g., home textile blankets or outdoor blankets), etc.

10 In some cases, the insulating layer (e.g., the insulating-filler fabric layer (e.g., of any one of FIGS. 2, 6-8, 10, 11, or 14A-14C) or the insulating fabric layer (e.g., of any one of FIGS. 15A or 15B)) may consist of a terry sinker loop (in reverse plaiting or regular plaiting) in which the terry loop is left un-raised. A high sinker (e.g., 2-9 mm) can be used to form the terry sinker loop. In this construction, the terry sinker loop may
15 be provided in a predetermined pattern or design, while having other section(s) without the terry sinker loop (having void), to reduce the total weight as well as helping in the pliability and easy pack ability (easy folding). As mentioned above, the terry sinker loop can be made in regular plaiting construction as well as reverse plaiting. In the case of reverse plaiting, the technical face (jersey side) may be finished, and the technical back
20 may be left in a terry sinker loop (un napped), or the terry sinker loop may be left on the technical back, without napping the technical face -jersey side (similar to regular plaited construction).

Other embodiments are within the scope of the following claims.

WHAT IS CLAIMED IS:

1. An insulated composite fabric comprising:
an inner fabric layer;
5 an outer fabric layer; and
an insulating-filler fabric layer enclosed between the inner fabric layer and the
outer fabric layer,
wherein the insulating-filler fabric layer is a textile fabric with a raised surface on
at least one side of the fabric.

10 2. The insulated composite fabric of claim 1, wherein the insulating-filler
fabric layer comprises a double face warp knit fabric.

15 3. The insulated composite fabric of claim 2, wherein the double face warp
knit fabric has a technical back having plush velvet surface, and a technical face having a
velour surface.

20 4. The insulated composite fabric of claim 1, wherein the insulating-filler
fabric layer comprises a double face knit fabric having reverse plaited terry sinker loop
knit construction.

25 5. The insulated composite fabric of claim 4, wherein the double face knit
fabric has a technical face with a raised or napped surface, and a technical back with a cut
loop or velour surface.

6. The insulated composite fabric of claim 1 wherein the insulating-filler
fabric layer comprises a knit fabric having sliver knit construction.

30 7. The insulated composite fabric of claim 1, wherein the insulating-filler
fabric layer comprises a double face knit fabric having sliver knit construction.

8. The insulated composite fabric of claim 1, wherein the insulating-filler fabric layer comprises a terry sinker loop fabric in which the terry loop is left un-raised.

5 9. The insulated composite fabric of claim 8, wherein the terry sinker loop fabric has a reverse plaited construction.

10 10. The insulated composite fabric of claim 9, wherein a technical face of the terry sinker loop fabric has a napped finish and a technical back is left as un-napped, terry loop.

11. The insulated composite fabric of claim 9, wherein a technical face of the terry sinker loop fabric is left un-napped and a technical back is left as un-napped, terry loop.

15 12. The insulated composite fabric of claim 8, wherein the terry sinker loop fabric has a regular plaited construction.

20 13. The insulated composite fabric of claim 1, wherein the insulating-filler fabric layer has a terry sinker loop surface including a plurality of discrete regions of no terry sinker loop interspersed among regions of terry sinker loop.

25 14. The insulated composite fabric of any one of the preceding claims, wherein the insulating fabric layer has a weight of about 1 ounces per square yard to about 12 ounces per square yard.

30 15. The insulated composite fabric of any one of the preceding claims, wherein the insulating-filler fabric layer is quilted to one or both of the inner fabric layer and the outer fabric layer.

16. The insulated composite fabric of any one of claims 1-15, wherein the insulating-filler fabric layer is stitched to one or both of the inner fabric layer and the outer fabric layer along a periphery of the insulated composite fabric.

5 17. The insulated composite fabric of claim 1, wherein the insulating-filler fabric layer is laminated to one or both of the inner fabric layer and the outer fabric layer.

18. The insulated composite fabric of any one of claims 1-15, wherein the insulating-filler fabric layer has a thickness (bulk) of about 0.1 inches to about 4.0 inches.

10 19. The insulated composite fabric of claim 1, wherein the insulating-filler fabric layer has a pile surface including a plurality of discrete regions of no pile interspersed among regions of pile.

15 20. The insulated composite fabric of claim 1, wherein the insulating-filler fabric layer has a pile surface including a plurality of first discrete regions having a first pile height interspersed among a plurality of other discrete regions having contrasting pile height relatively greater than the first pile height.

20 21. The insulated composite fabric of claim 20, wherein yarns forming the first discrete regions are relatively finer than yarns forming the other discrete regions.

22. The insulated composite fabric of claim 20, wherein yarns forming the first discrete regions have a denier per filament (dpf) of less than 1.0.

25 23. The insulated composite fabric of any one of the preceding claims, wherein the insulating-filler fabric layer provides insulation of about 0.2 clo/oz² to about 1.6 clo/oz².

30 24. The insulated composite fabric of any one of the preceding claims, wherein the insulating-filler fabric layer comprises a hydrophobic fabric.

25. The insulated composite fabric of any one of the preceding claims, wherein the inner fabric layer comprises a woven fabric.

5 26. The insulated composite fabric of any one of claims 1-24, wherein the inner fabric layer comprises a knit fabric.

27. The insulated composite fabric of claim 26, wherein the knit fabric has a single jersey construction, a double knit construction, a warp knit construction, or a mesh
10 construction.

28. The insulated composite fabric of any one of the preceding claims, wherein the inner fabric layer has an air permeability that is different from an air permeability of the outer fabric layer.

15 29. The insulated composite fabric of claim 28, wherein the inner fabric layer has an air permeability that is relatively greater than an air permeability of the outer fabric layer.

20 30. The insulated composite fabric of claim 28, wherein the inner fabric layer has an air permeability that is relatively less than an air permeability of the outer fabric layer.

31. The insulated composite fabric of claim 28, wherein the inner fabric layer has an air permeability of about 5 ft³/ft²/min to about 300 ft³/ft²/min, tested according to
25 ASTM D-737 under a pressure difference of ½ inch of water across the inner fabric layer.

32. The insulated composite fabric of claim 28, wherein the outer fabric layer has an air permeability of about 1 ft³/ft²/min to about 100 ft³/ft²/min, tested according to ASTM D-737 under a pressure difference of ½ inch of water across the outer fabric layer.

33. The insulated composite fabric of any one of the preceding claims,
wherein the outer fabric layer comprises a woven fabric.

34. The insulated composite fabric of any one of the preceding claims,
5 wherein the insulated composite fabric has stretch in at least one direction.

35. The insulated composite fabric of any one of the preceding claims,
wherein at least one of the outer fabric layer, the inner fabric layer, and the insulating-
filler fabric layer comprises fibers of stretch and/or elastomeric material.
10

36. The insulated composite fabric of claim 35, wherein the stretch material
comprises elastomeric yarns and/or fibers.

37. The insulated composite fabric of any one of the preceding claims,
15 wherein the outer fabric layer is treated with durable water repellent, an abrasion resistant
coating, camouflage, or infrared radiation reduction.

38. The insulated composite fabric of any one of the preceding claims,
wherein the insulated composite fabric has an air permeability of about $1.0 \text{ ft}^3/\text{ft}^2/\text{min}$ to
20 about $300 \text{ ft}^3/\text{ft}^2/\text{min}$, tested according to ASTM D-737 under a pressure difference of $\frac{1}{2}$
inch of water across the insulated composite fabric.

39. The insulated composite fabric of claim 1, wherein the insulating-filler
fabric layer is constructed to include face yarn that is positioned generally perpendicular
25 to stitching or backing yarn.

40. The insulated composite fabric of any one of the preceding claims,
wherein the insulated composite fabric provides insulation of about $0.2 \text{ clo}/\text{oz}^2$ to about
3.0 clo/oz^2 .
30

41. The insulated composite fabric of any one of the preceding claims, wherein at least one of the inner fabric layer, the outer fabric layer, and the insulating-filler fabric layer includes flame-retardant material or is treated to provide flame-retardance.

5

42. The insulated composite fabric of any one of the preceding claims, further comprising a waterproof membrane laminated to an inner surface of the outer fabric layer, and disposed between the outer fabric layer and the insulating-filler fabric layer.

10

43. The insulated composite fabric of claim 42, wherein the waterproof membrane is a vapor permeable membrane.

15

44. The insulated composite fabric of claim 42, wherein the waterproof membrane is selected from a porous hydrophobic membrane, a hydrophilic non-porous membrane, and an electrospun membrane.

20

45. A fabric garment comprising:
a first fabric portion formed of a first insulated composite fabric, the first insulated composite fabric comprising:
a first inner fabric layer;
a first outer fabric layer; and
a first insulating-filler fabric layer enclosed between the first inner fabric layer and the first outer fabric layer,
wherein the first insulating-filler fabric layer is a textile fabric with a raised surface on at least one side of the fabric.

25

46. The fabric garment of claim 45, wherein the first insulating-filler fabric layer comprises a double face warp knit fabric.

47. The fabric garment of claim 46, wherein the double face warp knit fabric has a technical back having plush velvet surface, and a technical face having a velour surface.

5 48. The fabric garment of claim 45, wherein the first insulating-filler fabric layer comprises a double face knit fabric having reverse plaited terry sinker loop knit construction.

49. The fabric garment of claim 48, wherein the double face knit fabric has a
10 technical face with a raised or napped surface, and a technical back with a cut loop or velour surface.

50. The fabric garment of claim 45, wherein the first insulating-filler fabric layer comprises a knit fabric having sliver knit construction.

15

51. The fabric garment of claim 45, wherein the first insulating-filler fabric layer comprises a double face knit fabric having sliver knit construction.

52. The fabric garment of claim 45, wherein the first insulating-filler fabric
20 layer comprises a terry sinker loop fabric in which the terry loop is left un-raised.

53. The fabric garment of claim 52, wherein the terry sinker loop fabric has a reverse plaited construction.

25 54. The fabric garment of claim 53, wherein a technical face of the terry sinker loop fabric has a napped finish and a technical back is left as un-napped, terry loop.

55. The fabric garment of claim 53, wherein a technical face of the terry
30 sinker loop fabric is left un-napped and a technical back is left as un-napped, terry loop.

56. The fabric garment of claim 52, wherein the terry sinker loop fabric has a regular plaited construction.

57. The fabric garment of claim 45, wherein the first insulating-filler fabric
5 layer has a terry sinker loop surface including a plurality of discrete regions of no terry sinker loop interspersed among regions of terry sinker loop.

58. The fabric garment of any one of claims 45-57, wherein the first
insulating-filler fabric layer has a weight of about 1 ounces per square yard to about 12
10 ounces per square yard.

59. The fabric garment of any one of claims 45-58, wherein the first
insulating-filler fabric layer is quilted to one or both of the first inner fabric layer and the
first outer fabric layer.

15

60. The fabric garment of any one of claims 45-58, wherein the first
insulating-filler fabric layer is anchored at seams connecting the first inner fabric layer
and the first outer fabric layer.

61. The fabric garment of any one of claims 45-58, wherein the first
insulating-filler fabric layer is laminated to one or both of the first inner fabric layer and
the first outer fabric layer.

62. The fabric garment of claim 45, wherein the first insulating-filler fabric
25 layer has a pile surface including a plurality of discrete regions of no pile interspersed
among regions of pile.

63. The fabric garment of claim 45, wherein the first insulating-filler fabric
layer has a pile surface including a plurality of first discrete regions having a first pile
30 height interspersed among a plurality of other discrete regions having contrasting pile
height relatively greater than the first pile height.

64. The fabric garment of claim 63, wherein yarns forming the first discrete regions are relatively finer than yarns forming the other discrete regions.

5 65. The fabric garment of claim 63, wherein yarns forming the first discrete regions have a denier per filament (dpf) of less than 1.0.

66. The fabric garment of any one of claims 45-65, wherein the first insulating-filler fabric layer comprises a hydrophobic fabric.

10 67. The fabric garment of any one of claims 45-66, wherein the first inner fabric layer comprises a woven fabric.

15 68. The fabric garment of any one of claims 45-66, wherein the first inner fabric layer comprises a knit fabric.

69. The fabric garment of claim 68, wherein the knit fabric has a single jersey construction, a double knit construction, a warp knit construction, or a mesh construction.

20 70. The fabric garment of any one of claims 45-69, wherein the first inner fabric layer has an air permeability that is different from an air permeability of the first outer fabric layer.

25 71. The fabric garment of claim 70, wherein the first inner fabric layer has an air permeability that is relatively greater than an air permeability of the first outer fabric layer.

30 72. The fabric garment of claim 70, wherein the first inner fabric layer has an air permeability that is relatively less than an air permeability of the first outer fabric layer.

73. The fabric garment of claim 70, wherein the first inner fabric layer has an air permeability of about 5 ft³/ft²/min to about 300 ft³/ft²/min, tested according to ASTM D-737 under a pressure difference of ½ inch of water across the inner fabric layer.

5 74. The fabric garment of claim 70, wherein the first outer fabric layer has an air permeability of about 1 ft³/ft²/min to about 100 ft³/ft²/min, tested according to ASTM D-737 under a pressure difference of ½ inch of water across the first outer fabric layer.

10 75. The fabric garment of any one of claims 45-74, wherein the first outer fabric layer comprises a woven fabric.

76. The fabric garment of any one of claims 45-75, wherein the first insulated composite fabric has stretch in at least one direction.

15 77. The fabric garment of anyone of claims 45-76, wherein at least one of the first outer fabric layer, the first inner fabric layer, and the first insulating-filler fabric layer comprises fibers of stretch and/or elastomeric material.

20 78. The fabric garment of claim 77, wherein the elastomeric material comprises elastomeric yarns and/or fibers.

25 79. The fabric garment of claim 45, wherein the first outer fabric layer is treated with durable water repellent, an abrasion resistant coating, camouflage, or infrared radiation reduction.

80. The fabric garment of any one of claims 45-79, further comprising a second fabric portion, wherein the first and second fabric portions have one or more contrasting properties selected from contrasting stretch, contrasting water resistance, contrasting insulative properties, and contrasting air permeability.

30

81. The fabric garment of claim 80, wherein the second fabric portion is formed of a second insulated composite fabric, the second insulated composite fabric comprising:

a second inner fabric layer;

5 a second outer fabric layer; and

a second insulating-filler fabric layer enclosed between the second inner fabric layer and the second outer fabric layer.

82. The fabric garment of claim 81, wherein the second insulated composite fabric has an air permeability that is different from, and greater than, an air permeability of the first insulated composite fabric.

83. The fabric garment of claim 81 or claim 82, wherein the second insulating-filler fabric layer is a textile fabric with a raised surface on at least one side of the fabric.

84. The fabric garment of claim 81, wherein the second insulating-filler fabric layer comprises a double face warp knit fabric.

85. The fabric garment of claim 84, wherein the double face warp knit fabric has a technical back having plush velvet surface, and a technical face having a velour surface.

86. The fabric garment of claim 81, wherein the second insulating-filler fabric layer comprises a double face knit fabric having reverse plaited terry sinker loop knit construction.

87. The fabric garment of claim 86, wherein the double face knit fabric has a technical face with a raised or napped surface, and a technical back with a cut loop or velour surface.

88. The fabric garment of claim 81, wherein the second insulating-filler fabric layer comprises a knit fabric having sliver knit construction.

89. The fabric garment of claim 81, wherein the second insulating-filler fabric layer comprises a double face knit fabric having sliver knit construction.

90. The fabric garment of claim 81, wherein the second insulating-filler fabric layer comprises a terry sinker loop fabric in which the terry loop is left un-raised.

91. The fabric garment of claim 90, wherein the terry sinker loop fabric has a reverse plaited construction.

92. The fabric garment of claim 91, wherein a technical face of the terry sinker loop fabric has a napped finish and a technical back is left as un-napped, terry loop.

93. The fabric garment of claim 91, wherein a technical face of the terry sinker loop fabric is left un-napped and a technical back is left as un-napped, terry loop.

94. The fabric garment of claim 90, wherein the terry sinker loop fabric has a regular plaited construction.

95. The fabric garment of claim 81, wherein the second insulating-filler fabric layer has a terry sinker loop surface including a plurality of discrete regions of no terry sinker loop interspersed among regions of terry sinker loop.

96. The fabric garment of any one of claims 81-95, wherein the second insulating fabric layer has a weight of about 1 ounces per square yard to about 12 ounces per square yard.

97. The fabric garment of any one of claims 81-96, wherein the second insulating-filler fabric layer is quilted to one or both of the second inner fabric layer and the second outer fabric layer.

5 98. The fabric garment of any one of claims 81-96, wherein the second insulating-filler fabric layer is anchored at seams connecting the second inner fabric layer and the second outer fabric layer.

99. The fabric garment of any one of claims 81-96, wherein the second
10 insulating-filler fabric layer is laminated to one or both of the second inner fabric layer and the second outer fabric layer.

100. The fabric garment of claim 81, wherein the second insulating-filler fabric layer has a pile surface including a plurality of discrete regions of no pile interspersed
15 among regions of pile.

101. The fabric garment of claim 81, wherein the second insulating-filler fabric layer has a pile surface including a plurality of first discrete regions having a first pile height interspersed among a plurality of other discrete regions having contrasting pile
20 height relatively greater than the first pile height.

102. The fabric garment of claim 101, wherein yarns forming the first discrete regions are relatively finer than yarns forming the other discrete regions.

25 103. The fabric garment of claim 101, wherein yarns forming the first discrete regions have a denier per filament (dpf) of less than 1.0.

104. The fabric garment of any one of claims 81-103, wherein the second insulating-filler fabric layer provides insulation of about 0.2 clo/oz² to about 1.6 clo/oz².

30

105. The fabric garment of any one of claims 81-104, wherein the second insulating-filler fabric layer comprises a hydrophobic fabric.

106. The fabric garment of any one of claims 81-105, wherein the second inner
5 fabric layer comprises a woven fabric.

107. The fabric garment of any one of claims 81-105, wherein the second inner fabric layer comprises a knit fabric.

108. The fabric garment of claim 107, wherein the knit fabric has a single
10 jersey construction, a double knit construction, a warp knit construction, or a mesh construction.

109. The fabric garment of any one of claims 81-108, wherein the second outer
15 fabric layer comprises a woven fabric.

110. The fabric garment of any one of claims 81-109, wherein the second insulated composite fabric has stretch in at least one direction.

111. The fabric garment of any one of claims 81-110, wherein at least one of
20 the second outer fabric layer, the second inner fabric layer, and the second insulating-filler fabric layer comprises fibers of stretch and/or elastomeric material.

112. The fabric garment of claim 111, wherein the elastomeric material
25 comprises elastomeric yarns and/or fibers.

113. The fabric garment of any one of claims 81-112, wherein the second outer fabric layer is treated with durable water repellent, an abrasion resistant coating, camouflage, or infrared radiation reduction.

30

114. The fabric garment of claim 80, wherein the second fabric portion is formed of a knit fabric.

115. The fabric garment of claim 114, Wherein the knit fabric has a single jersey construction, a double knit construction, or a rib knit construction.

116. The fabric garment of claim 80, wherein the second fabric portion is formed of a single layer fabric or a laminate composite fabric.

117. The fabric garment of claim 116, wherein the single layer fabric has a single jersey construction, a double knit construction, a rib knit construction, or a woven construction.

118. The fabric garment of claim 80, wherein the second fabric portion comprises a woven fabric.

119. The fabric garment of any one of claims 80-118, wherein the second fabric portion has an air permeability that is different from an air permeability of the first fabric portion.

120. The fabric garment of claim 119, wherein the second fabric portion has an air permeability that is relatively greater than an air permeability of the first fabric portion.

121. The fabric garment of claim 119, wherein the second fabric portion has an air permeability that is relatively less than an air permeability of the first fabric portion.

122. The fabric garment of claim 119, wherein the second fabric portion has an air permeability of about 5 ft³/ft²/min to about 300 ft³/ft²/min, tested according to ASTM D-737, under a pressure difference of ½ inch of water across fabric forming the second fabric portion.

123. The fabric garment of any one of claims 80-122, wherein the second fabric portion has greater stretch than the first fabric portion in at least one direction.

5 124. The fabric garment of any one of claims 80-123, wherein at least one of the first inner fabric layer, the first outer fabric layer, the first insulating-filler fabric layer, the second inner fabric layer, the second outer fabric layer, and the second insulating-filler fabric layer includes flame-retardant material or is treated to provide flame-retardance.

10 125. The fabric garment of any one of claims 45-124, further comprising a waterproof membrane laminated to an inner surface of the first outer fabric layer, and disposed between the first outer fabric layer and the first insulating-filler fabric layer.

15 126. The fabric garment of claim 125, wherein the waterproof membrane is a vapor permeable membrane.

20 127. The fabric garment of claim 125, wherein the waterproof membrane is selected from a porous hydrophobic membrane, a hydrophilic non-porous membrane, and an electrospun membrane.

25 128. The fabric garment of any one of claims 45-127, wherein the fabric garment is reversible, and wherein the first inner fabric layer and the first outer fabric layer have contrasting appearance and/or surface texture.

30 129. A method comprising:
forming an insulated composite fabric including:
enclosing an insulating-filler fabric layer between an inner fabric layer and an outer fabric layer, wherein the insulating-filler fabric layer is a textile fabric with a raised surface on at least one side of the fabric.

130. The method of claim 129, wherein enclosing the insulating-filler fabric layer comprises sewing the insulating-filler fabric layer to one or both of the inner fabric layer and the outer fabric layer.

5 131. The method of claim 129, wherein enclosing the insulating-filler fabric layer comprises laminating the insulating-filler fabric layer to one or both of the inner fabric layer and the outer fabric layer.

10 132. The method of any one of claims 129-131, further comprising treating the outer fabric layer with durable water repellent (DWR), an abrasion resistant coating, camouflage, and/or infrared radiation reduction.

133. The method of any one of claims 129-132, further comprising forming one or more fabric elements out of the insulated composite fabric, and incorporating the
15 fabric elements into a fabric garment.

134. The method of claim 133, further comprising forming one or more other fabric elements out of an other fabric, and incorporating the one or more other fabric elements into the fabric garment.

20

135. The method of claim 134, wherein the other fabric has an air permeability that is different from an air permeability of the insulated composite fabric.

136. The method of claim 135, wherein the other fabric has an air permeability
25 that is relatively greater than an air permeability of the insulated composite fabric.

137. The method of claim 135, wherein the other fabric has an air permeability that is relatively less than an air permeability of the insulated composite fabric.

30 138. The method of any one of claims 135-137, wherein the other fabric has greater stretch than the insulated composite fabric in at least one direction.

139. The method of any one of claims 135-138, wherein the other fabric is a single layer fabric or a laminate fabric.

5 140. A method of forming a hybrid composite fabric garment, the method comprising:

forming a first fabric portion out of a first insulated composite fabric, the first insulated composite fabric comprising:

a first inner fabric layer,

10 a first outer fabric layer, and

a first insulating-filler fabric layer enclosed between the first inner fabric layer and the first outer fabric layer, wherein the first insulating-filler fabric layer is a textile fabric with a raised surface on at least one side of the fabric;

forming a second fabric portion out of an other fabric having an air permeability that is different from, and greater than, an air permeability of the first insulated composite fabric; and

joining together the first and second fabric portions to form the hybrid composite fabric garment.

20 141. The method of claim 140, wherein the other fabric is a second insulated composite fabric comprising:

a second inner fabric layer;

a second outer fabric layer; and

25 a second insulating-filler fabric layer enclosed between the second inner fabric layer and the second outer fabric layer, wherein the second insulating-filler fabric layer is a textile fabric with a raised surface on at least one side of the fabric, and wherein the second insulated composite fabric has an air permeability that is different from, and greater than, an air permeability of the first insulated composite fabric.

30 142. The method of claim 141, further comprising forming the second insulated composite fabric comprising:

enclosing the second insulating-filler fabric layer between the second inner fabric layer and the second outer fabric layer.

143. The method of claim 142, wherein enclosing the second insulating-filler fabric layer comprises quilting the second insulating-filler fabric layer to one or both of the second inner fabric layer and the second outer fabric layer.

144. The method of claim 142, wherein enclosing the second insulating-filler fabric layer comprises laminating the second insulating-filler fabric layer to one or both of the second inner fabric layer and the second outer fabric layer.

145. The method of any one of claims 140-144, further comprising forming the first insulated composite fabric comprising:
enclosing the first insulating-filler fabric layer between the first inner fabric layer and the first outer fabric layer.

146. The method of claim 145, wherein enclosing the first insulating-filler fabric layer comprises quilting the first insulating-filler fabric layer to one or both of the first inner fabric layer and the first outer fabric layer.

147. The method of claim 145, wherein enclosing the first insulating-filler fabric layer comprises laminating the first insulating-filler fabric layer to one or both of the first inner fabric layer and the first outer fabric layer.

148. An insulated composite fabric comprising:
an outer fabric layer; and
an insulating fabric layer attached the outer fabric layer,
wherein the insulating fabric layer is a textile fabric having a raised surface facing towards the outer fabric layer.

149. The insulated composite fabric of claim 148, wherein the insulating fabric layer comprises a warp knit fabric.

150. The insulated composite fabric of claim 149, wherein the warp knit fabric
5 has a technical back having plush velvet, and a technical face defining a smooth surface.

151. The insulated composite fabric of claim 148, wherein the insulating fabric layer comprises a knit fabric having reverse plaited terry sinker loop construction.

10 152. The insulated composite fabric of claim 151, wherein the knit fabric has a technical back with a raised or napped surface, and a technical face defining a smooth surface.

153. The insulated composite fabric of claim 148, wherein the insulating fabric
15 layer comprises a terry sinker loop fabric in which the terry loop is left un-raised.

154. The insulated composite fabric of claim 153, wherein the terry sinker loop fabric has a reverse plaited construction.

20 155. The insulated composite fabric of claim 154, wherein a technical face of the terry sinker loop fabric has a napped finish and a technical back is left as un-napped, terry loop.

25 156. The insulated composite fabric of claim 154, wherein a technical face of the terry sinker loop fabric is left un-napped and a technical back is left as un-napped, terry loop.

157. The insulated composite fabric of claim 153, wherein the terry sinker loop fabric has a regular plaited construction.

30

158. The insulated composite fabric of claim 148, wherein the insulating fabric layer has a terry sinker loop surface including a plurality of discrete regions of no terry sinker loop interspersed among regions of terry sinker loop.

5 159. The insulated composite fabric of claim 148, wherein the insulating fabric layer has a pile surface including a plurality of discrete regions of no pile interspersed among regions of pile.

10 160. The insulated composite fabric of claim 148, wherein the insulating fabric layer has a pile surface including a plurality of first discrete regions having a first pile height interspersed among a plurality of other discrete regions having contrasting pile height relatively greater than the first pile height.

15 161. The insulated composite fabric of claim 160, wherein yarns forming the first discrete regions are relatively finer than yarns forming the other discrete regions.

162. The insulated composite fabric of claim 160, wherein yarns forming the first discrete regions have a denier per filament (dpf) of less than 1.0.

20 163. The insulated composite fabric of any one of claims 148-162, wherein the insulating fabric layer provide insulation of about 0.2 clo/oz² to about 1.6 clo/oz².

25 164. The insulated composite fabric of claim 148, wherein the insulating fabric layer comprises a double face warp knit fabric.

165. The insulated composite fabric of any one of claims 148-164, wherein the insulating fabric layer is laminated to the outer fabric layer.

30 166. The insulated composite fabric of any one of claims 148-164, wherein the insulating fabric layer is connected to the outer fabric layer by quilting, sewing, tucking, and/or ultrasound bonding.

167. The insulated composite fabric of claim 148, wherein the insulating fabric layer is a single face textile fabric having the raised surface facing towards the outer fabric layer, and an opposite, smooth surface.

5

168. The insulated composite fabric of any one of claims 148-167, wherein the outer fabric layer comprises a woven fabric.

169. The insulated composite fabric of any one of claims 148-167, wherein the
10 outer fabric layer comprises a knit fabric.

170. The insulated composite fabric of claim 169, wherein the knit fabric has a single jersey construction, a warp knit construction, or a mesh construction.

15 171. The insulated composite fabric of any one of claims 148-170, wherein the insulated composite fabric has stretch in at least one direction.

172. The insulated composite fabric of any one of claims 148-171, wherein at least one of the outer fabric layer and the insulating fabric layer comprises fibers of
20 stretch and/or elastomeric material.

173. The insulated composite fabric of claim 172, wherein the elastomeric material comprises elastomeric yarn and/or fibers.

25 174. The insulated composite fabric of any one of claims 148-173, wherein the outer fabric layer is treated with durable water repellent (DWR), an abrasion resistant coating, camouflage, or infrared radiation reduction.

30 175. The insulated composite fabric of any one of claims 148-174, wherein the insulated composite fabric has an air permeability of about 1.0 ft³/ft²/min to about 300

ft³/ft²/min, tested according to ASTM D-737 under a pressure difference of ½ inch of water across the insulated composite fabric.

176. The insulated composite fabric of any one of claims 148-175, wherein the
5 insulating fabric layer and/or the outer fabric layer includes flame-retardant material or is treated to provide flame-retardance.

177. The insulated composite fabric of any one of claims 148-176, further
comprising a waterproof membrane laminated to an inner surface of the outer fabric
10 layer, and disposed between the outer fabric layer and the insulating fabric layer.

178. The insulated composite fabric of claim 177, wherein the waterproof
membrane is a vapor permeable membrane.

15 179. The insulated composite fabric of claim 177, wherein the waterproof
membrane is selected from a porous hydrophobic membrane, a hydrophilic non-porous
membrane, and an electrospun membrane.

1/12

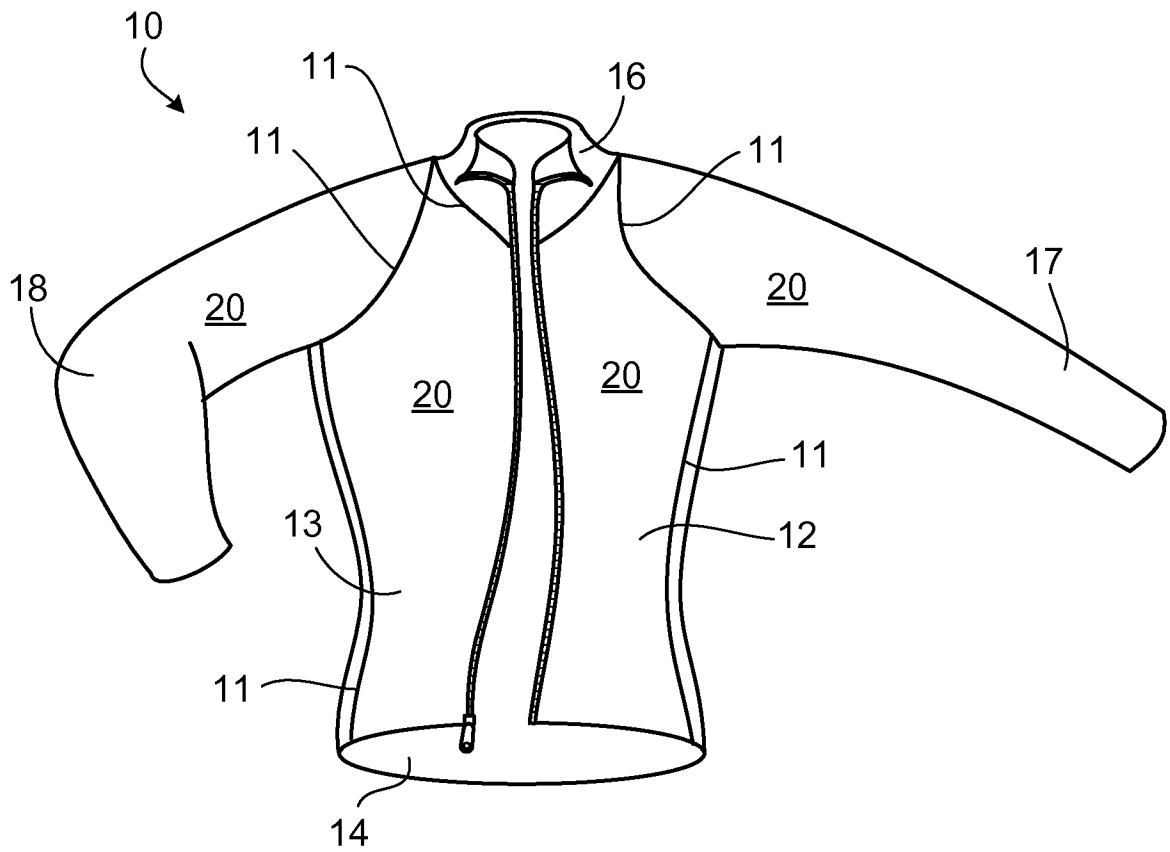


FIG. 1

2/12

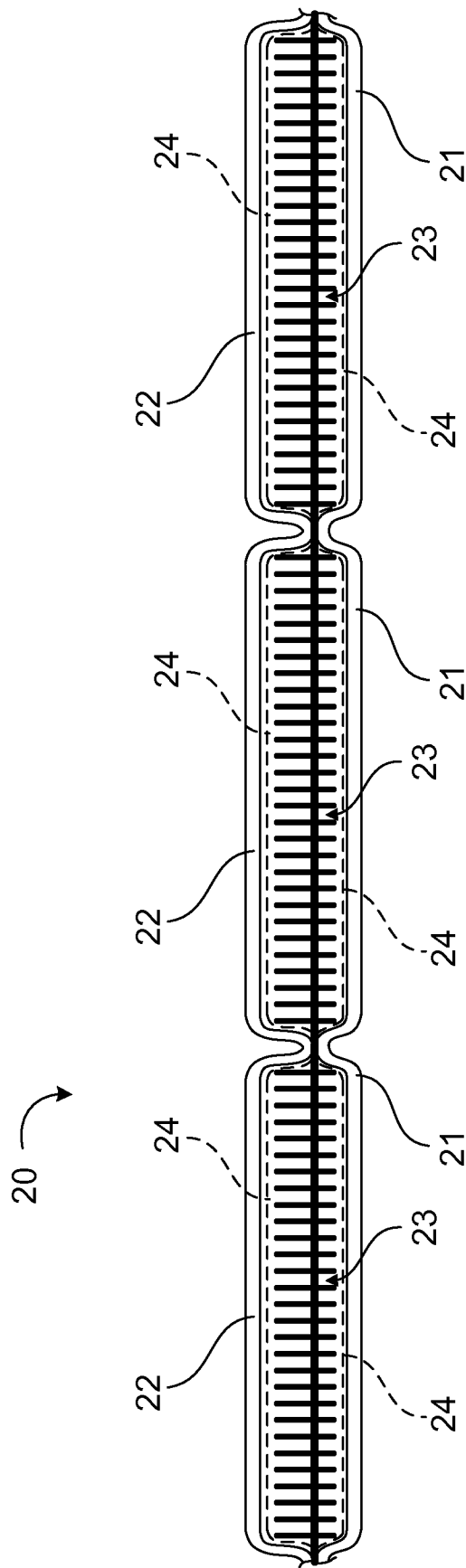


FIG. 2

3/12

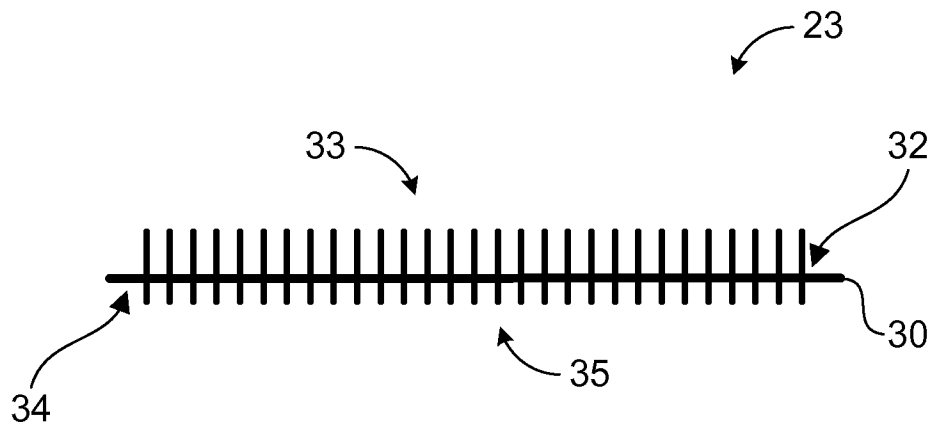


FIG. 3

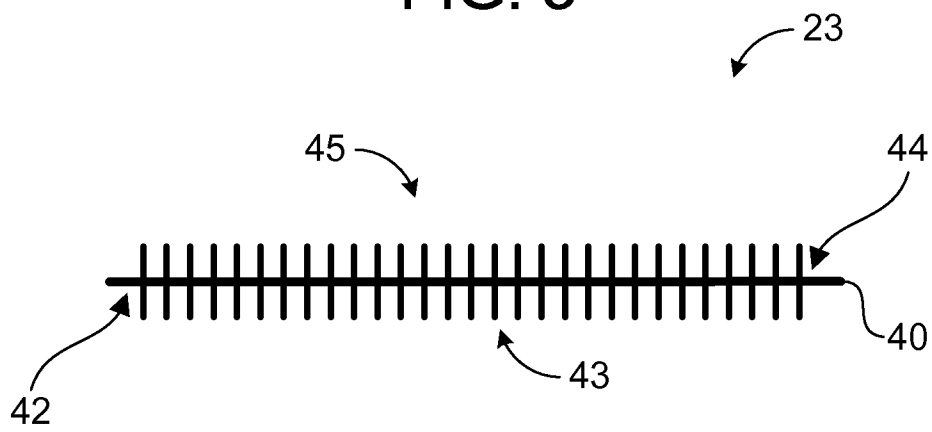


FIG. 4

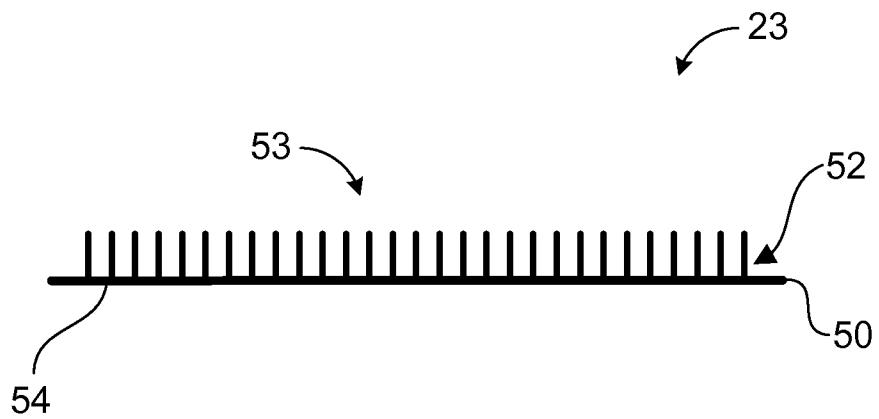


FIG. 5

4/12

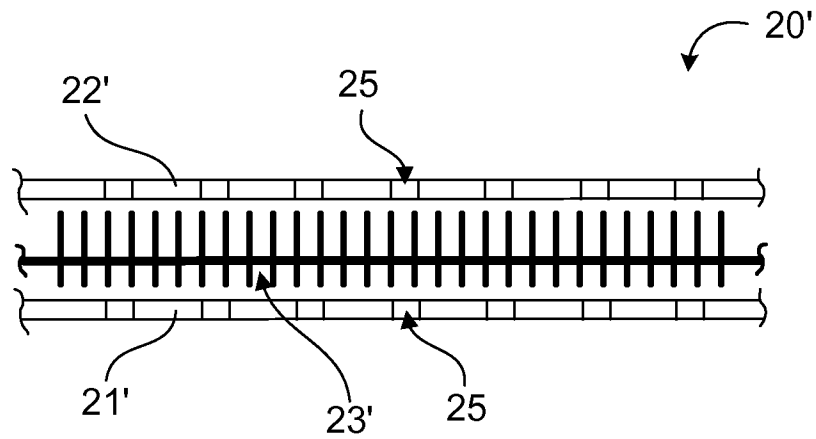


FIG. 6

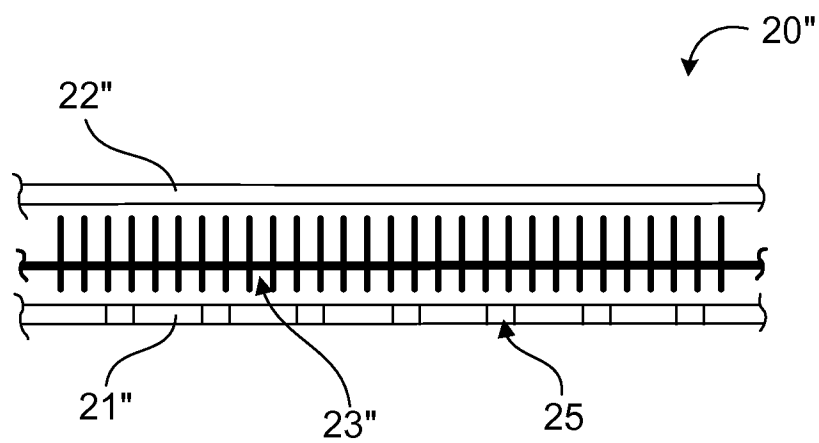


FIG. 7

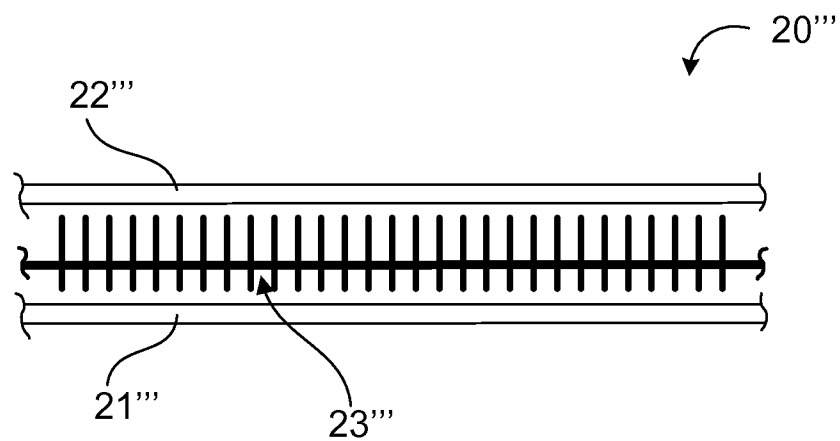


FIG. 8

5/12

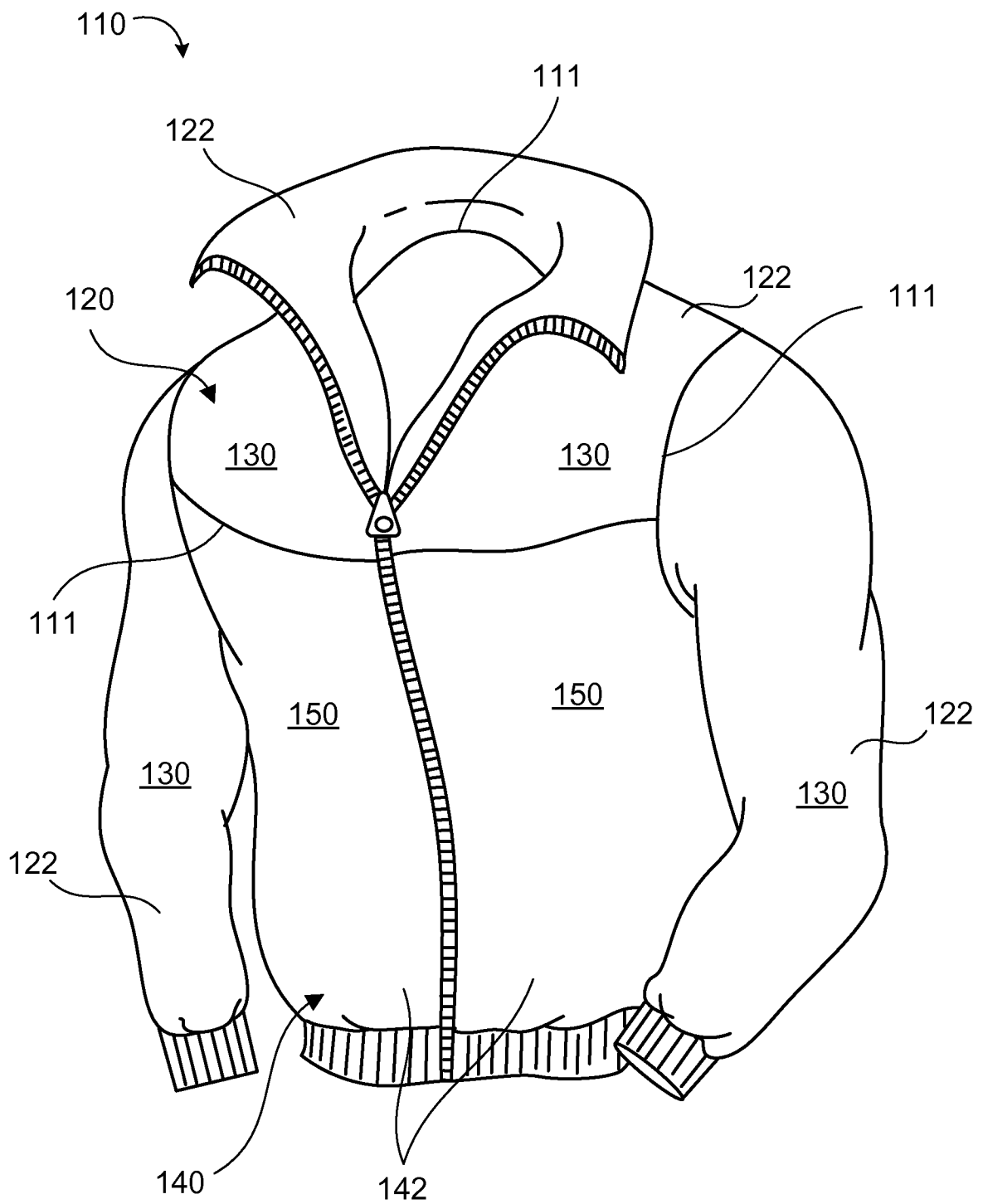


FIG. 9

6/12

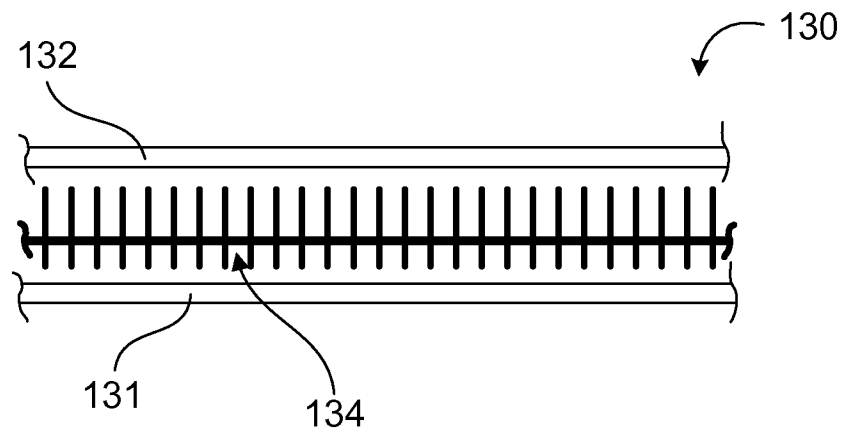


FIG. 10

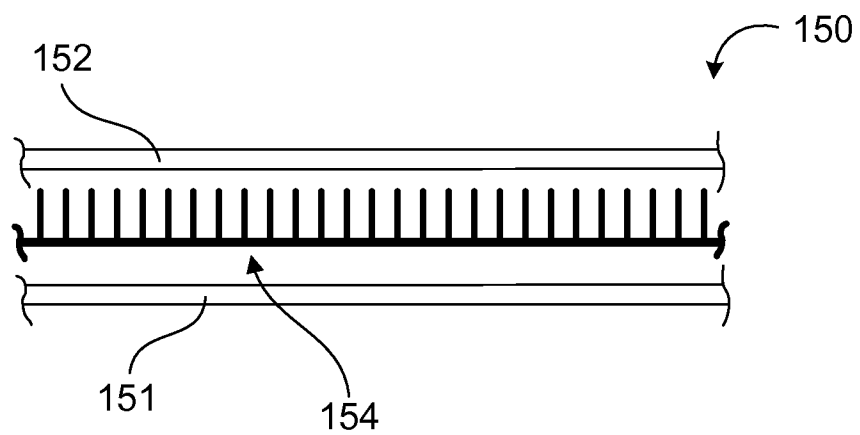


FIG. 11




FIG. 12

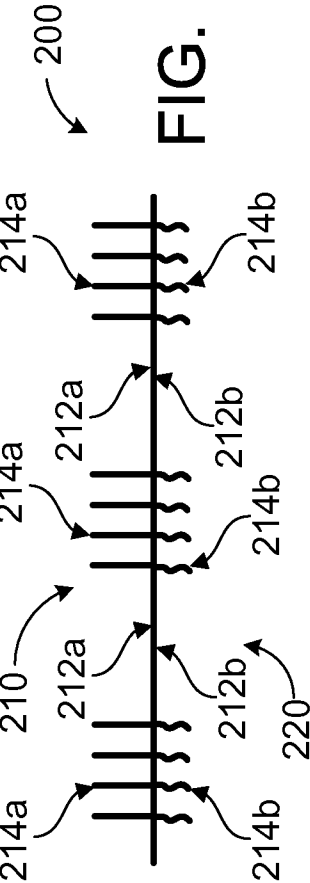


FIG. 13A

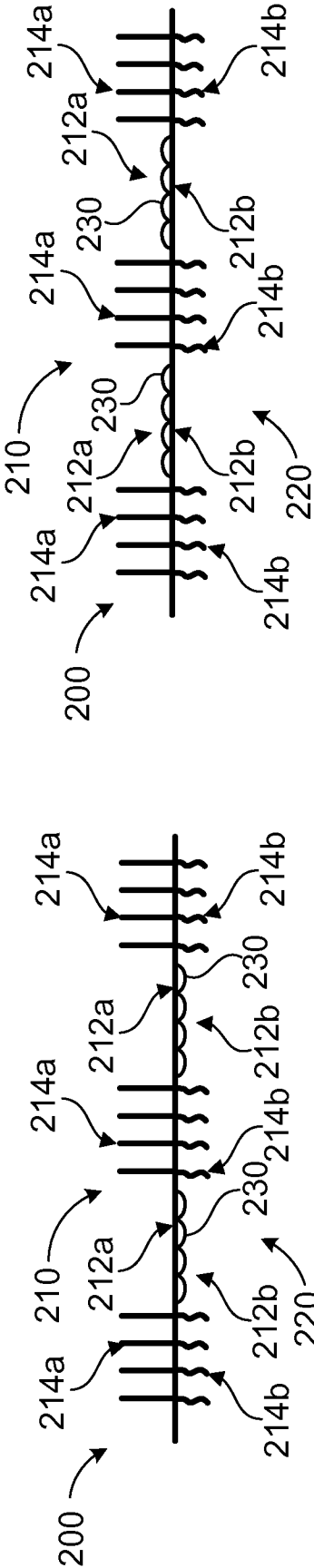


FIG. 13B

FIG. 13D

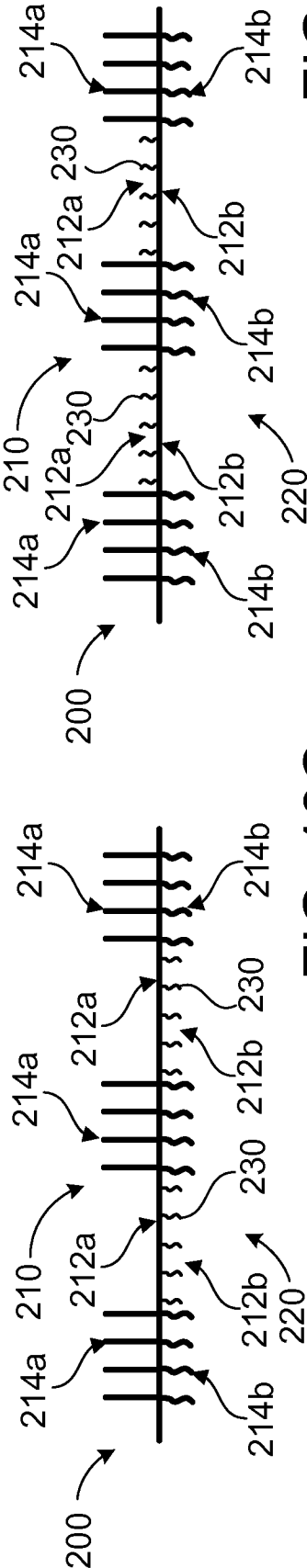


FIG. 13C

FIG. 13E

9/12

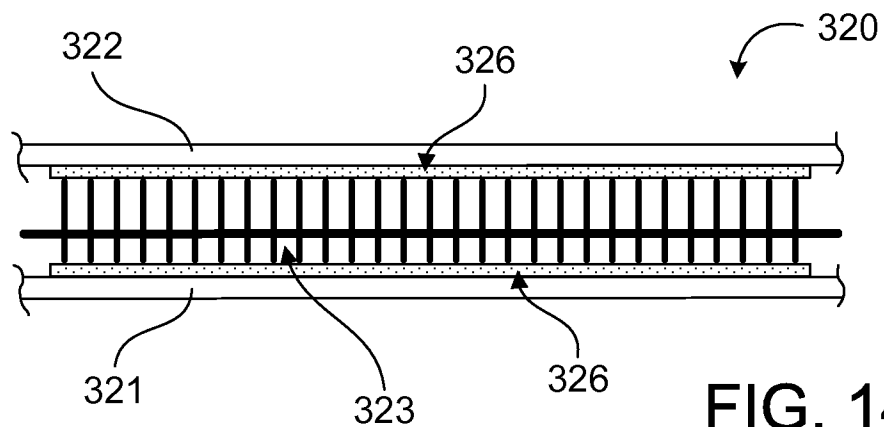


FIG. 14A

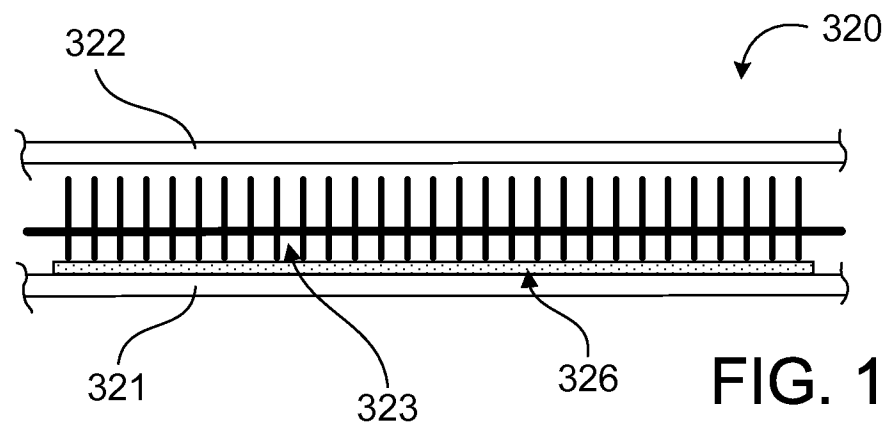


FIG. 14B

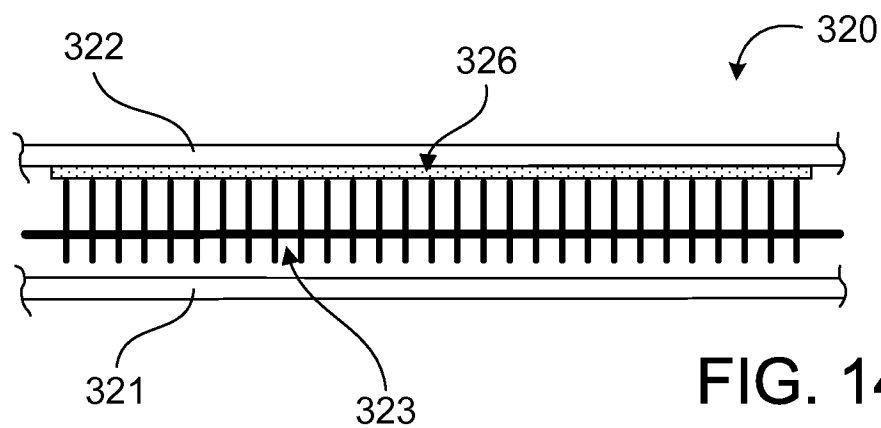


FIG. 14C

10/12

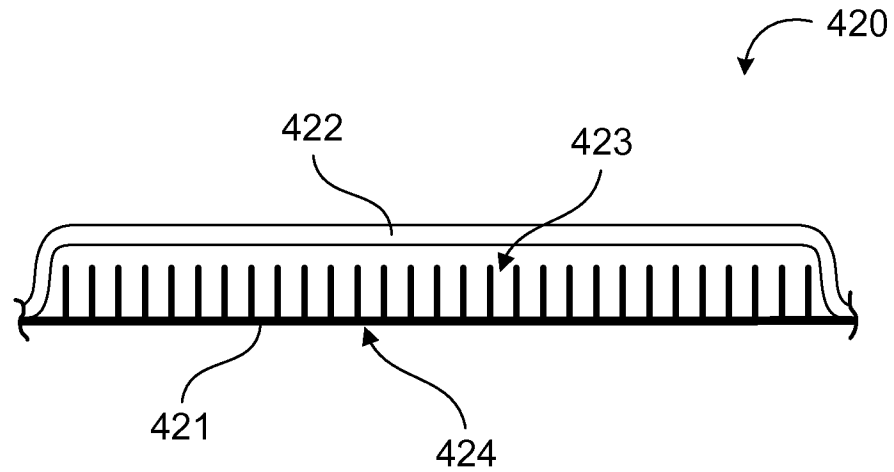


FIG. 15A

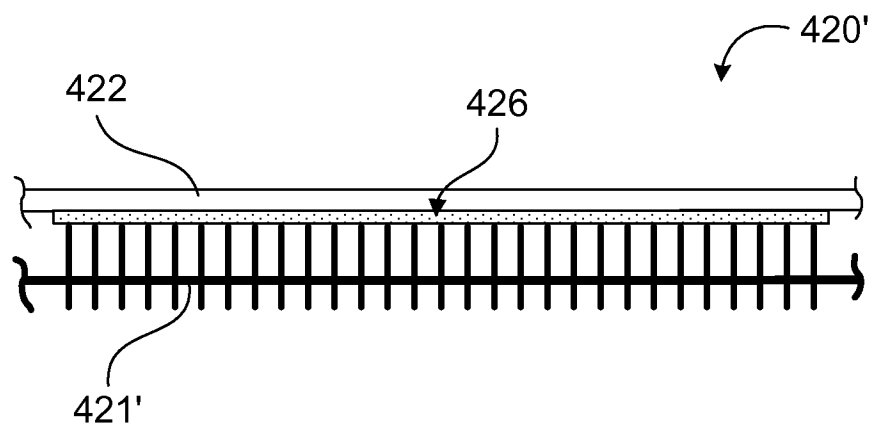


FIG. 15B

11/12

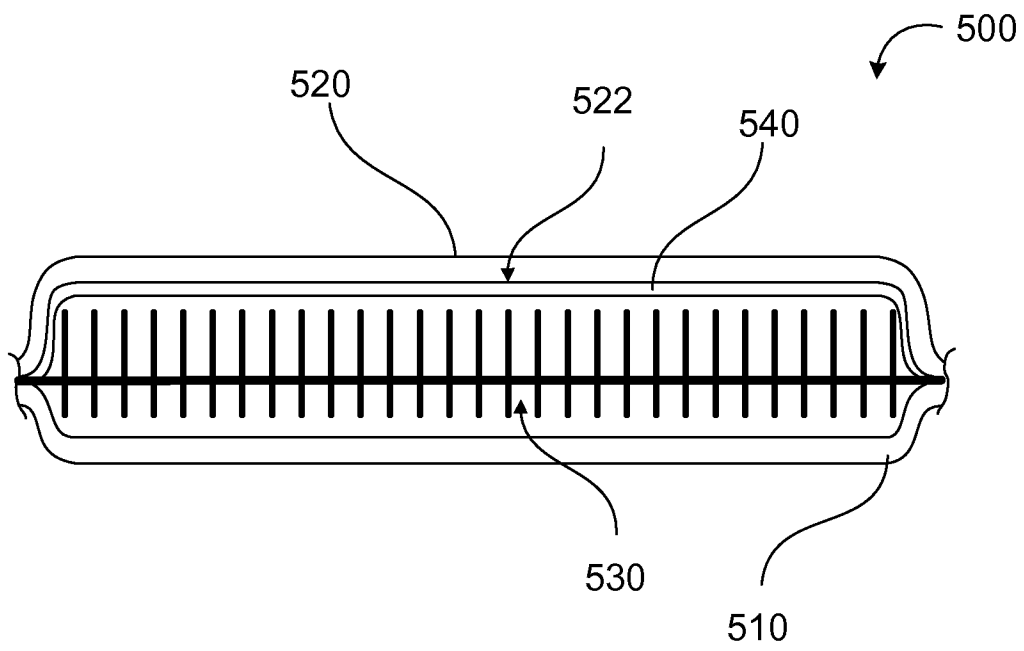


FIG. 16

12/12

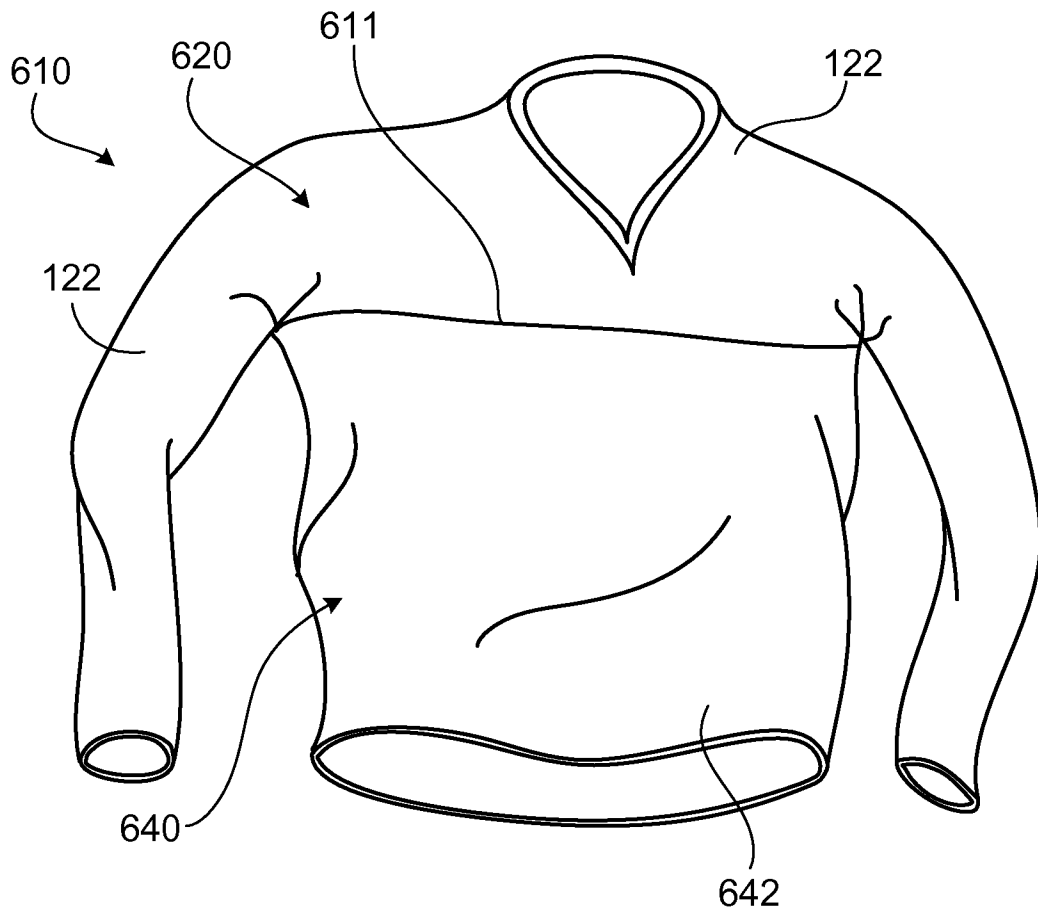


FIG. 17

INTERNATIONAL SEARCH REPORT

International application No
PCT/US2010/043367

A. CLASSIFICATION OF SUBJECT MATTER

INV. A41D31/00 B32B5/26 B32B5/02
ADD.

According to International Patent Classification (IPC) or to both national classification and IPC

B. FIELDS SEARCHED

Minimum documentation searched (classification system followed by classification symbols)

A41D B32B

Documentation searched other than minimum documentation to the extent that such documents are included in the fields searched

Electronic data base consulted during the international search (name of data base and, where practical, search terms used)

EP0-Internal, WPI Data

C. DOCUMENTS CONSIDERED TO BE RELEVANT

| Category* | Citation of document, with indication, where appropriate, of the relevant passages | Relevant to claim No. |
|-----------|------------------------------------------------------------------------------------------------------------------------------------------------------------------------------------------------------------|-----------------------|
| X | <p>US 2006/234573 A1 (ROCK MOSHE [US]) 19 October 2006 (2006-10-19) * abstract; figure 2 paragraphs [0003] - [0005], [0011] - [0018]</p> <p style="text-align: center;">----- -/--</p> | 1-179 |



Further documents are listed in the continuation of Box C.



See patent family annex.

* Special categories of cited documents :

"A" document defining the general state of the art which is not considered to be of particular relevance

"E" earlier document but published on or after the international filing date

"L" document which may throw doubts on priority claim(s) or which is cited to establish the publication date of another citation or other special reason (as specified)

"O" document referring to an oral disclosure, use, exhibition or other means

"P" document published prior to the international filing date but later than the priority date claimed

"T" later document published after the international filing date or priority date and not in conflict with the application but cited to understand the principle or theory underlying the invention

"X" document of particular relevance; the claimed invention cannot be considered novel or cannot be considered to involve an inventive step when the document is taken alone

"Y" document of particular relevance; the claimed invention cannot be considered to involve an inventive step when the document is combined with one or more other such documents, such combination being obvious to a person skilled in the art.

"&" document member of the same patent family

Date of the actual completion of the international search

24 February 2011

Date of mailing of the international search report

07/03/2011

Name and mailing address of the ISA/

European Patent Office, P.B. 5818 Patentlaan 2
NL - 2280 HV Rijswijk
Tel. (+31-70) 340-2040,
Fax: (+31-70) 340-3016

Authorized officer

da Silva, José

INTERNATIONAL SEARCH REPORT

International application No
PCT/US2010/043367

C(Continuation). DOCUMENTS CONSIDERED TO BE RELEVANT

| Category* | Citation of document, with indication, where appropriate, of the relevant passages | Relevant to claim No. |
|-----------|---------------------------------------------------------------------------------------------------------------------------------------------------------------------------------------------------------------------|--------------------------------------------------------------------------------------------------------------------------------------------------------------------------------------------------|
| X | US 2007/218792 A1 (WALTERS WILLIAM D [US]) 20 September 2007 (2007-09-20) * abstract; figure 2 paragraphs [0001] - [0003], [0005] - [0008], [0010], [0014] - [0019], [0027] ----- | 1-30, 33-36, 38,39, 45-72, 75-78, 80-112, 114-121, 123, 128-167, 170-173, 175 |
| X A | DE 295 05 761 U1 (GORE W L & ASS GMBH [DE]) 1 August 1996 (1996-08-01) page 1, line 8 - line 16; figures 1,2 page 3, line 19 - page 4, line 20 page 5, line 16 - page 5, line 23 | 1 14-18, 24-30, 41-44, 58-61, 66-72, 75-82, 96-99, 105-121, 130-148, 158, 164-167, 172-174, 176-179 |
| A | ----- US 2004/132367 A1 (ROCK MOSHE [US]) 8 July 2004 (2004-07-08) * abstract; figure 3 paragraphs [0002] - [0012], [0028] - [0034], [0037] - [0041], [0045], [0048], [0049] ----- -/-- | 1-15, 19-21, 24, 33-37, 39,41, 44-57, 62-64, 66, 75-79, 84-95, 100-102, 105, 109-113, 125-127, 132-140, 148-161, 164,168, 171-174, 177-179 |

INTERNATIONAL SEARCH REPORT

International application No

PCT/US2010/043367

C(Continuation). DOCUMENTS CONSIDERED TO BE RELEVANT

| Category* | Citation of document, with indication, where appropriate, of the relevant passages | Relevant to claim No. |
|-----------|----------------------------------------------------------------------------------------------------------------------------------------------------------------------------------------------------------|------------------------------------------------------------------------------------------------------------------------------------------|
| A | <p>EP 1 306 475 A1 (MALDEN MILLS IND INC [US]) 2 May 2003 (2003-05-02)</p> <p>* abstract; figure 1 paragraphs [0002] - [0005], [0007], [0013], [0020] - [0034], [0041], [0044] -----</p> | <p>1-16, 18-24, 31,32, 34-36, 38-40, 45-58, 62-66, 84-96, 100-105, 143-164, 171-173, 175</p> |

INTERNATIONAL SEARCH REPORT

Information on patent family members

International application No

PCT/US2010/043367

| Patent document cited in search report | Publication date | Patent family member(s) | Publication date |
|-------------------------------------------|---------------------|----------------------------|---------------------|
| US 2006234573 A1 | 19-10-2006 | NONE | |
| US 2007218792 A1 | 20-09-2007 | NONE | |
| DE 29505761 U1 | 01-08-1996 | JP 8302506 A | 19-11-1996 |
| US 2004132367 A1 | 08-07-2004 | NONE | |
| EP 1306475 A1 | 02-05-2003 | AT 358199 T | 15-04-2007 |
| | | CA 2408687 A1 | 18-04-2003 |
| | | DE 02257260 T1 | 15-04-2004 |
| | | DE 60219118 T2 | 13-12-2007 |
| | | JP 4267290 B2 | 27-05-2009 |
| | | JP 2003166150 A | 13-06-2003 |