

(19) World Intellectual Property
Organization
International Bureau



(43) International Publication Date
4 March 2004 (04.03.2004)

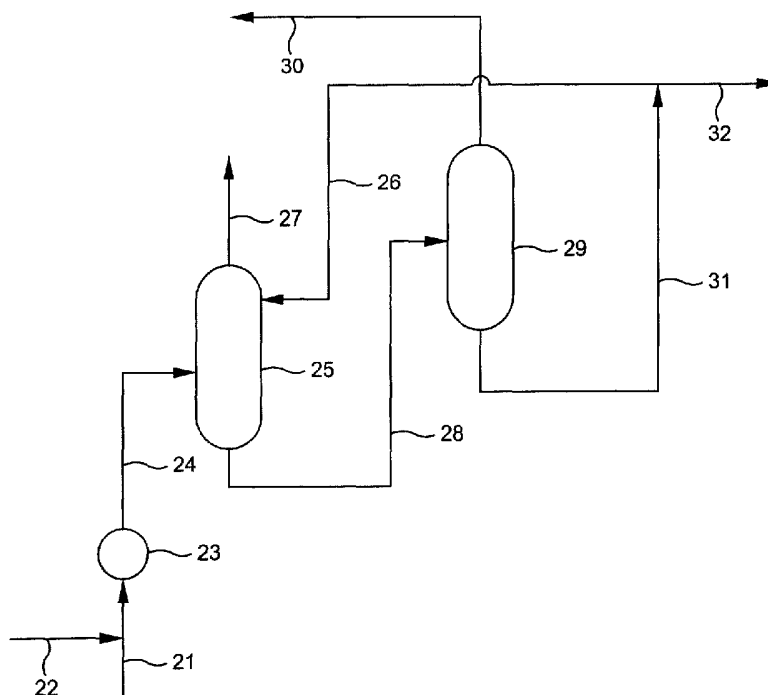
PCT

(10) International Publication Number
WO 2004/018088 A1

- (51) International Patent Classification⁷: **B01J 8/02**, C07D 301/32
- (74) Agents: **CARROLL, Kevin, M.** et al.; Lyondell Chemical Company, 3801 West Chester Pike, Newtown Square, PA 19073 (US).
- (21) International Application Number: PCT/US2003/023109
- (81) Designated States (*national*): AE, AG, AL, AM, AT, AU, AZ, BA, BB, BG, BR, BY, BZ, CA, CH, CN, CO, CR, CU, CZ, DE, DK, DM, DZ, EC, EE, ES, FI, GB, GD, GE, GH, GM, HR, HU, ID, IL, IN, IS, JP, KE, KG, KP, KR, KZ, LC, LK, LR, LS, LT, LU, LV, MA, MD, MG, MK, MN, MW, MX, MZ, NI, NO, NZ, OM, PG, PH, PL, PT, RO, RU, SD, SE, SG, SK, SL, SY, TJ, TM, TN, TR, TT, TZ, UA, UG, UZ, VN, YU, ZA, ZM, ZW.
- (22) International Filing Date: 24 July 2003 (24.07.2003)
- (25) Filing Language: English
- (26) Publication Language: English
- (30) Priority Data: 10/193,067 26 August 2002 (26.08.2002) US
- (84) Designated States (*regional*): ARIPO patent (GH, GM, KE, LS, MW, MZ, SD, SL, SZ, TZ, UG, ZM, ZW), Eurasian patent (AM, AZ, BY, KG, KZ, MD, RU, TJ, TM), European patent (AT, BE, CH, CY, DE, DK, ES, FI, FR, GB, GR, HU, IE, IT, LU, MC, NL, PT, RO, SE, TR), OAPI patent (BF, BJ, CF, CG, CI, CM, GA, GN, GQ, GW, ML, MR, NE, SN, TD, TG).
- (71) Applicant: **ARCO CHEMICAL TECHNOLOGY, L.P.** [US/US]; Two Greenville Crossing, 4001 Kennett Pike, Suite 238, Greenville, DE 19807 (US).
- (72) Inventors: **JUBIN, John, C. Jr.**; 144 Summit House, West Chester, PA 19382 (US). **CHANG, Te**; 839 Shau-mont Drive, West Chester, PA 19382 (US).
- Published:
— with international search report

[Continued on next page]

(54) Title: PROPEN RECOVERY IN A PROPYLENE OXIDE PROCESS



(57) Abstract: A process for absorbing propylene from a gaseous propylene oxide process purge stream wherein propane liquid is used to absorb the propylene.

WO 2004/018088 A1





For two-letter codes and other abbreviations, refer to the "Guidance Notes on Codes and Abbreviations" appearing at the beginning of each regular issue of the PCT Gazette.

PROPEN RECOVERY IN A PROPYLENE OXIDE PROCESS

FIELD OF THE INVENTION

5 The present invention relates to an improved system for the treatment of purge gases from a process such as that for producing propylene oxide and to the separation and recovery of purge gas components.

DESCRIPTION OF THE PRIOR ART

10 In processes for the production of propylene oxide such as by reaction of hydrogen, oxygen and propylene over a palladium on titanium silicalite catalyst or by reaction of hydrogen peroxide with propylene (see, for example, U.S. 5,214,168), it is necessary to remove a purge or vent gas comprised of both oxygen and propylene. It is useful in such procedures to provide an inert diluent gas such as methane to prevent the formation of explosive oxygen/hydrocarbon
15 mixtures; see U.S. 5,468,885.

 In conventional systems, the gaseous purge stream is cooled to condense the condensable components and to reduce the size of the stream, and after separation of vapor from the liquid condensate, the vapor is fed to an absorber wherein it is contacted with a liquid absorbent which is effective to absorb C₃
20 hydrocarbons from the purge vapor. The absorber bottoms are stripped and the vapor is sent to a splitter where a bottoms propane purge is removed with the overhead propylene stream recycled to the process. As many as four distillation columns are normally employed.

 U.S. 5,468,885 illustrates the use of isopropanol to absorb the C₃'s from
25 the purge and suggests that other absorbents such as heptane, octane, methanol and acetone could be used.

SUMMARY OF THE INVENTION

 In accordance with the present invention, propane is used to absorb propylene from the purge steam and this propane is largely vaporized into the
30 vent from the absorber thus separating propane from the system.

DESCRIPTION OF THE DRAWINGS

 The attached Figure 1 illustrates in schematic form conventional practice for the treatment of propylene oxide process purge gas. Attached Figure 2 illustrates in schematic form practice of the invention.

DETAILED DESCRIPTION

Referring to Figure 1, in conventional practice, the gaseous propylene oxide purge stream, to which methane has been added, is cooled (not shown) and passed via line 1 to vapor-liquid separator 2. Liquid condensate, mainly C₃ hydrocarbons, passes from separator 2 via line 3 and then to splitter 4.

Uncondensed vapor passes from separator 2 via line 5 to absorber 6 wherein it is contacted in counter current flow with an absorbent liquid, illustratively a mixture of octane and hexane which are introduced to absorber 6 via lines 7 and 8 respectively. In absorber 6, absorption of the C₃ hydrocarbons takes place and a liquid stream comprised of the absorbent and absorbed materials passes via line 9 to stripper 10.

Vapors from absorber 6 are removed overhead via line 11 and are purged from the system. Generally, the hydrocarbons in this purge gas are used as fuel.

In stripper 10, C₃ hydrocarbons are stripped over head and pass via line 13 with condensate from separator 2 to splitter 4.

Bottoms from stripper 10 comprise the absorbent liquid and is passed to via line 14 to distillation column 15. In column 15 the absorbent liquid, illustratively hexane/octane, is separated by distillation with the heavier (octane) stream recovered as a bottoms stream which passes via line 8 to the upper part of absorber 6. The lighter absorbent (hexane) is recovered via line 7 and passes to absorber 6 where it is introduced at a point well below the point of introduction of the heavier component. In each case, the streams from column 15 are adjusted to an appropriate temperature (not shown) before being introduced into absorber 6.

Splitter 4 is a distillation column effective to separate propane and propylene. An overhead stream enriched in propylene is separated via line 16 and recycled to the propylene oxide process. The bottoms stream enriched in propane is separated via line 17 and used for fuel.

By way of contrast to the prior procedures, practice of the invention is illustrated in attached Figure 2. Referring to Figure 2, a purge gas stream from a propylene oxide process comprised of oxygen and C₃ hydrocarbons is fed to the system via line 21. Methane is added via line 22 in an amount sufficient to avoid the formation of explosive oxygen and hydrocarbon mixtures in the process. The combined stream is cooled in cooler 23 and the resulting vapor/liquid mixture is

passed via line 24 to absorber 25. In the absorber, the cooled stream is contacted with a liquid recycle stream largely comprised of propane which is introduced into the upper portion of absorber 25 by means of line 26.

In absorber 25, the vapor passes upwardly with the contained propylene
5 being absorbed into the propane absorbent. Vapors comprised of oxygen as well as inerts including methane, argon and the like as well as propane is removed from the upper portion of absorber 25 via line 27 and vented from the system. Suitably the vented gases containing substantial hydrocarbon are used as fuel.

10 The absorber bottoms stream passes via line 28 to splitter 29 wherein the mixture is separated into an overhead vapor stream concentrated in propylene which is removed by means of line 30 and recycled to the propylene oxide process. The bottoms from the splitter which is concentrated in propane is removed from splitter 29 by means of line 31 with a portion being discarded from
15 the system via line 32 and used as fuel, and the remainder being recycled via line 26 to absorber 25. The amount of propane removed via line 32 is sufficient to balance the net propane which is introduced into the propylene oxide production system and/or is formed during the propylene oxide process.

Through practice of the above process, substantial economies of
20 operation are achieved in that the number of distillation columns required to effect the recovery and recycle of propylene is reduced generally from four for conventional practice to just two for practice of the invention. In addition, the absorbent propane is indigenous to the reaction system since it comprises a usual substantial component of the propylene feed to the system and is usually
25 made as a by-product. Thus, the absorptive separation in accordance with the invention does not require the introduction into the system of material which is not already found therein.

Example

The following Example illustrates the invention. Referring to Figure 2, a
30 propylene oxide vent purge gas passes via line 21 at the rate of about 24867.9 lbs/hr and is combined with about 2727.3 lbs/hr methane which is introduced via line 22. The combined gas mixture comprises by weight about 7.9% oxygen, 0.3% hydrogen, 0.1% argon, 13.4% propylene, 66.9% propane, 0.1% water, 0.4% propylene oxide and 10.9% methane. This gas mixture is cooled to about

51° F and at 1400 psi is fed to absorber 25 near the lower end. A liquid recycle propane stream at about 110° F and 350 psi is fed to the upper end of absorber 25 via line 26 in amount of about 6000 lbs/hr and having a composition by weight of about 0.8% propylene, 98% propane and about 1.7% propylene oxide.

5 Absorber 25 is a conventional absorber wherein upwardly flowing vapor intimately contacts downflowing liquid. A vapor stream is removed via line 27 at about 50° F and 400 psi and is used elsewhere as fuel. This vapor stream is removed at the rate of about 9778 lbs/hr and comprises by weight about 0.7% hydrogen, 0.2% argon, 22.0% oxygen, 0.8% propylene, 49% propane, 0.1%
10 water, 0.1% propylene oxide and 27.3% methane.

A liquid bottoms stream at about 130° F and 403 psi is removed at the rate of about 24818 lbs/hr from the absorber and is passed via line 28 to stripper 29. This stream comprises by weight about 0.2% oxygen, 14.8% propylene, 82.9% propane, 0.1% water, 0.6% propylene oxide and 1.4% methane.

15 Separation of propylene and propane takes place by distillation in stripper 29 with the overhead stream being removed via line 30 at the rate of about 11437 lbs/hr at 114° F and 270 psi. This stream comprises by weight about 0.4% oxygen, 31.2% propylene, 65.2% propane, 0.2% water and 3% methane and is recycled to the propylene oxide production process.

20 Bottoms from the stripper is removed at the rate of about 13381 lbs/hr at 132° F and 278 psi via line 31. This stream has a composition by weight of about 0.8% propylene, 98% propane, and 1.2% propylene oxide. The stream is divided with about 7381 lbs/hr being recovered via line 32 and used as fuel and about 6000 lbs/hr returning to absorber 25 via line 26 as above described.

25 From the above, it can be seen that propane is an effective absorbent to recover C₃ values in the propylene oxide process purge stream while the equipment necessary for the separation is markedly reduced as compared to conventional practices. In addition, utilities costs are significantly reduced.

We claim:

1. In a process for the recovery of propylene in a vapor purge from a propylene oxide process wherein propylene is absorbed from the vapor purge in a liquid absorbent, the improvement which comprises absorbing the said
5 propylene in propane liquid.
2. The process of claim 1 wherein the vapor purge contains added methane in an amount sufficient to avoid explosive mixture formation.

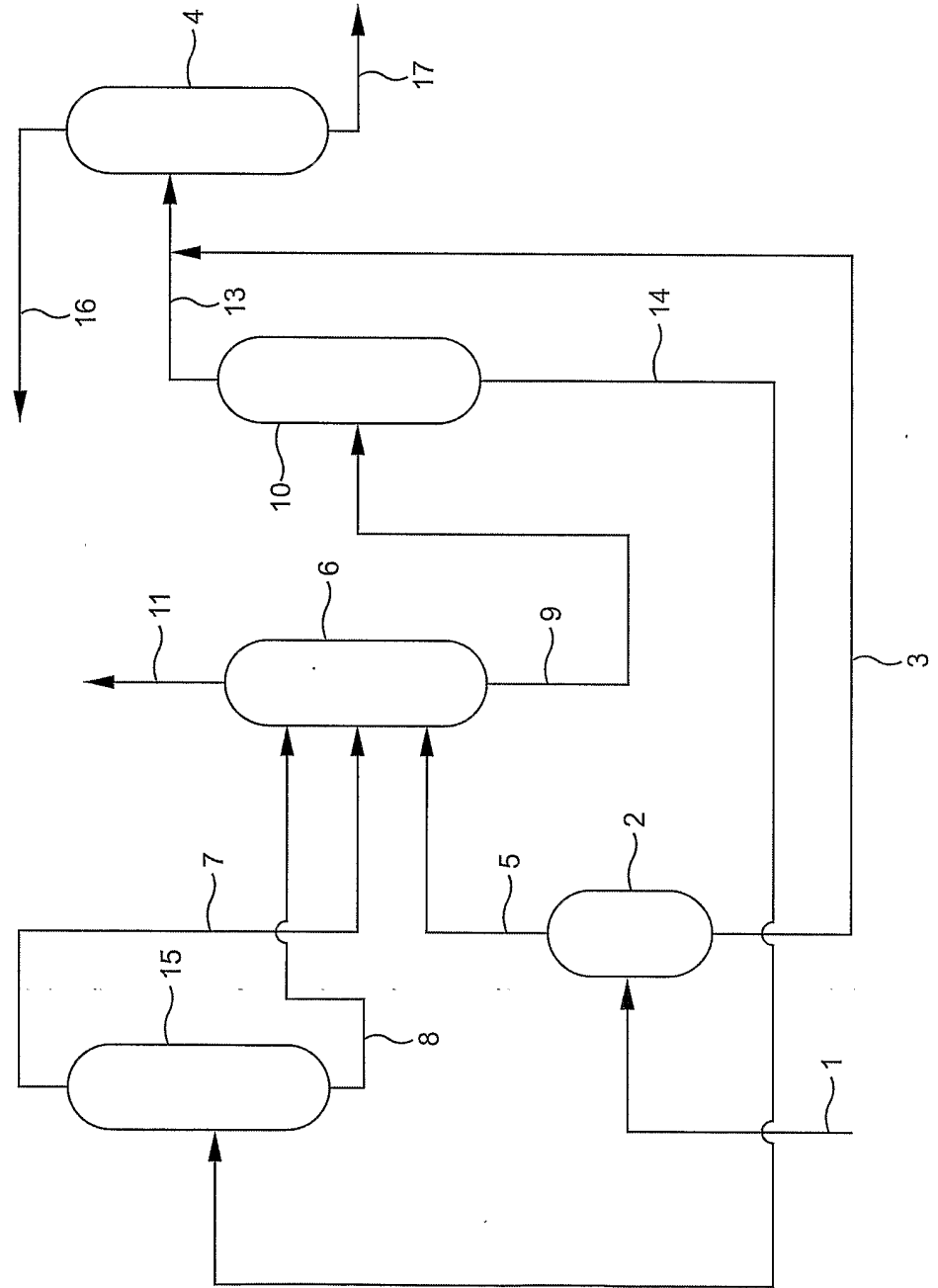
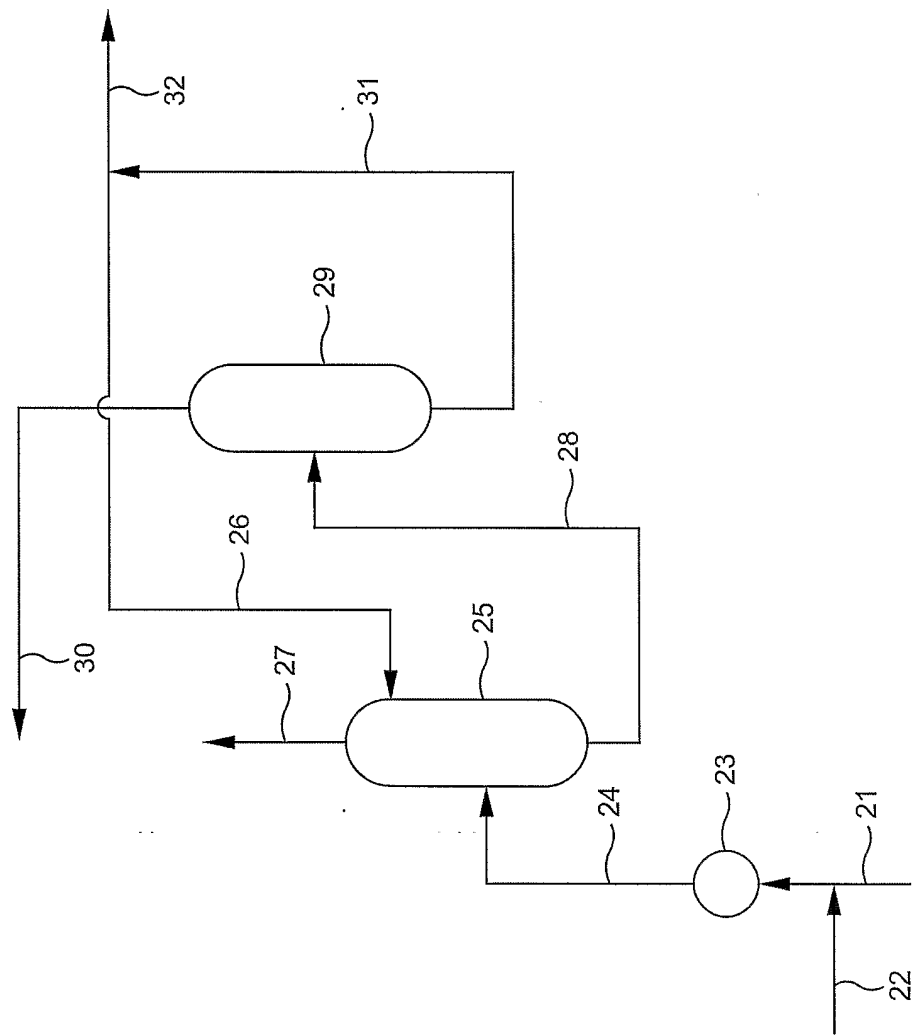


FIG. 1

FIG. 2



INTERNATIONAL SEARCH REPORT

International Application No

PCT/US 03/23109

A. CLASSIFICATION OF SUBJECT MATTER
 IPC 7 B01J8/02 C07D301/32

According to International Patent Classification (IPC) or to both national classification and IPC

B. FIELDS SEARCHED

Minimum documentation searched (classification system followed by classification symbols)
 IPC 7 B01J C07D

Documentation searched other than minimum documentation to the extent that such documents are included in the fields searched

Electronic data base consulted during the international search (name of data base and, where practical, search terms used)

EPO-Internal, WPI Data, PAJ

C. DOCUMENTS CONSIDERED TO BE RELEVANT

Category °	Citation of document, with indication, where appropriate, of the relevant passages	Relevant to claim No.
A	US 5 468 885 A (JUBIN JR JOHN C) 21 November 1995 (1995-11-21) cited in the application abstract column 4, line 35 - line 40 claims 1,4	1,2
A	EP 0 719 768 A (ARCO CHEM TECH) 3 July 1996 (1996-07-03) abstract column 4, line 53 - line 57 claims 1,4	1,2
A	WO 01 72729 A (BASF AG ;BASSLER PETER (DE); WALCH ANDREAS (DE); WENZEL ANNE (DE);) 4 October 2001 (2001-10-04) abstract page 15, line 32 -page 16, line 2	1,2

Further documents are listed in the continuation of box C.

Patent family members are listed in annex.

° Special categories of cited documents :

- *A* document defining the general state of the art which is not considered to be of particular relevance
- *E* earlier document but published on or after the international filing date
- *L* document which may throw doubts on priority claim(s) or which is cited to establish the publication date of another citation or other special reason (as specified)
- *O* document referring to an oral disclosure, use, exhibition or other means
- *P* document published prior to the international filing date but later than the priority date claimed

- *T* later document published after the international filing date or priority date and not in conflict with the application but cited to understand the principle or theory underlying the invention
- *X* document of particular relevance; the claimed invention cannot be considered novel or cannot be considered to involve an inventive step when the document is taken alone
- *Y* document of particular relevance; the claimed invention cannot be considered to involve an inventive step when the document is combined with one or more other such documents, such combination being obvious to a person skilled in the art.
- * & * document member of the same patent family

Date of the actual completion of the international search

13 November 2003

Date of mailing of the international search report

25/11/2003

Name and mailing address of the ISA

European Patent Office, P.B. 5818 Patentlaan 2
 NL - 2280 HV Rijswijk
 Tel. (+31-70) 340-2040, Tx. 31 651 epo nl,
 Fax: (+31-70) 340-3016

Authorized officer

Thomasson, P

INTERNATIONAL SEARCH REPORT

Information on patent family members

International Publication No

PCT/US 03/23109

Patent document cited in search report	Publication date	Patent family member(s)	Publication date
US 5468885	A	21-11-1995	US 5466836 A 14-11-1995
			DE 69508051 D1 08-04-1999
			DE 69508051 T2 15-07-1999
			EP 0719768 A1 03-07-1996
			AT 171394 T 15-10-1998
			CA 2137310 A1 21-06-1995
			CN 1109382 A 04-10-1995
			DE 69413507 D1 29-10-1998
			DE 69413507 T2 11-02-1999
			EP 0659473 A1 28-06-1995
			ES 2121162 T3 16-11-1998
			JP 7196639 A 01-08-1995
			RU 2126799 C1 27-02-1999
US 5573736 A 12-11-1996			
<hr/>			
EP 0719768	A	03-07-1996	US 5468885 A 21-11-1995
			DE 69508051 D1 08-04-1999
			DE 69508051 T2 15-07-1999
			EP 0719768 A1 03-07-1996
<hr/>			
WO 0172729	A	04-10-2001	DE 10015246 A1 04-10-2001
			AU 6379401 A 08-10-2001
			CA 2404443 A1 04-10-2001
			CN 1420876 T 28-05-2003
			WO 0172729 A1 04-10-2001
			EP 1268456 A1 02-01-2003
			US 2003050487 A1 13-03-2003