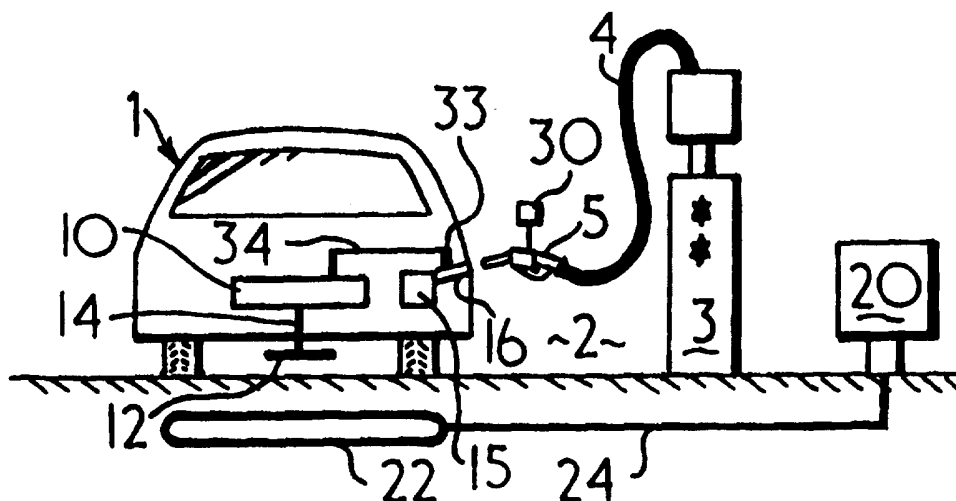




INTERNATIONAL APPLICATION PUBLISHED UNDER THE PATENT COOPERATION TREATY (PCT)

(51) International Patent Classification ⁶ : G07C 5/00, B67D 5/33	A1	(11) International Publication Number: WO 97/35284 (43) International Publication Date: 25 September 1997 (25.09.97)
<p>(21) International Application Number: PCT/EP97/01457</p> <p>(22) International Filing Date: 20 March 1997 (20.03.97)</p> <p>(30) Priority Data: 96200785.2 21 March 1996 (21.03.96) EP (34) Countries for which the regional or international application was filed: GB et al.</p> <p>(71) Applicant: SHELL INTERNATIONALE RESEARCH MAATSCHAPPIJ B.V. [NL/NL]; Carel van Bylandtlaan 30, NL-2596 HR The Hague (NL).</p> <p>(72) Inventors: BOS, Emko, Wilhelm, Harmannus, Maria; Badhuisweg 3, NL-1031 CM Amsterdam (NL). DELEVAL, Xavier, Frederic, Nicolas, Marie; Hofplein 20, NL-3032 AC Rotterdam (NL). DWARS, Sicco; Pool Lane, Ince, Chester, Cheshire CH1 3SH (GB). VAN DER STEEN, Johan; Badhuisweg 3, NL-1031 CM Amsterdam (NL).</p>	<p>(81) Designated States: AL, AM, AT, AU, AZ, BA, BB, BG, BR, BY, CA, CH, CN, CU, CZ, DE, DK, EE, ES, FI, GB, GE, GH, HU, IL, IS, JP, KE, KG, KP, KR, KZ, LC, LK, LR, LS, LT, LU, LV, MD, MG, MK, MN, MW, MX, NO, NZ, PL, PT, RO, RU, SD, SE, SG, SI, SK, TJ, TM, TR, TT, UA, UG, UZ, VN, YU, ARIPO patent (GH, KE, LS, MW, SD, SZ, UG), Eurasian patent (AM, AZ, BY, KG, KZ, MD, RU, TJ, TM), European patent (AT, BE, CH, DE, DK, ES, FI, FR, GB, GR, IE, IT, LU, MC, NL, PT, SE), OAPI patent (BF, BJ, CF, CG, CI, CM, GA, GN, ML, MR, NE, SN, TD, TG).</p> <p>Published <i>With international search report. Before the expiration of the time limit for amending the claims and to be republished in the event of the receipt of amendments.</i></p>	

(54) Title: PROVIDING SERVICE TO A VEHICLE



(57) Abstract

System for providing service to a vehicle (1) positioned at a service site (2) and billing a person or company for the service provided, wherein the vehicle (1) is provided with a vehicle processing unit (10) which includes a receiver-transmitter connected to a vehicle antenna (12) and with means for manually activating the vehicle processing unit, and wherein the service site (2) comprises means for providing service (3), a site processing unit (20) which includes a receiver-transmitter connected to a site antenna (22), which site processing unit includes means for registering the transaction and means for billing the person or company for the service provided, which system further comprises means for automatically correlating the act of servicing the vehicle with the vehicle (1), which means may comprise a passive tag (30) located at the means for providing service (5), means for energizing the passive tag located on the vehicle (1) and a secondary antenna (33) on the vehicle (1) connected to the vehicle processing unit (10).

FOR THE PURPOSES OF INFORMATION ONLY

Codes used to identify States party to the PCT on the front pages of pamphlets publishing international applications under the PCT.

AL	Albania	ES	Spain	LS	Lesotho	SI	Slovenia
AM	Armenia	FI	Finland	LT	Lithuania	SK	Slovakia
AT	Austria	FR	France	LU	Luxembourg	SN	Senegal
AU	Australia	GA	Gabon	LV	Latvia	SZ	Swaziland
AZ	Azerbaijan	GB	United Kingdom	MC	Monaco	TD	Chad
BA	Bosnia and Herzegovina	GE	Georgia	MD	Republic of Moldova	TG	Togo
BB	Barbados	GH	Ghana	MG	Madagascar	TJ	Tajikistan
BE	Belgium	GN	Guinea	MK	The former Yugoslav Republic of Macedonia	TM	Turkmenistan
BF	Burkina Faso	GR	Greece	ML	Mali	TR	Turkey
BG	Bulgaria	HU	Hungary	MN	Mongolia	TT	Trinidad and Tobago
BJ	Benin	IE	Ireland	MR	Mauritania	UA	Ukraine
BR	Brazil	IL	Israel	MW	Malawi	UG	Uganda
BY	Belarus	IS	Iceland	MX	Mexico	US	United States of America
CA	Canada	IT	Italy	NE	Niger	UZ	Uzbekistan
CF	Central African Republic	JP	Japan	NL	Netherlands	VN	Viet Nam
CG	Congo	KE	Kenya	NO	Norway	YU	Yugoslavia
CH	Switzerland	KG	Kyrgyzstan	NZ	New Zealand	ZW	Zimbabwe
CI	Côte d'Ivoire	KP	Democratic People's Republic of Korea	PL	Poland		
CM	Cameroon	KR	Republic of Korea	PT	Portugal		
CN	China	KZ	Kazakstan	RO	Romania		
CU	Cuba	LC	Saint Lucia	RU	Russian Federation		
CZ	Czech Republic	LJ	Liechtenstein	SD	Sudan		
DE	Germany	LK	Sri Lanka	SE	Sweden		
DK	Denmark	LR	Liberia	SG	Singapore		
EE	Estonia						

PROVIDING SERVICE TO A VEHICLE

The present invention relates to a system for providing service to a vehicle positioned at a service site and billing a person or company for the service provided. The service provided can be, for example, filling the fuel tank of the vehicle or washing the vehicle.

European patent No. 461 888 discloses automatically identifying a vehicle approaching a service site, providing service to the vehicle at the service site, and billing a person or company for the service provided. The known system relies on determining electronically whether an approaching vehicle is stopping for service and on identifying electronically the approaching vehicle as it enters into a service site. To this end the vehicle is provided with a passive tag which is activated by a signal from a site antenna that is always energized. When the service has been provided the transaction is registered and the costs associated with the service are billed.

In the known system, every approaching vehicle is identified, even when the driver passes through the service site in order to visit a shop or a toilet that is present on the premises. Furthermore, special precautions have to be taken to prevent any other nearby service site from identifying the vehicle after it has been identified by the service site where it stops.

The present invention provides a system and a method for providing service to a vehicle positioned at a service site wherein the driver manually starts the process of identifying the vehicle, and wherein in addition the transaction itself is monitored as well.

- 2 -

To this end the system for providing service to a vehicle positioned at a service site and billing a person or company for the service provided according to the present invention is a system wherein the vehicle is provided with a vehicle processing unit which includes a receiver-transmitter connected to a vehicle antenna and with means for manually activating the vehicle processing unit, and wherein the service site comprises means for providing service, a site processing unit which includes a receiver-transmitter connected to a site antenna, which site processing unit includes means for registering the transaction and means for billing the person or company for the service provided, which system further comprises means for automatically correlating the act of servicing the vehicle with the vehicle.

The invention also relates to a method for providing service to a vehicle positioned at a service site and billing a person or company for the service provided, which method comprises the steps of

- (a) activating manually the vehicle processing unit which will transmit sufficient data to the site processing unit to allow identifying the vehicle;
- (b) allowing service provision to start if the vehicle has been authenticated and authorized;
- (c) automatically correlating the act of servicing the vehicle with the vehicle;
- (d) stopping service provision and closing the transaction;
- (e) registering the transaction, and billing the person or company for the service provided.

The invention will now be described by way of example in more detail with reference to the accompanying drawings, wherein

Figure 1 shows a first embodiment of the invention;
Figure 2 shows an alternative embodiment of the

- 3 -

invention; and

Figure 3 shows a further alternative embodiment of the invention.

Reference is made to Figure 1 showing a first
5 embodiment of the invention. A vehicle 1 is parked at a service site 2 provided with means for providing service. In this case, the means for providing service is a fuel pump 3 which is provided with a supply hose 4 and a fill pistol 5.

10 The vehicle 1 is provided with a vehicle processing unit 10, a vehicle antenna 12, and with means (not shown) for manually activating the vehicle processing unit 10. The antenna 12 is connected by means of an electric conduit 14 to a receiver-transmitter (not shown) which is
15 part of the vehicle processing unit 10. The means for manually activating the vehicle processing unit 10 is for example the vehicle's contact switch, so designed that when the contact is turned off for a pre-determined period, for example 10 seconds, the vehicle processing
20 unit 10 is activated.

The vehicle is further provided with a fuel tank 15 having an inlet 16.

The service site 2 comprising the fuel pump 3, further comprises a site processing unit 20 and a site
25 antenna 22. The site antenna 22 is connected to a receiver-transmitter (not shown) which is part of the site processing unit 20 by means of an electric conduit 24. In this case the site antenna 22 is located sub-surface.

30 The site processing unit is provided with data storage means (not shown) which contain data required to identify and to authenticate the vehicle. The site processing unit also includes means (not shown) for authorizing the vehicle 1, means (not shown) for
35 registering the transaction and means (not shown) for

- 4 -

billing the person or company for the service provided.

The system further comprises separate means for automatically correlating the act of servicing the vehicle 1 with the vehicle 1. In this case, the fill
5 pistol 5 is provided with a passive tag 30 and the vehicle 1 is provided with a secondary antenna 33 located on the vehicle 1. The secondary antenna is connected to the vehicle processing unit 10 by means of electric
10 conduit 34. Suitably the secondary antenna 33 is located at or near the inlet 16 of the fuel tank 15 of the vehicle 1. The vehicle 1 is furthermore provided with means (not shown) for energizing the passive tag 30, which means are activated by the vehicle processing
15 unit 10.

During normal operation, the approaching vehicle 1 is not detected. Only when the vehicle 1 has stopped at the service site 2 and when the driver has activated manually the vehicle processing unit 10, a two-way exchange of
20 information between the vehicle processing unit 10 and the site processing unit 20 starts. The two-way exchange of information is done via the respective receivers-transmitters connected to the antennae 12 and 22.

The information from the vehicle processing unit 10 allows the site processing unit 20 to identify the
25 vehicle 1 and subsequently to authenticate it by comparing the data provided by the vehicle processing unit 10 with the relevant data available to the site processing unit 20. When the vehicle 1 has been authenticated, it is authorized.

30 When the vehicle 1 has been authorized, providing the service can start. In this case the fuel pump 3 is released by the site processing unit 20 for filling the fuel tank 15 of the vehicle 1.

When inserting the fill pistol 5 into the inlet 16 of
35 the fuel tank 15 of the vehicle 1, the means for

- 5 -

energizing the passive tag provide energy to activate the passive tag 30 on the filling pistol 5. The signal provided by the activated passive tag 30 is received by the secondary antenna 33 on the vehicle and is passed to the vehicle processing unit 10. From there the information is relayed to the site processing unit 20 via the respective receiver-transmitters and antennae 12 and 22. This information enables the site processing unit 20 to continuously and automatically correlate the act of servicing the vehicle 1 with the vehicle itself. This correlation is done separately from the information exchange needed to authenticate the vehicle.

This provision enables prevention of fraud, and it also reduces the chances of filling the tank with the wrong fuel (for example diesel fuel in the tank of a vehicle provided with an Otto engine).

It is also possible that the site processing unit 20 interrupts supplying fuel when the distance between the passive tag 30 and the secondary antenna 33 exceeds a predetermined distance. In this way spilling of fuel can be prevented, and also fraud can be prevented.

Reference is made to Figure 2 showing an alternative embodiment of the invention. In this alternative embodiment the vehicle 1 is not provided with a secondary antenna. To allow the correlation, the separate means for automatically correlating the act of servicing the vehicle 1 with the vehicle itself comprise an active tag 40 located at the means for providing service, which is in this case the filling pistol 5. The active tag 40 is activated during the provision of the service, filling the fuel tank 15 of the vehicle 1. The unique signal emitted by the active tag 40 is received by the site antenna 22 and passed on to the site processing unit 20, which can so correlate the act of servicing the vehicle 1 with the vehicle itself, separately from authenticating

- 6 -

the vehicle.

The above described embodiments can as well be used for a car wash unit in stead of a fuel pump.

Reference is made to Figure 3, showing an embodiment of the invention which is only applicable for a fuel pump. In this embodiment the separate means for automatically correlating the act of servicing the vehicle with the vehicle comprise a fuel tank level gauge 50 which is connected to the vehicle processing unit 10. During filling the liquid level in the fuel tank 15 raises and the signal of the fuel tank level gauge 50 is passed on to the site processing unit 20 via the vehicle processing unit 10. In this way the site processing unit can correlate the act of servicing the vehicle 1 with the vehicle itself, separately from authenticating the vehicle.

The vehicle can be provided with a credit card reading-writing unit (not shown) which allows billing the costs for the service provided by means of the normal routine of paying by means of a credit card. In place of the credit card, a chip card can be used or a pre-charged electronic purse.

The data transmitted by the vehicle processing unit may include odometer readings. It can also include vehicle status information.

The site processing unit 20 contains information on products and associated costs and on services and associated costs. It can further contain customer details, traffic- and weather information, and routing information. This information can be passed on to the vehicle processing unit and the costs will be charged. Furthermore the site processing unit may contain a facility for electronic mail which the driver can use through his vehicle processing unit.

- 7 -

If required, the two-way communication between the vehicle processing unit and the site processing unit may be in the form of coded or encrypted communication.

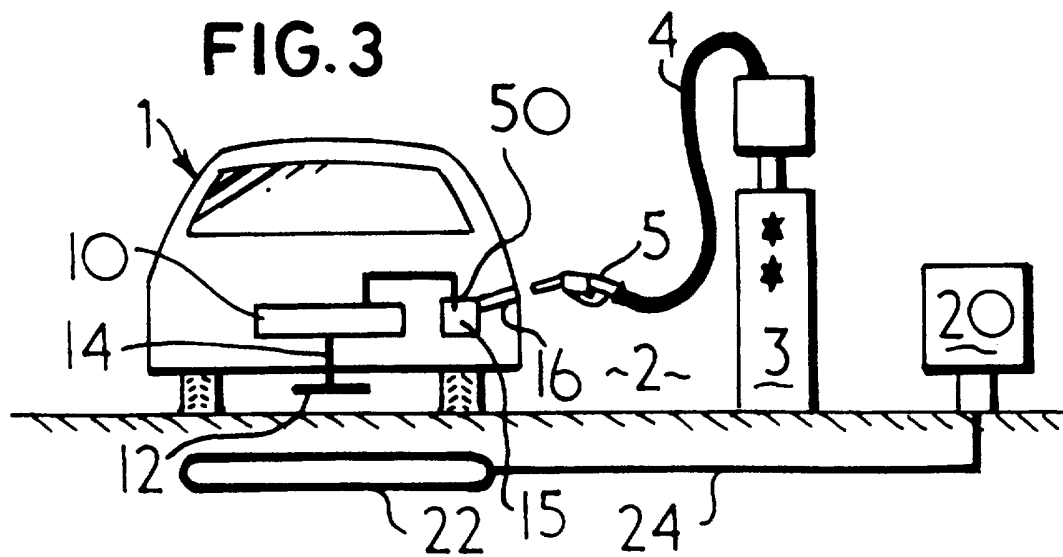
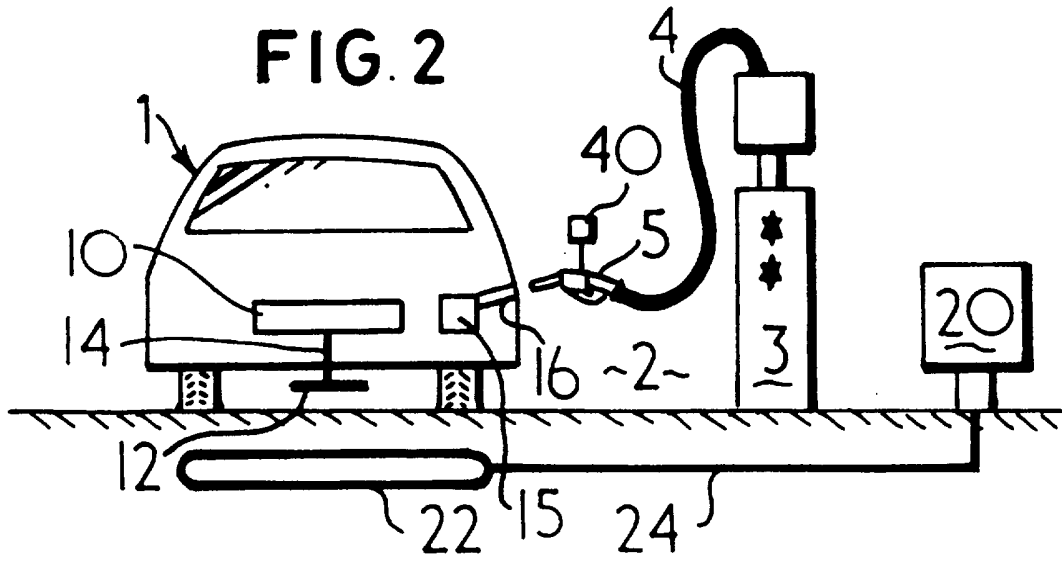
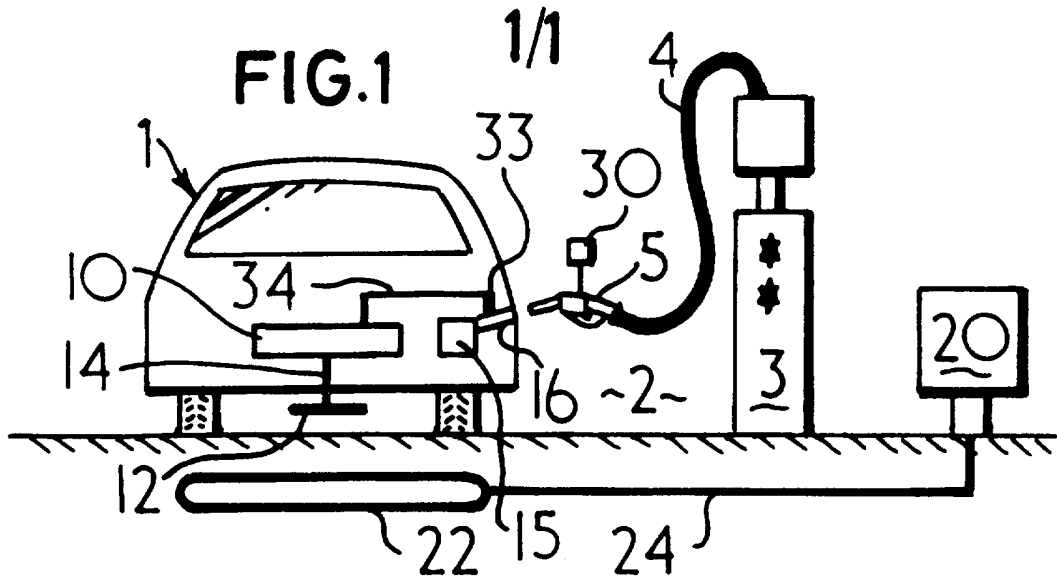
5 The communication can be done by means of inductive loop communication or by means of radio communication.

C L A I M S

1. System for providing service to a vehicle positioned at a service site and billing a person or company for the service provided, wherein the vehicle is provided with a vehicle processing unit which includes a receiver-transmitter connected to a vehicle antenna and with means for manually activating the vehicle processing unit, and wherein the service site comprises means for providing service, a site processing unit which includes a receiver-transmitter connected to a site antenna, which site processing unit includes means for registering the transaction and means for billing the person or company for the service provided, which system further comprises means for automatically correlating the act of servicing the vehicle with the vehicle.
2. System according to claim 1, wherein the means for automatically correlating the act of servicing the vehicle with the vehicle comprise a passive tag located at the means for providing service, and on the vehicle means for energizing the passive tag and a secondary antenna connected to the vehicle processing unit.
3. System according to claim 1, wherein the means for automatically correlating the act of servicing the vehicle with the vehicle comprise an active tag located at the means for providing service, which tag is activated during the provision of the service.
4. System according to claim 1, wherein the means for providing service is a fuel pump, and wherein the means for automatically correlating the act of servicing the vehicle with the vehicle comprise a fuel tank level gauge connected to the vehicle processing unit.

- 9 -

5. Method for providing service to a vehicle positioned at a service site and billing a person or company for the service provided, comprising the steps of
- 5 (a) activating manually the vehicle processing unit which will transmit sufficient data to the site processing unit to allow identifying the vehicle;
 - (b) allowing service provision to start if the vehicle has been authenticated and authorized;
 - 10 (c) automatically correlating the act of servicing the vehicle with the vehicle;
 - (d) stopping service provision and closing the transaction;
 - (e) registering the transaction, and billing the person or company for the service provided.



INTERNATIONAL SEARCH REPORT

International Application No
PCT/EP 97/01457

A. CLASSIFICATION OF SUBJECT MATTER IPC 6 G07C5/00 B67D5/33		
According to International Patent Classification (IPC) or to both national classification and IPC		
B. FIELDS SEARCHED		
Minimum documentation searched (classification system followed by classification symbols) IPC 6 G07C B67D G07F		
Documentation searched other than minimum documentation to the extent that such documents are included in the fields searched		
Electronic data base consulted during the international search (name of data base and, where practical, search terms used)		
C. DOCUMENTS CONSIDERED TO BE RELEVANT		
Category *	Citation of document, with indication, where appropriate, of the relevant passages	Relevant to claim No.
X	WO 90 12366 A (WISE WILLIAM H ;ROSS BRUCE D (US)) 18 October 1990 see abstract; claims; figures see page 18, line 1 - page 19, line 20 see page 47, line 28 - page 49, line 2	1,4,5
Y	---	2,3
X	US 4 263 945 A (VAN NESS BRADFORD O) 28 April 1981 see abstract; claims; figures see column 3, line 9 - column 4, line 49 see column 5, line 4 - column 7, line 8	1,3,5
A	---	2,4
Y	EP 0 618 557 A (PREH ELEKTRO FEINMECHANIK) 5 October 1994 see abstract; claims; figures	2

	-/--	
<input checked="" type="checkbox"/> Further documents are listed in the continuation of box C. <input checked="" type="checkbox"/> Patent family members are listed in annex.		
* Special categories of cited documents :		
A document defining the general state of the art which is not considered to be of particular relevance *E* earlier document but published on or after the international filing date *L* document which may throw doubts on priority claim(s) or which is cited to establish the publication date of another citation or other special reason (as specified) *O* document referring to an oral disclosure, use, exhibition or other means *P* document published prior to the international filing date but later than the priority date claimed	*T* later document published after the international filing date or priority date and not in conflict with the application but cited to understand the principle or theory underlying the invention *X* document of particular relevance; the claimed invention cannot be considered novel or cannot be considered to involve an inventive step when the document is taken alone *Y* document of particular relevance; the claimed invention cannot be considered to involve an inventive step when the document is combined with one or more other such documents, such combination being obvious to a person skilled in the art. *&* document member of the same patent family	
Date of the actual completion of the international search <p style="text-align: center;">4 July 1997</p>	Date of mailing of the international search report <p style="text-align: center;">18.07.97</p>	
Name and mailing address of the ISA European Patent Office, P.B. 5818 Patentlaan 2 NL - 2280 HV Rijswijk Tel. (+ 31-70) 340-2040, Tx. 31 651 epo nl, Fax (+ 31-70) 340-3016	Authorized officer <p style="text-align: center;">Meyl, D</p>	

INTERNATIONAL SEARCH REPORT

Int. Application No
PCT/EP 97/01457

C.(Continuation) DOCUMENTS CONSIDERED TO BE RELEVANT		
Category *	Citation of document, with indication, where appropriate, of the relevant passages	Relevant to claim No.
Y	FR 2 600 318 A (CGA HBS) 24 December 1987 see abstract; claims; figures see page 2, line 17 - page 3, line 22	3
A	---	1,2,5
A	GB 2 224 418 A (RIGBY ELECTRONICS LIMITED) 2 May 1990 see abstract; claims; figures see page 1, line 17 - page 2, line 5	1,2,5
A	---	1-5
A	EP 0 476 858 A (RYAN MICHAEL C) 25 March 1992 see abstract; claims; figures	1-5
A	---	1-5
A	US 5 156 198 A (HALL GERALD L) 20 October 1992	1-5
A	---	1-5
A	US 5 343 906 A (TIBBALS III HARRY F) 6 September 1994	1-5
A	-----	1-5

INTERNATIONAL SEARCH REPORT

Information on patent family members

International Application No
PCT/EP 97/01457

Patent document cited in search report	Publication date	Patent family member(s)	Publication date
WO 9012366 A	18-10-90	NONE	
US 4263945 A	28-04-81	NONE	
EP 0618557 A	05-10-94	DE 4310531 A	06-10-94
		JP 6325290 A	25-11-94
		US 5493291 A	20-02-96
FR 2600318 A	24-12-87	NONE	
GB 2224418 A	02-05-90	NONE	
EP 0476858 A	25-03-92	US 5204819 A	20-04-93
		AT 145387 T	15-12-96
		AU 643063 B	04-11-93
		AU 8278991 A	05-03-92
		CA 2049874 A	28-02-92
		DE 69123211 D	02-01-97
		DE 69123211 T	12-06-97
		ES 2098327 T	01-05-97
US 5156198 A	20-10-92	NONE	
US 5343906 A	06-09-94	NONE	