



US00D701635S

(12) **United States Design Patent**
Lim

(10) **Patent No.:** **US D701,635 S**

(45) **Date of Patent:** **** Mar. 25, 2014**

- (54) **LIGHT FIXTURE**
- (71) Applicant: **Chin Lim**, Monterey Park, CA (US)
- (72) Inventor: **Chin Lim**, Monterey Park, CA (US)
- (73) Assignee: **Chin K. Lim**, Monterey Park, CA (US)
- (**) Term: **14 Years**

D584,440 S *	1/2009	Allen	D26/76
D596,784 S *	7/2009	Silver	D26/91
D605,333 S *	12/2009	Miranda	D26/88
D605,336 S *	12/2009	Miranda	D26/90
D619,291 S *	7/2010	Thevenot	D26/75
D634,887 S *	3/2011	Kitts	D26/143
D641,911 S *	7/2011	Gutting	D26/88
D671,670 S *	11/2012	Sonneman	D26/90
D674,954 S *	1/2013	Sonneman	D26/88
D674,955 S *	1/2013	Sonneman	D26/88

- (21) Appl. No.: **29/460,168**
 - (22) Filed: **Jul. 9, 2013**
 - (51) **LOC (10) Cl.** **26-03**
 - (52) **U.S. Cl.**
USPC **D26/88; D26/82**
 - (58) **Field of Classification Search**
USPC D26/72, 80-84, 88-91, 118, 120;
362/147, 404-408
- See application file for complete search history.

* cited by examiner

Primary Examiner — Clare E Heflin

(74) *Attorney, Agent, or Firm* — Chin Lim

(57) **CLAIM**

The ornamental design for a light fixture, as shown and described.

DESCRIPTION

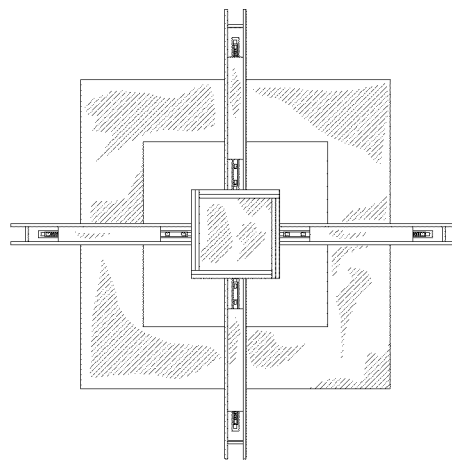
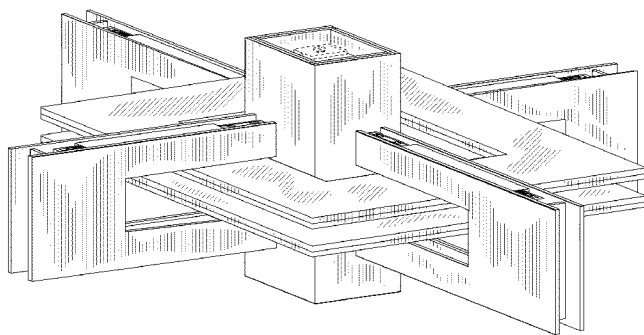
FIG. 1 is a front perspective view of the light fixture of the present invention;
 FIG. 2 is a top plan view of the light fixture of FIG. 1;
 FIG. 3 is a front view of the light fixture of FIG. 1, wherein the back, left, and right views are the same; and,
 FIG. 4 is a bottom plan view of the light fixture of FIG. 1.
 The broken line showing an electrical control module forms no part of the claimed design.

(56) **References Cited**

U.S. PATENT DOCUMENTS

D242,065 S *	10/1976	Glassman	D26/82
D252,594 S *	8/1979	Glassman	D26/80
4,433,363 A *	2/1984	Weber	362/86
D294,068 S *	2/1988	Platner	D26/81
D481,484 S *	10/2003	Cuevas et al.	D26/84

1 Claim, 3 Drawing Sheets



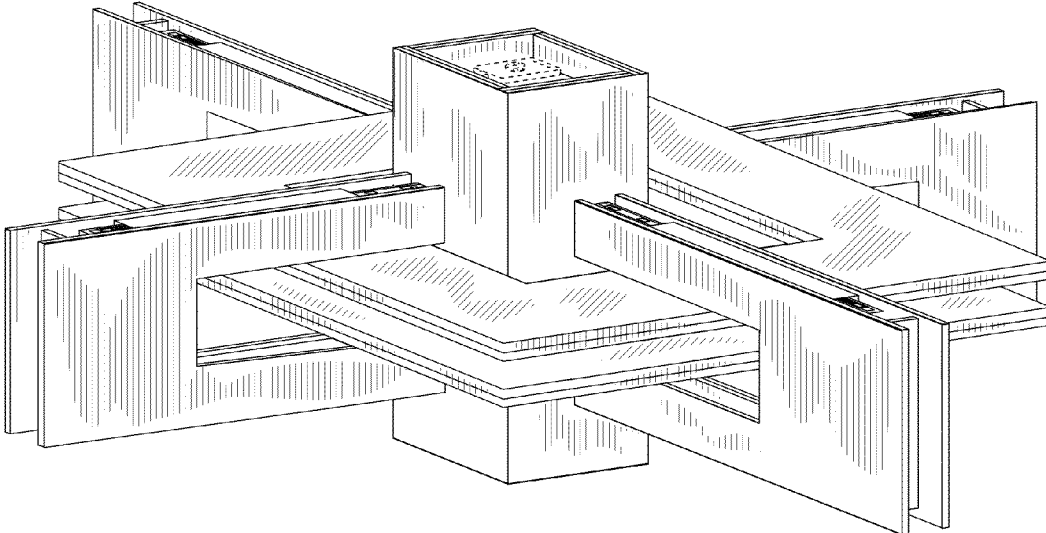


FIG. 1




FIG. 2




FIG. 3

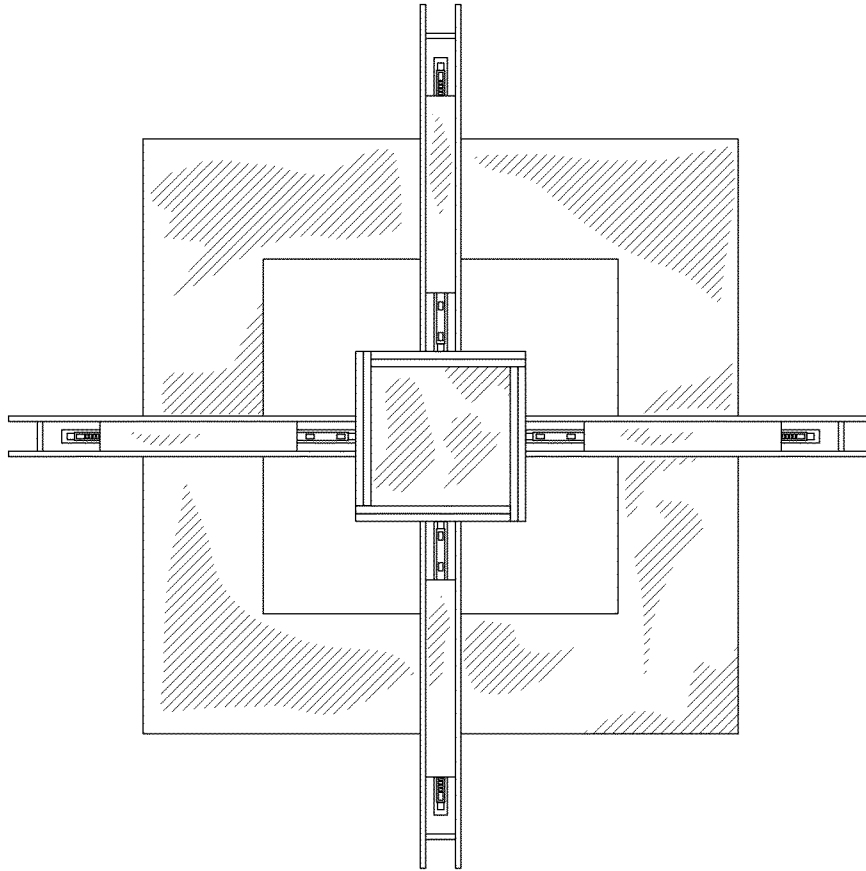


FIG. 4