



(86) Date de dépôt PCT/PCT Filing Date: 1999/05/24
(87) Date publication PCT/PCT Publication Date: 1999/12/02
(45) Date de délivrance/Issue Date: 2008/07/08
(85) Entrée phase nationale/National Entry: 2000/11/21
(86) N° demande PCT/PCT Application No.: US 1999/011464
(87) N° publication PCT/PCT Publication No.: 1999/061026
(30) Priorités/Priorities: 1998/05/27 (US60/086,921);
1998/07/21 (GB9815800.9)

(51) Cl.Int./Int.Cl. *A61K 31/535* (2006.01),
A61K 9/20 (2006.01), *A61K 9/28* (2006.01),
A61P 31/18 (2006.01)
(72) Inventeurs/Inventors:
BATRA, UDIT, US;
HIGGINS, RAYMOND J., US;
THOMPSON, KAREN C., US;
KATDARE, ASHOK V., US
(73) Propriétaire/Owner:
MERCK & CO., INC., US
(74) Agent: GOWLING LAFLEUR HENDERSON LLP

(54) Titre : FORMULATION DE COMPRIME D'EFAVIRENZ
(54) Title: EFAVIRENZ COMPRESSED TABLET FORMULATION

(57) Abrégé/Abstract:

This invention relates to a 50 % drug loaded compressed tablet formulation for efavirenz. Efavirenz is a non-nucleoside reverse transcriptase inhibitor being studied clinically for use in the treatment of HIV infections and AIDS.

**PCT**WORLD INTELLECTUAL PROPERTY ORGANIZATION
International Bureau

INTERNATIONAL APPLICATION PUBLISHED UNDER THE PATENT COOPERATION TREATY (PCT)

<p>(51) International Patent Classification ⁶ : A61K 31/535, 9/20</p>	<p>A1</p>	<p>(11) International Publication Number: WO 99/61026</p> <p>(43) International Publication Date: 2 December 1999 (02.12.99)</p>					
<p>(21) International Application Number: PCT/US99/11464</p> <p>(22) International Filing Date: 24 May 1999 (24.05.99)</p> <p>(30) Priority Data:</p> <table border="0"> <tr> <td>60/086,921</td> <td>27 May 1998 (27.05.98)</td> <td>US</td> </tr> <tr> <td>9815800.9</td> <td>21 July 1998 (21.07.98)</td> <td>GB</td> </tr> </table> <p>(71) Applicant (for all designated States except US): MERCK & CO., INC. [US/US]; 126 East Lincoln Avenue, Rahway, NJ 07065 (US).</p> <p>(72) Inventors; and</p> <p>(75) Inventors/Applicants (for US only): BATRA, Udit [US/US]; 126 East Lincoln Avenue, Rahway, NJ 07065 (US). HIGGINS, Raymond, J. [US/US]; 126 East Lincoln Avenue, Rahway, NJ 07065 (US). THOMPSON, Karen, C. [US/US]; 126 East Lincoln Avenue, Rahway, NJ 07065 (US). KATDARE, Ashok, V. [US/US]; 126 East Lincoln Avenue, Rahway, NJ 07065 (US).</p> <p>(74) Common Representative: MERCK & CO., INC.; 126 East Lincoln Avenue, Rahway, NJ 07065 (US).</p>	60/086,921	27 May 1998 (27.05.98)	US	9815800.9	21 July 1998 (21.07.98)	GB	<p>(81) Designated States: AE, AL, AM, AU, AZ, BA, BB, BG, BR, BY, CA, CN, CU, CZ, EE, GD, GE, HR, HU, ID, IL, IN, IS, JP, KG, KR, KZ, LC, LK, LR, LT, LV, MD, MG, MK, MN, MX, NO, NZ, PL, RO, RU, SG, SI, SK, SL, TJ, TM, TR, TT, UA, US, UZ, VN, YU, ZA, ARIPO patent (GH, GM, KE, LS, MW, SD, SL, SZ, UG, ZW), Eurasian patent (AM, AZ, BY, KG, KZ, MD, RU, TJ, TM), European patent (AT, BE, CH, CY, DE, DK, ES, FI, FR, GB, GR, IE, IT, LU, MC, NL, PT, SE), OAPI patent (BF, BJ, CF, CG, CI, CM, GA, GN, GW, ML, MR, NE, SN, TD, TG).</p> <p>Published</p> <p><i>With international search report.</i></p> <p><i>Before the expiration of the time limit for amending the claims and to be republished in the event of the receipt of amendments.</i></p>
60/086,921	27 May 1998 (27.05.98)	US					
9815800.9	21 July 1998 (21.07.98)	GB					
<p>(54) Title: EFAVIRENZ COMPRESSED TABLET FORMULATION</p>							
<p>(57) Abstract</p> <p>This invention relates to a 50 % drug loaded compressed tablet formulation for efavirenz. Efavirenz is a non-nucleoside reverse transcriptase inhibitor being studied clinically for use in the treatment of HIV infections and AIDS.</p>							

TITLE OF THE INVENTION

EFAVIRENZ COMPRESSED TABLET FORMULATION

BACKGROUND OF THE INVENTION

5 This invention relates to a compressed tablet formulation for efavirenz, which is 50 percent by weight drug loaded and can optionally be film coated. Efavirenz is a non-nucleoside reverse transcriptase inhibitor being studied clinically for use in the treatment of HIV infections and AIDS. A process for the manufacture of the
10 compressed tablet is also disclosed.

 The synthesis of efavirenz and structurally similar reverse transcriptase inhibitors are disclosed in US Patents 5,519,021, 5,663,169, 5,665,720 and the corresponding PCT International Patent Application WO 95/20389, which published on August 3, 1995. Additionally, the
15 asymmetric synthesis of an enantiomeric benzoxazinone by a highly enantioselective acetylide addition and cyclization sequence has been described by Thompson, *et al.*, *Tetrahedron Letters* 1995, 36, 8937-8940, as well as the PCT publication, WO 96/37457, which published on November 28, 1996.

20 Additionally, several applications have been filed which disclose various aspects of the synthesis of(-)-6-chloro-4-cyclopropyl-ethynyl-4-trifluoromethyl-1,4-dihydro-2H-3,1-benzoxazin-2-one including: 1) a process for making the chiral alcohol, U.S. 5,998,625; 2) the chiral additive, U.S. 5,856,492; 3) the cyclization reaction, U.S. 5,922,864; and the anti-solvent
25 crystallization procedure, U.S. 5,965,729.

 The compressed tablet is an improved formulation which
30 allows one to utilize a tablet over a capsule. The compressed tablet has been demonstrated to have comparable bioavailability data to that seen with the capsule. The key feature of the formulation is the use of a superdisintegrant and disintegrant intragranularly to achieved a bioequivalent formulation. The compressed tablet form was difficult to

manage as efavirenz is fragile and the drug loses crystallinity upon compression. This was overcome by adding lactose extragranularly.

SUMMARY OF THE INVENTION

5 The instant invention relates to a compressed tablet of efavirenz which is a 50 percent drug loaded formulation.

 The instant invention also relates to the process for manufacture of the compressed tablet using a wet granulation method.

10 DETAILED DESCRIPTION OF THE INVENTION

 The instant invention relates to a compressed tablet of efavirenz formulation which is 50 percent by weight drug loaded and can optionally be film coated.

 The compressed tablet comprises: efavirenz,
15 filler/disintegrant, superdisintegrant, binder, surfactant, filler/compression aid, lubricant, and solvent, wherein of efavirenz is about 50% by weight of the total composition of the compressed tablet.

 The efavirenz concentration can be varied from about 1 to about 75 % by changing the concentration of remaining excipients.
20 Furthermore, changing the tooling can give a wide ranges of doses, e.g. a 20 mg dose in a 40 mg tablet, a 300 mg dose in a 600 mg tablet, or a 600 mg dose in a 1200 mg compressed tablet, with the same composition. Removing the lactose from the formulation gives about 70 % drug in the formulation giving a 600 mg dose in a 860 mg compressed tablet. These
25 variations are very straightforward to effect. This formulation will allow one to formulate efavirenz as a single 600 mg dose as an 860 mg compressed tablet, where as a capsule formulation requires the administration of at least two capsules to dose with 600 mg of efavirenz.

 The invention contemplates the use of any
30 pharmaceutically acceptable fillers/compression aids, disintegrants, super-disintegrants, lubricants, binders, surfactants, film coatings, and solvents. Examples of these components are set forth below and are described in more detail in the Handbook of Pharmaceutical Excipients, Second Edition, Ed. A. Wade and P.J. Weller, 1994, The Pharmaceutical
35 Press, London, England.

Fillers and compression aid concentrations can be varied between about 5% to about 80% to complement the drug amount.

Examples of fillers/compression aids include: lactose, calcium carbonate, calcium sulfate, compressible sugars, dextrates, dextrin, 5 dextrose, calcium phosphate, kaolin, magnesium carbonate, magnesium oxide, maltodextrin mannitol, powdered cellulose, pregelatinized starch, and sucrose.

Examples of disintegrants include: alginic acid, carboxymethylcellulose calcium, carboxymethylcellulose sodium, 10 colloidal silicon dioxide, croscarmellose sodium, crospovidone, guar gum, magnesium aluminum silicate, methylcellulose, microcrystalline cellulose, polyacrilin potassium, powdered cellulose, pregelatinized starch, sodium alginate and starch.

Examples of fillers (also referred to as a diluent) include: 15 calcium carbonate, calcium sulfate, compressible sugars, confectioner's sugar, dextrates, dextrin, dextrose, dibasic calcium phosphate dihydrate, glyceryl palmitostearate, hydrogenated vegetable oil (type I), kaolin, lactose, magnesium carbonate, magnesium oxide, maltodextrin, mannitol, polymethacrylates, potassium chloride, powdered cellulose, 20 pregelatinized starch, sodium chloride, sorbitol, starch, sucrose, sugar spheres, talc and tribasic calcium phosphate.

Superdisintegrant concentration can be varied between about 1% to about 20% to complement the drug amount and obtain reasonable dissolution. Examples of super-disintegrants include the 25 disintegrants listed above, carboxymethylcellulose sodium, croscarmellose sodium, povidone, guar gum, polacrilin potassium, and pregelatinized starch.

Binder concentration can be varied between 1 and 10 % to complement the drug amount. Examples of binders include: acacia, 30 alginic acid, carbomer, carboxymethylcellulose sodium, dextrin, ethylcellulose, gelatin, guar gum, hydrogenated vegetable oil (type I), hydroxyethyl cellulose, hydroxypropyl cellulose, hydroxypropyl methylcellulose, liquid glucose, magnesium aluminaum silicate, maltodextrin, methylcellulose, polymethacrylates, povidone, 35 pregelatinized starch, sodium alginate, starch, and zein.

Examples of surfactants comprises anionic and cationic surfactants, such as sodium lauryl sulfate, docusate sodium (dioctyl sulfosuccinate sodium salt), benzalkonium chloride, benzethonium chloride, and cetrimide (alkyltrimethylammonium bromide, predominantly C₁₄ alkyl).

Examples of lubricants include: calcium stearate, glyceryl monostearate, glyceryl palmitostearate, hydrogenated castor oil, hydrogenated vegetable oil, light mineral oil, magnesium stearate, mineral oil, polyethylene glycol, sodium benzoate, sodium lauryl sulfate, sodium stearyl fumarate, stearic acid, talc and zinc stearate.

Examples of solvent comprises: water, ethanol or mixtures thereof.

The compressed tablet can also be film coated. Film coat concentration can be varied up to about 10 % to complement the drug amount, and preferably about 3.1% to about 3.3%. Film coating suspensions include combinations of one, two or three of the following components: carboxymethylcellulose sodium, carnauba wax, cellulose acetate phthalate, cetyl alcohol, confectioner's sugar, ethyl cellulose, gelatin, hydroxyethyl cellulose, hydroxypropyl cellulose, hydroxypropyl methylcellulose, liquid glucose, maltodextrin, methyl cellulose, microcrystalline wax, Opadry* and Opadry II, polymethacrylates, polyvinyl alcohol, shellac, sucrose, talc, titanium dioxide, and zein.

The preferred filler/disintegrant is microcrystalline cellulose. The preferred superdisintegrant is croscarmellose sodium. The preferred binder is hydroxypropyl cellulose. A preferred surfactant is sodium lauryl sulfate. The preferred diluent/compression aid is lactose hydrous spray dried. The preferred lubricant is magnesium stearate. The preferred solvent for formulating this compressed tablet is water. The preferred film coating comprises: hydroxypropylcellulose, hydroxypropyl methylcellulose, and titanium dioxide.

* Trademark

The 300 mg film coated efavirenz tablet contains:

Ingredient	Amt per tablet	Percent w/w
Core Tablet:		
efavirenz	300 mg	50
microcrystalline cellulose NF	120 mg	20
hydroxypropyl cellulose LF NF	19.2 mg	3.2
croscarmellose sodium	30 mg	5
sodium lauryl sulfate	6 mg	1
lactose hydrous spray dried (EG)	118.8 mg	19.8
magnesium stearate (EG)	6 mg	1
Film Coating Material per Tablet:	3.1% by wt	
hydroxypropyl cellulose LF NF	8.05 mg	1.4
hydroxypropyl methylcellulose USP 6CPS	8.05 mg	1.4
titanium dioxide USP	3.1 mg	0.3
Tablet Weight:	619.2 mg	

- A process for the preparation of a 50 % drug loaded compressed tablet comprising the following steps:
- 5 (a) blending efavirenz with a filler/disintegrant, super-disintegrant, binder and surfactant;
 - (b) adding at least 1.1% by weight of water per weight of efavirenz to wet granulate the blended mixture to
 - 10 agglomerate the mixture;
 - (c) drying the granulated mixture to a moisture content of about 0% to about 10%;
 - (d) milling the dried mixture to granulate to a uniform size;
 - (e) blending the milled mixture with a filler/compression aid;
 - 15 (f) lubricating the blended mixture with a lubricant; and
 - (g) compressing the lubricated mixture to a compressed tablet of the desired shape.

The process as recited above which comprises the additional step of film coating the compressed tablet with a film coating suspension

20 to produce the desired film coated compressed tablet.

The process as recited above wherein the granulated mixture is dried to a moisture content of about 2% to about 5%.

A process for the preparation of a 50 % drug loaded compressed tablet comprising the following steps:

- 5 (a) blending efavirenz with microcrystalline cellulose, sodium lauryl sulfate, hydroxypropyl cellulose and croscarmellose sodium;
- (b) adding at least 1.1 weight % water per weight of efavirenz to wet granulate the blended mixture for about 3 minutes to
10 about 8 minutes to agglomerate the mixture;
- (c) drying the granulated mixture to a moisture content of about 2% to about 5%;
- (d) milling the dried mixture to a granulate of about 250 μ to about 75 μ ;
- 15 (e) blending the milled mixture with lactose;
- (f) lubricating the blended mixture with magnesium stearate;
- (g) compressing the lubricated mixture to a compressed tablet of the desired shape; and
- (h) film coating the compressed tablet with a film coating
20 suspension to about 3.1% to about 3.3% of weight of compressed tablet.

The process as recited above wherein the blended mixture is wet granulated for about 6 minutes.

The process as recited above wherein the film coating
25 suspension comprising hydroxypropylcellulose, hydroxypropyl methylcellulose, and titanium dioxide.

Wet granulation can be conducted using granulator mixers, such as a Fielder*10 L high shear granulator mixer, a drum or pan granulator, and a fluid bed granulator. Granulation can also be
30 achieved by conducting dry granulation (without water) using a roller compaction process.

The drying step can be conducted using a Glatt WST-15 fluid bed drier or a tray drier.

The milling step can be conducted using mills such as a
35 Comil or a Fitz mill.

* Trademark

The lubricating and blending steps can be conducted in a V-blender or a ribbon blender.

The compression step to form the tablet can be done a variety of presses including a beta press, single station F-press, the 6-
5 station Korsh, etc.

Film coating can be performed in a Glatt Column coater, a smaller Hi-coater (9"- 12 " pan), etc.

The formulation also is bioequivalent to a capsule with a smaller dose (200 mg), and more bioavailable than other tablet
10 compositions. The advantages over the capsule include robust processing and sorting steps, smaller size with a larger dose, and market preference. The tablet composition also overcomes the expect loss of crystallinity of efavirenz by adding the lactose extra-granularly while maintaining the dissolution profile.

The increased drug loading often compromises the
15 dissolution profile of the drug. This hurdle was overcome by including the super-disintegrant intragranularly, as well as the disintegrant intragranularly. The lactose was added extra-granularly to maintain the crystallinity of efavirenz.

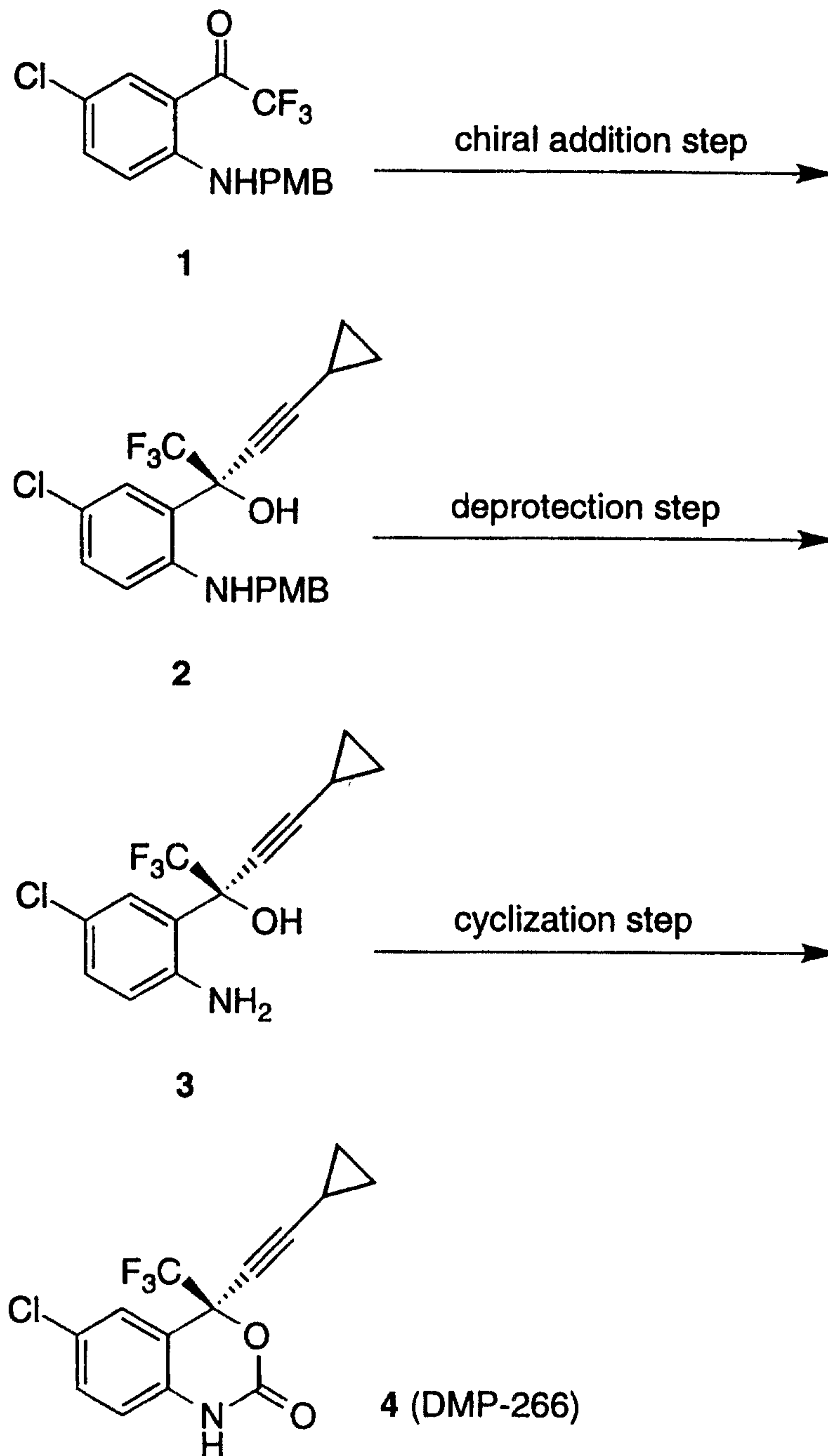
This formulation was determined to be bioequivalent to the
20 capsule formulation being used in clinical trials. The wet granulation process has been used to optimize the formulation such that about 80% dissolution of the drug occurs within 10 minutes in a 1% Sodium Dodecyl sulfate (SDS) solution, while stirring at a 50 rpm paddle speed.

25 Preparation of (-)-6-chloro-4-cyclopropylethynyl-4-trifluoromethyl-1,4-dihydro-2H-3,1-benzoxazin-2-one (currently referred to by its generic name efavirenz or code name DMP-266).

Scheme 1 outlines the key steps in the synthesis of (-)-6-
30 chloro-4-cyclopropylethynyl-4-trifluoromethyl-1,4-dihydro-2H-3,1-benzoxazin-2-one (efavirenz). The chiral addition step allows for the enantioselective addition of the cyclopropylacetylide across the trifluoromethylketone of 1. The p-methoxybenzyl (PMB)-protected amino alcohol, 2, produced is then deprotected to give the amino alcohol, 3. The

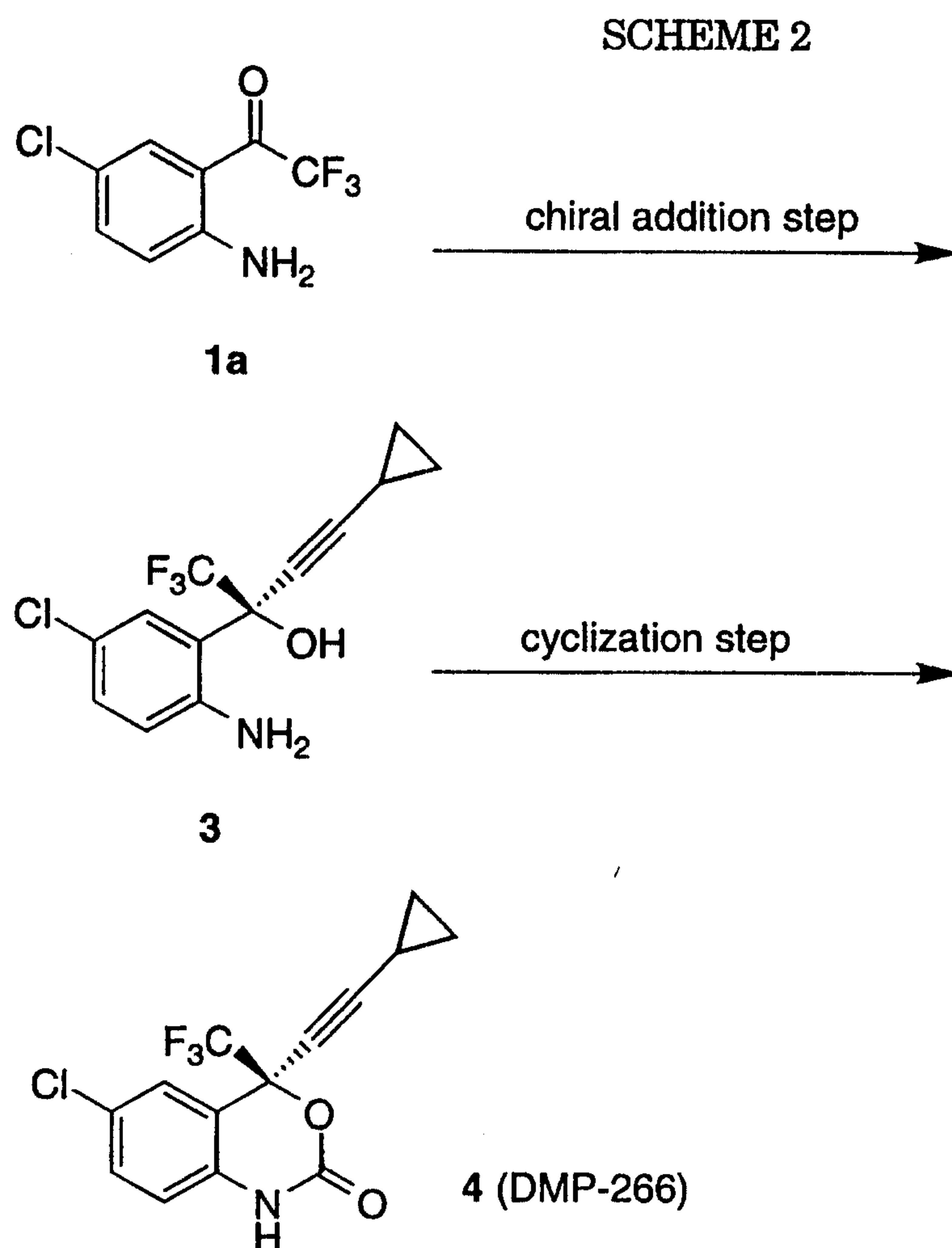
amino alcohol is then cyclized using a chloroformate and base to give efavirenz.

SCHEME 1



Scheme 2 outlines the preparation of efavirenz using an alternative process which is a chiral addition reaction. The new chiral addition reaction allows for the elimination of the protection-deprotection sequence as outlined in Scheme 1.

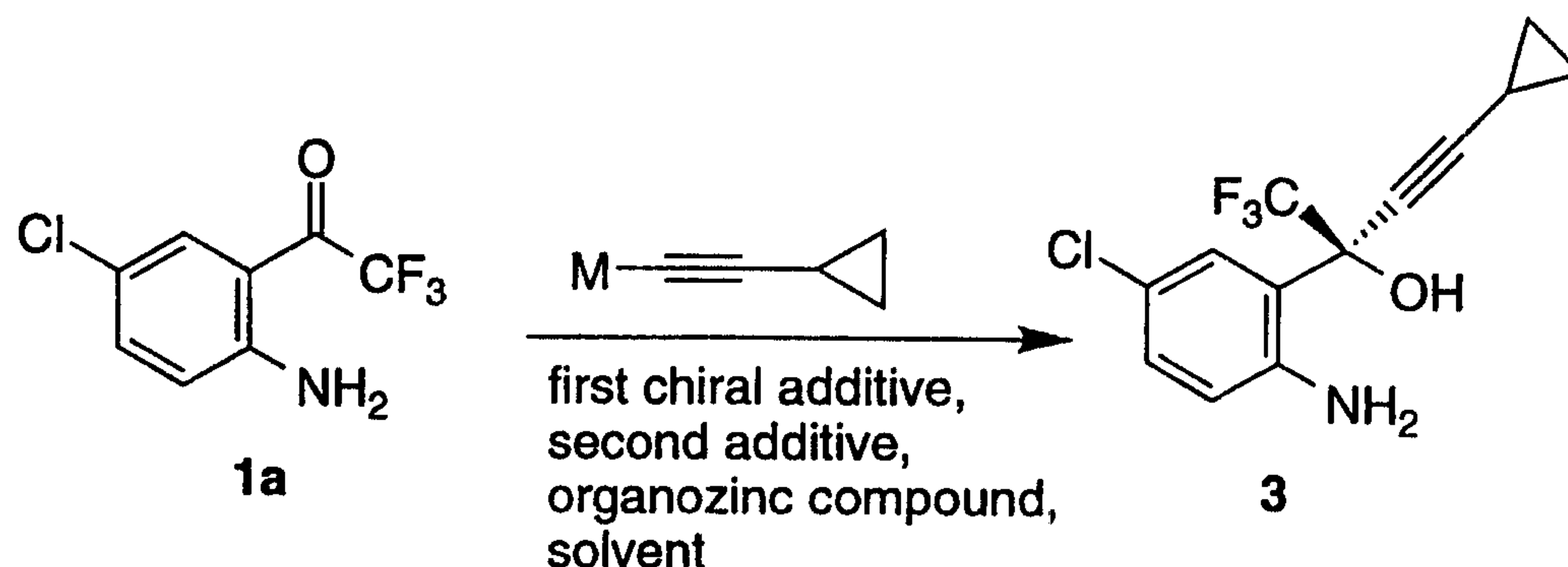
5



Scheme 3 describes the process for the synthesis of the chiral intermediate used in the preparation of efavirenz. This reaction has been demonstrated to work using about 1.2 equivalents of cyclopropylacetylene and chiral additive, much less than the prior methods. The numerous chiral additives have been run and give high yields with a commercially available chiral ligand, such as N-methyl ephedrine and N-pyrrolidinyl norephedrine.

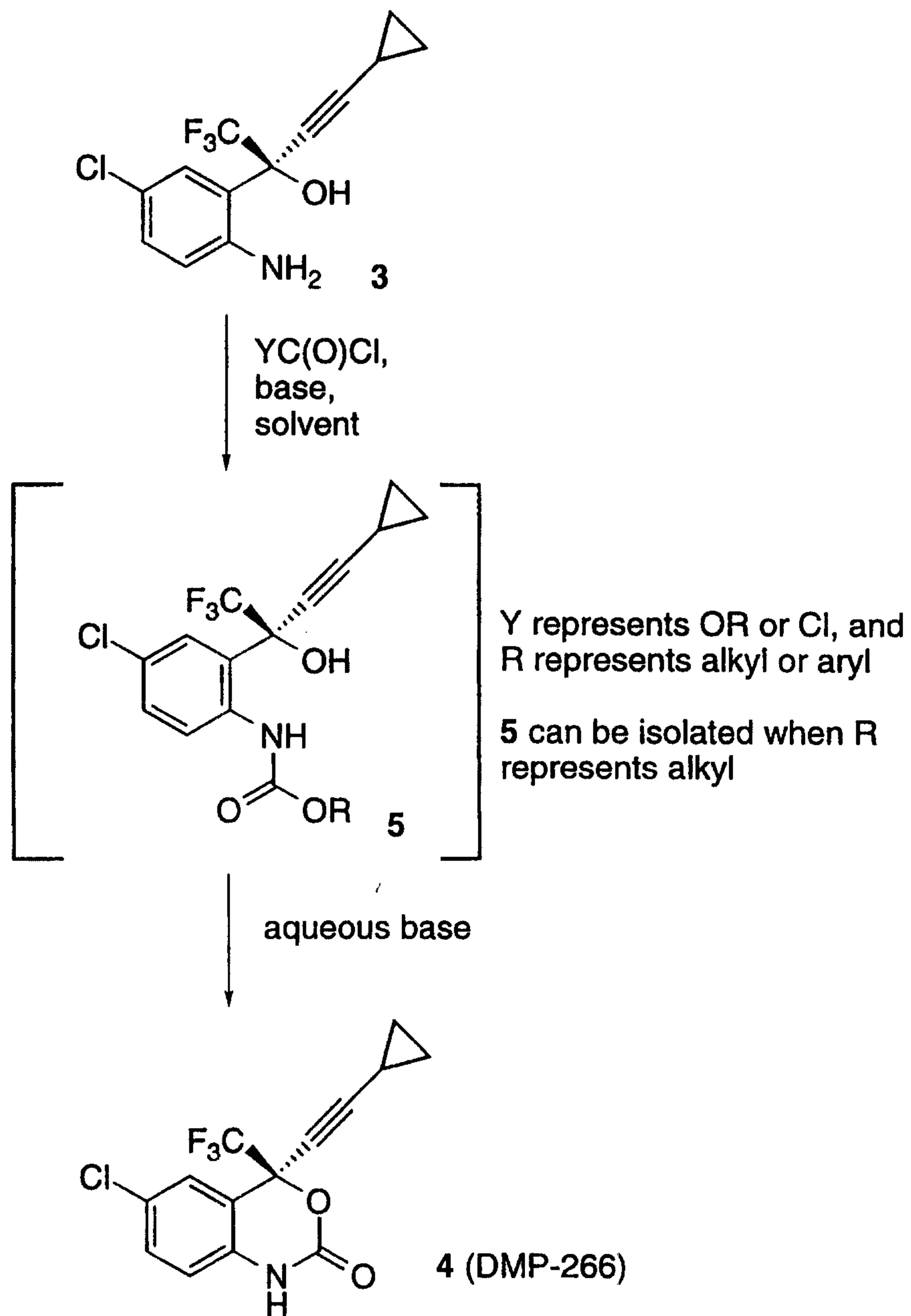
15

SCHEME 3



The cyclization of the amino alcohol, **3** to produce the 1,4-dihydro-2H-3,1-benzoxazin-2-one, **4** is outlined in Scheme 4 below. The reaction can be carried out as a one-step process, or alternatively a two step process with the potential isolation of the intermediate carbamate, **5** depending upon the chloroformate utilized. It has been demonstrated that the aryl chloroformates form less stable carbamates such that when they are treated with aqueous base they cyclize to the product, in a one-step process. The alkyl chloroformate, alternatively, provides an alkyl carbamate, a key intermediate capable of being isolated and purified prior to carrying out the cyclization step. Based upon the stability of the alkyl carbamates, a viable two step process for the preparation of efavirenz has been developed which comprises the formation of the alkyl carbamate intermediate, **5** followed by the cyclization of the carbamate to give the desired product, **4**. Additionally, it has been demonstrate that phosgene can also be used.

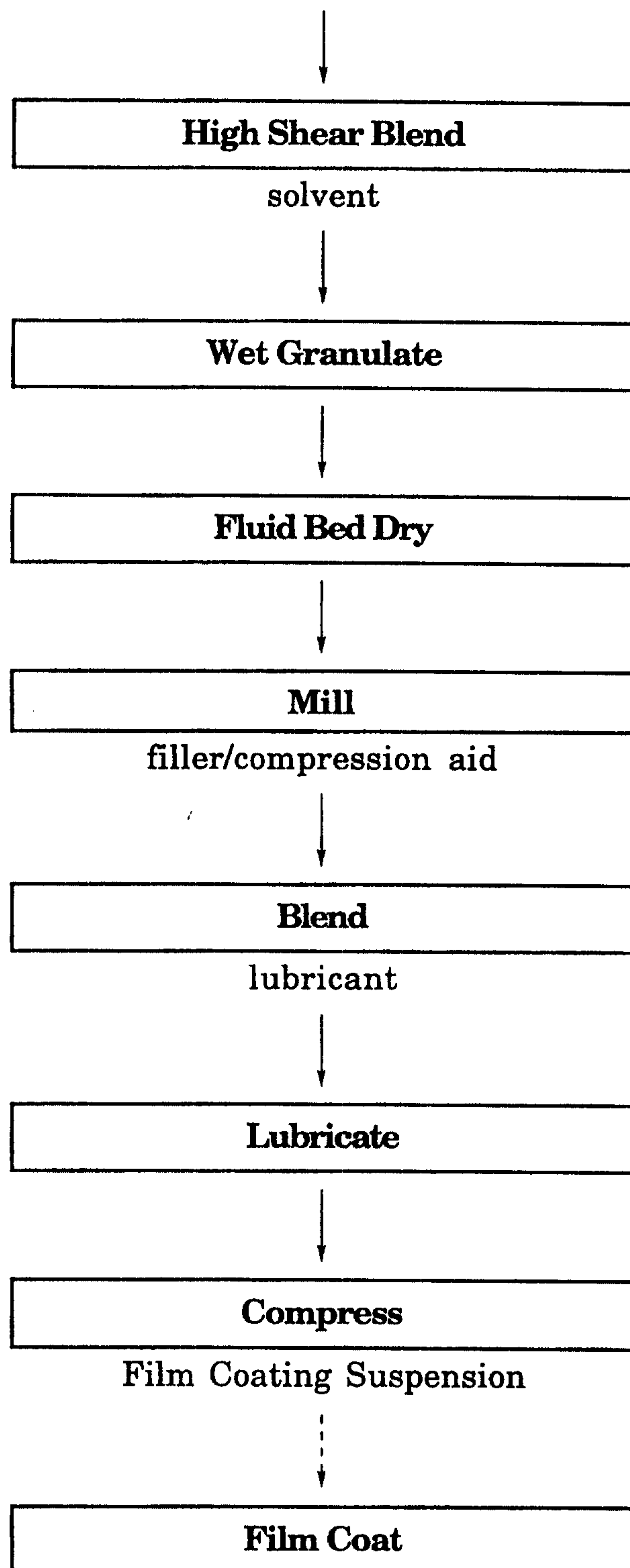
SCHEME 4



The compressed tablet is formulated following the sequence of steps outlined in Scheme 5.

SCHEME 5

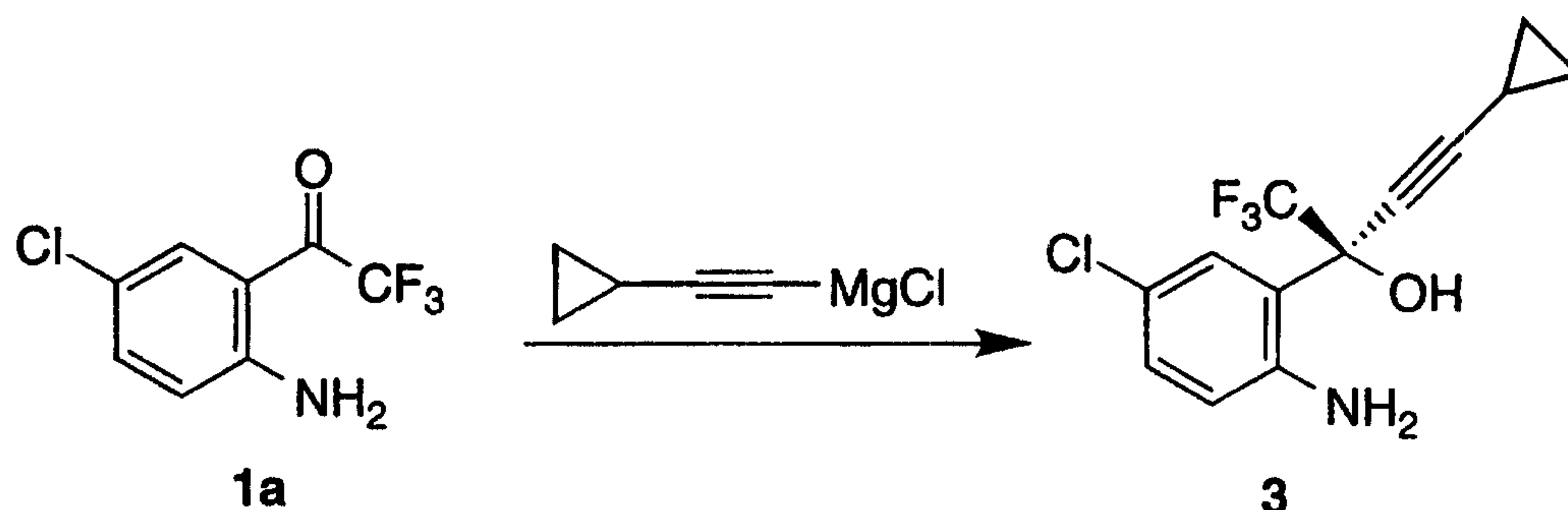
efavirenz, filler/disintegrant, superdisintegrant, binder, surfactant



The following examples are meant to be illustrative of the present invention. These examples are presented to exemplify the invention and are not to be construed as limiting the scope of the invention.

5

EXAMPLE 1



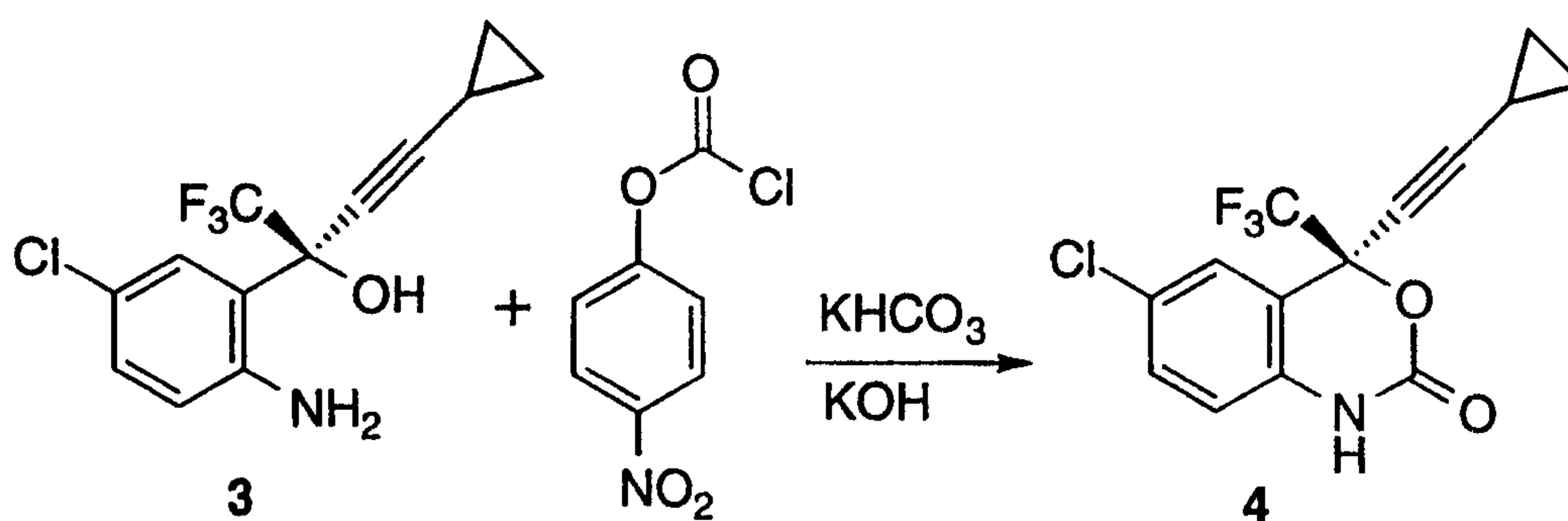
Materials	Amount	Mol	MW
Ketone 1a	1.00 kg g	4.47	223.58
(1R, 2S)-N-pyrrolidinylnorephedrine	1.35 kg	6.58	205.30
cyclopropyl acetylene	361.9 g	5.47	66.10
<i>n</i> -BuMgCl (2.0 M in THF)	2.68 L	5.37	
2,2,2-trifluoroethanol (99%)	429.5 g	4.29	100.04
ZnEt ₂ (0.892 M in hexane)	6.02 L	5.37	
THF	9.36 L		
30% K ₂ CO ₃	550 mL		
30% citric acid	2.0 L		
Toluene (for crystallization, 2 mL/g of 4)	2.6 L		
Heptane (for crystallization, 4 mL/g of 4)	5.2 L		

To a solution of trifluoroethanol and (1R, 2S)-N-pyrrolidinylnorephedrine in THF (9 L) under nitrogen is added a solution of diethylzinc in hexane at 0 °C slowly enough to keep the temperature below 30 °C. The mixture is stirred at room temperature for 0.5 ~ 1 h. In another dry flask a solution of chloromagnesium cyclopropyl acetylide is

10

prepared as follows: To neat cyclopropyl acetylene at 0 °C is added a solution of *n*-butylmagnesium chloride slowly enough to keep the internal temperature ≤ 30 °C. The solution is stirred at 0 °C for ~ 40 min and transferred to the zinc reagent *via* cannula with 0.36 L of THF as a wash. The mixture is cooled to -10 °C and ketoaniline 1a is added. The mixture is stirred at -2 to -8 °C for 35 h, warmed to room temperature, stirred for 3 h, and quenched with 30% potassium carbonate over 1.5 h. The mixture is stirred for 4 h and the solid is removed by filtration and washed with THF (2 cake volume). The wet solid still contains ~18 wt% of pyrrolidinylnorephedrine and is saved for further study. The filtrate and wash are combined and treated with 30% citric acid. The two layers are separated. The organic layer is washed with water (1.5 L). The combined aqueous layers are extracted with 2.5 L of toluene and saved for norephedrine recovery. The toluene extract is combined with the organic solution and is concentrated to ~ 2.5 L. Toluene is continuously fed and distilled till THF is not detectable by GC. The final volume is controlled at 3.9 L. Heptane (5.2 L) is added over 1 h. The slurry is cooled to 0 °C, aged for 1 h, and filtered. The solid is washed with heptane (2 cake volume) and dried to give 1.234 Kg (95.2% yield) of amino alcohol 3 as a white crystalline. The material is 99.8 A% pure and 99.3% ee.

EXAMPLE 2

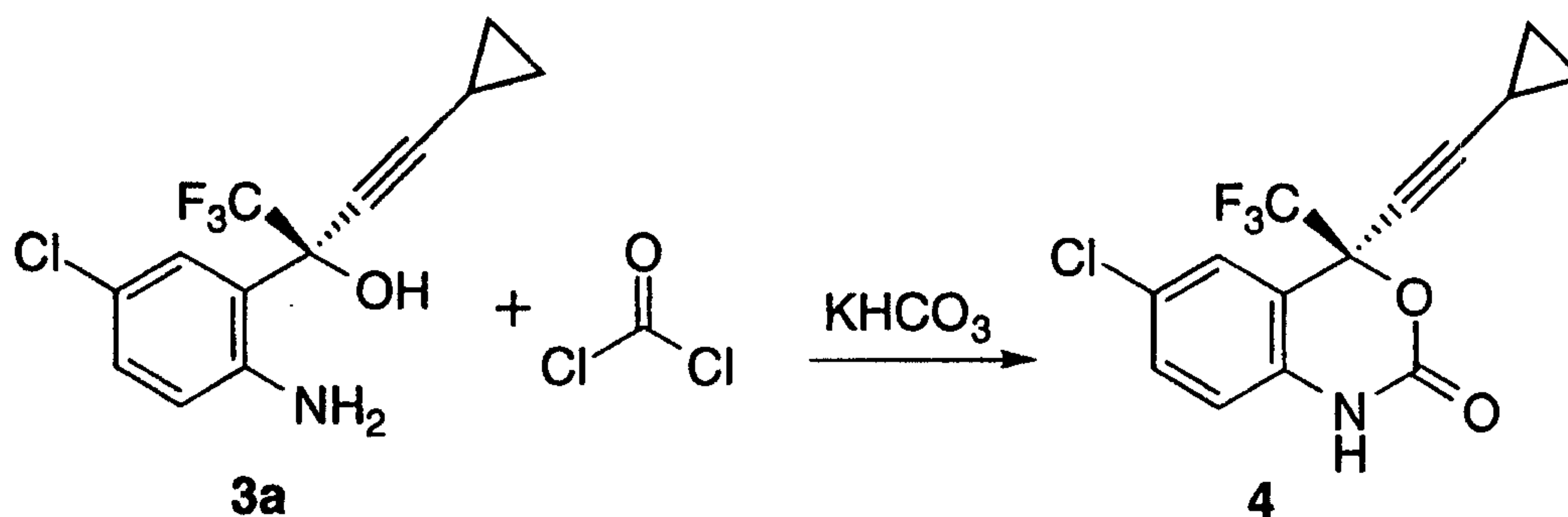


	FW	g	mL	mmol	equiv
amino alcohol 3	289	100		346	1
4-nitrophenylchloroformate	201.6	73.2		363	1.05
KHCO ₃	100	45		450	1.3
2N KOH	56		346	692	2.0
H ₂ O			654		
MTBE			500		

To a three necked round bottom flask, equipped with a mechanical stirrer, nitrogen line, and thermocouple, was charged the solid amino alcohol 3, MTBE (500 mL), and aqueous KHCO₃ (45 g in 654 mL H₂O). Solid 4-nitrophenyl chloroformate was added, in 4 batches, at 25°C. During the addition the solution pH was monitored. The pH was maintained between 8.5 and 4 during the reaction and ended up at 8.0. The mixture was stirred at 20-25°C for two hours. Aqueous KOH (2N) was added over 20 minutes, until the pH of the aqueous layer reached 11.0.

The layers were separated and 500 mL brine was added to the MTBE layer. 0.1 N Acetic acid was added until the pH was 6-7. The layers were separated and the organic phase was washed with brine (500 mL). At this point the mixture was solvent switched to EtOH/IPA and crystallized as recited in Examples 5 and 6.

EXAMPLE 3



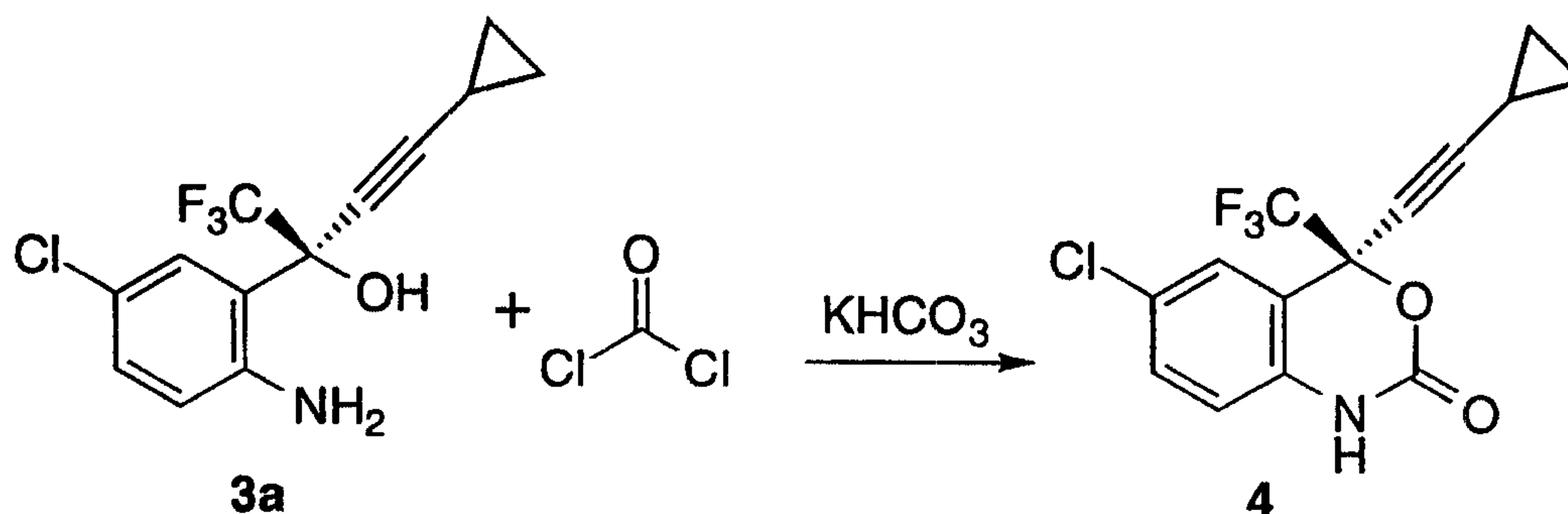
	FW	g	mL	mmol	equiv
amino alcohol 3a	289	100		346	1
phosgene (20 wt% in toluene)	99	41	216	415	1.2
KHCO ₃	100	86.5		865	2.5
H ₂ O			500		
Toluene			500		

To a three necked round bottom flask, equipped with a mechanical stirrer, nitrogen line, and thermocouple, was charged the solid amino alcohol **3a**, toluene (500 mL), and aqueous KHCO₃ (86.5 g in 500 mL H₂O). Phosgene solution in toluene was added at 25°C, and the mixture was stirred at 20-25°C for two hours.

The layers were separated and the organic phase was washed with brine (500 mL). At this point the mixture was solvent switched to EtOH/IPA and crystallized as recited in Examples 5 and 6.

10

EXAMPLE 4



	FW	g	mL	mmol	equiv
amino alcohol 3a	289	100		346	1
phosgene (gas)	99				
KHCO ₃	100	86.5		865	2.5
H ₂ O			500		
MTBE			500		

To a three necked round bottom flask, equipped with a mechanical stirrer, nitrogen line, and thermocouple, was charged the

solid amino alcohol **3a**, MTBE (500 mL), and aqueous KHCO₃ (86.5 g in 500 mL H₂O). Phosgene gas was slowly passed into the solution at 25°C, until the reaction was complete.

The layers were separated and the organic phase was washed with brine (500 mL). At this point the mixture was solvent switched to EtOH/IPA and crystallized as recited in Examples 5 and 6.

EXAMPLE 5

Crystallization of efavirenz from 30% 2-Propanol in Water using a ratio of 15 ml solvent per gram efavirenz Using Controlled Anti-Solvent Addition on a 400 g Scale.

400 g. of efavirenz starting material is dissolved in 1.8 L of 2-propanol. The solution is filtered to remove extraneous matter. 1.95 L of deionized (DI) water is added to the solution over 30 to 60 minutes. 10 g. to 20 g. of efavirenz seed (Form II wetcake) is added to the solution. The seed bed is aged for 1 hour. The use of Intermig agitators is preferred to mix the slurry. If required (by the presence of extremely long crystals or a thick slurry), the slurry is wet-milled for 15 - 60 seconds. 2.25 L of DI water is added to the slurry over 4 to 6 hours. If required (by the presence of extremely long crystals or a thick slurry), the slurry is wet-milled for 15 - 60 seconds during the addition. The slurry is aged for 2 to 16 hours until the product concentration in the supernatant remains constant. The slurry is filtered to isolate a crystalline wet cake. The wet cake is washed with 1 to 2 bed volumes of 30 % 2-propanol in water and then twice with 1 bed volume of DI water each. The washed wet cake is dried under vacuum at 50°C.

EXAMPLE 6

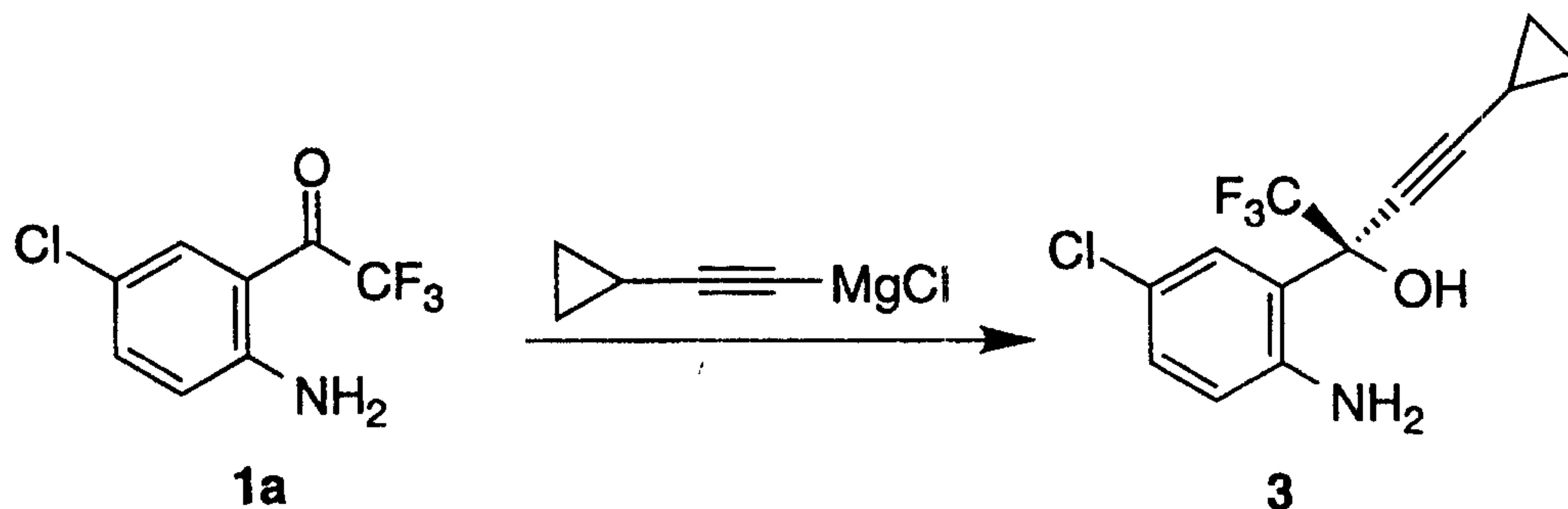
Crystallization of efavirenz from 30% 2-Propanol in Water using a ratio of 15 ml solvent per gram efavirenz Using a Semi-Continuous Process on a 400 g Scale.

400 g. of efavirenz starting material is dissolved in 1.8 L of 2-propanol. A heel slurry is produced by mixing 20 g. of Form II efavirenz in 0.3 L of 30 % (v/v) 2-propanol in water or retaining part of a slurry

from a previous crystallization in the crystallizer. The dissolved batch and 4.2 L of DI water are simultaneously charged to the heel slurry at constant rates over 6 hours to maintain a constant solvent composition in the crystallizer. Use of Intermig agitators during the crystallization is preferred. During this addition the slurry is wet-milled when the crystal lengths become excessively long or the slurry becomes too thick. The slurry is aged for 2 to 16 hours until the product concentration in the supernatant remains constant. The slurry is filtered to isolate a crystalline wet cake. The wet cake is washed with 1 to 2 bed volumes of 30 % 2-propanol in water and then twice with 1 bed volume of DI water each. The washed wet cake is dried under vacuum at 50°C.

EXAMPLE 7

15 Preparation of Amino Alcohol 3 and ee Upgrading-- Through Process



Materials	Amount	Mol	MW
Ketone 1	1.00 kg	4.47	223.58
(1R, 2S)-N-Pyrrolidinylnorephedrine	1.35 kg	6.58	205.30
Cyclopropyl acetylene	361.9 g	5.47	66.10
<i>n</i> -BuMgCl (2.0 M in THF)	2.68 L	5.37	
Trifluoroethanol (99%)	429.5 g	4.29	100.04
ZnEt ₂ (0.892 M in hexane)	6.02 L	5.37	
THF	9.36 L		
30% K ₂ CO ₃	1.2 L		
1 M Citric acid	3.5 L		
Heptane	12 L		
Isopropyl acetate (IPAc)	40 L		
12N HCl	405 mL	4.88	
<i>tert</i> -Butyl methyl ether (MTBE)	6 L		
Toluene	6.25 L		
Na ₂ CO ₃	1.2 kg	11.25	

A solution of diethyl zinc in hexane was added to a solution
 5 of trifluoroethanol (429.5 g, 4.29 mol) and (1R, 2S)-N-pyrrolidinylnorephedrine (1.35 kg, 6.58 mol) in THF (9 L), under nitrogen, at 0 °C. The resulting mixture was stirred at room temperature for approx. 30 min. In another dry flask a solution of chloromagnesium-cyclopropylacetylide was prepared as follows. To a solution of *n*-
 10 butylmagnesium chloride in THF (2 M, 2.68 L, 5.37 mol) was added neat cyclopropylacetylene at 0 °C keeping the temperature ≤ 25 °C. The solution was stirred at 0 °C for 1 ~ 2 h. The solution of chloromagnesiumcyclopropylacetylide was then warmed to room
 15 temperature and was transferred into the zinc reagent *via* cannula over 5 min followed by vessel rinse with 0.36 L of THF. The resulting mixture was aged at ~ 30 °C for 0.5 h and was then cooled to 20 °C. The ketoaniline 1 (1.00 kg, 4.47 mol) was added in one portion as a solid, and the resulting mixture was stirred at 20-28 °C for 3 h.

20 The reaction was quenched with 30% aq. potassium carbonate (1.2 L) and aged for 1 h. The solid waste was filtered and the

cake was washed with THF (3 cake volumes). The filtrate and wash were combined and solvent switched to IPAc.

The IPAc solution of product 3 and pyrrolidinylnorephedrine was washed with citric acid (3.5 L) and with water (1.5 L).
5 The combined aqueous layers were extracted with IPAc (2 L) and saved for norephedrine recovery. To the combined organic layers was added 12N HCl (405 mL, 4.88 mol), to form a thin slurry of the amino alcohol-HCl salt. The mixture was aged for 30 min at 25 °C and was then dried azeotropically.

10 The slurry was aged at 25 °C for 30 min and filtered. The cake was washed with 2.5 L of IPAc and dried at 25 °C under vacuum/nitrogen for 24 h to give 1.76 kg of the wet HCl salt.

The salt was dissolved in a mixture of MTBE (6 L) and aq Na₂CO₃ (1.18 kg in 6.25 L water). The layers were separated and the
15 organic layer was washed with 1.25 L of water. The organic layer was then solvent switched into toluene.

Heptane (5 L) was added over 1 h at 25 °C. The slurry was cooled to 0 °C, aged for 1 h, and filtered. The solid was washed with heptane (2 cake volumes) and was dried to give 1.166 kg (90% overall
20 yield) of amino alcohol 3 as a white crystalline solid.

Norephedrine recovery

The aqueous solution was basified to pH13 using 50% aq NaOH, and extracted with heptane (2 L). The heptane solution was washed with water (1 L) and concentrated to remove residual IPAc and
25 water. The final volume was adjusted to about 3 L. The heptane solution was cooled to -20 °C, aged for 2 h, and filtered. The solid was washed with cold heptane (1 cake volume) and dried to give 1.269 kg solid (94% recovery).

EXAMPLE 8

50 % Drug-Loaded Compressed tablet Of Efavirenz

Ingredient	Amt per batch
Core Tablet:	
efavirenz	950 g
microcrystalline cellulose NF	380 g
hydroxypropyl cellulose LF NF	60.8 g
croscarmellose sodium	95 g
sodium lauryl sulfate	19 g
lactose hydrous spray dried (EG)*	19.8 % w/w
magnesium stearate (EG)*	1% w/w
water	1.045 L
Film Coating Material per Tablet :	3.3 % by wt of tablet
hydroxypropyl cellulose LF NF	8.54 mg (2.5 %)
hydroxypropyl methylcellulose USP 6CPS	8.54 mg (2.5 %)
titanium dioxide USP	3.42 mg (1 %)
water	(94 %)

5 * EG = extragranular

Efavirenz (950 g) was blended with microcrystalline cellulose (380 g) , sodium lauryl sulfate (19 g) , hydroxypropyl cellulose (60.8 g) and croscarmellose sodium (95 g) in a Fielder 10 L high shear granulator mixer for four minutes. At least about 1.1 weight % water per weight of efavirenz (1.045 L) was added to wet granulate the blended mixture over about 6 minutes to about 8 minutes to agglomerate the mixture using an appropriate spray nozzle. The granulated mixture is dried to a moisture content of about 2% to about 5% in a Glatt WST-15 fluid bed drier. The dried mixture was milled using a 40 G round screen in a Comil. The milled mixture was blended in a V-Blender with lactose for 4 minutes (calculated amount is the amount needed to make the final composition contain 19.8 % lactose by weight). The blended mixture was lubricated with magnesium stearate (calculated amount is the amount needed to make the final composition contain 1 % magnesium stearate

by weight) in the V-Blender for 3 minutes. The lubricated mixture was compressed using a beta press to give a compressed tablet of the desired shape. The compressed tablets were film coated with an aqueous coating suspension that contains 2.5 % hydroxypropyl cellulose (HPC);
5 2.5 % hydroxymethylcellulose (HPMC); and 1 % titanium dioxide (TiO₂) and 94 % water by weight percent in a 19" O'Hara pan coater to a coat weight of about 3.3% per tablet. Note that the coat is the dried form of the suspension.

WE CLAIM:

1. A compressed tablet comprising: efavirenz, filler/disintegrant, superdisintegrant, binder, surfactant, filler/compression aid, lubricant, and solvent, wherein efavirenz has crystallinity and is from about 1 to about 75% by weight of the total composition of the compressed tablet, and the superdisintegrant has a concentration in the tablet between 1% to 5% by weight.
2. The compressed tablet, as recited in Claim 1, wherein the lubricant comprises: calcium stearate, glyceryl monostearate, glyceryl palmitostearate, hydrogenated castor oil, hydrogenated vegetable oil, light mineral oil, magnesium stearate, mineral oil, polyethylene glycol, sodium benzoate, sodium lauryl sulfate, sodium stearyl fumarate, stearic acid, talc or zinc stearate.
3. The compressed tablet, as recited in Claim 1, wherein the filler/disintegrant is microcrystalline cellulose; the superdisintegrant is croscarmellose sodium; the binder is hydroxypropyl cellulose; the surfactant is sodium lauryl sulfate; the filler/compression aid is lactose hydrous spray dried; and the lubricant is magnesium stearate.
4. The compressed tablet, as recited in Claim 3, comprising efavirenz, microcrystalline cellulose NF, hydroxypropyl cellulose LF NF, croscarmellose sodium, sodium lauryl sulfate, EG lactose hydrous spray dried, and EG magnesium stearate.
5. The compressed tablet, as recited in Claim 4, containing about 300 mg of efavirenz, about 120 mg microcrystalline cellulose NF, about 19.2 mg hydroxypropyl cellulose LF NF, about 30 mg croscarmellose sodium, about 6 mg sodium lauryl sulfate, about 118.8 mg EG lactose hydrous spray dried, and about 6 mg EG magnesium stearate.
6. The compressed tablet as recited in Claim 1, wherein the superdisintegrant is croscarmellose sodium.
7. The compressed tablet as recited in Claim 1, wherein the compressed tablet is

prepared via wet granulation in which efavirenz, filler/disintegrant, superdisintegrant, binder, and surfactant are blended intragranularly, and filler/compression aid and lubricant are added extragranularly.

8. The compressed tablet as recited in Claim 7, wherein the superdisintegrant is
5 croscarmellose sodium.
9. The compressed tablet as recited in Claim 1, wherein efavirenz is about 50%
by weight of the total composition of the compressed tablet.
10. The compressed tablet as recited in Claim 9, wherein the superdisintegrant is
croscarmellose sodium.
- 10 11. The compressed tablet as recited in Claim 9, wherein the compressed tablet is
prepared via wet granulation in which efavirenz, filler/disintegrant, superdisintegrant,
binder, and surfactant are blended intragranularly, and filler/compression aid and
lubricant are added extragranularly.
12. The compressed tablet as recited in Claim 9, wherein the filler/disintegrant is
15 microcrystalline cellulose; the superdisintegrant is croscarmellose sodium; the binder
is hydroxypropyl cellulose; the surfactant is sodium lauryl sulfate; the
filler/compression aid is lactose hydrous spray dried; and the lubricant is magnesium
stearate.
13. The compressed tablet as recited in Claim 11, wherein the superdisintegrant is
20 croscarmellose sodium.
14. The compressed tablet as recited in Claim 11, wherein the filler/disintegrant is
microcrystalline cellulose; the superdisintegrant is croscarmellose sodium; the binder
is hydroxypropyl cellulose; the surfactant is sodium lauryl sulfate; the
filler/compression aid is lactose hydrous spray dried; and the lubricant is magnesium
25 stearate.
15. The compressed tablet as recited in any one of Claims 9 to 14, wherein
efavirenz is present in an amount of 300 mg.

16. The compressed tablet as recited in any one of Claims 9 to 14, wherein efavirenz is present in an amount of 600 mg.

17. A process for the preparation of a 50% drug loaded compressed tablet comprising the following steps:

5 (a) blending efavirenz with a filler/disintegrant, superdisintegrant, binder and surfactant;

(b) adding at least 1.1% by weight of water per weight of efavirenz to wet granulate the blended mixture to agglomerate the mixture;

10 (c) drying the granulated mixture to a moisture content of about 0 wt. % to about 10 wt. %;

(d) milling the dried mixture to granulate to a uniform size;

(e) blending the milled mixture with a filler/compression aid;

(f) lubricating the blended mixture with a lubricant; and

15 (g) compressing the lubricated mixture to a compressed tablet of the desired shape.

18. The process as recited in Claim 17, wherein the filler/disintegrant is microcrystalline cellulose; the superdisintegrant is croscarmellose sodium; the binder is hydroxypropyl cellulose; the surfactant is sodium lauryl sulfate; the filler/compression aid is lactose hydrous spray dried; and the lubricant is magnesium stearate.
19. The process as recited in Claim 17 or 18, which further comprises film coating the compressed tablet with a film coating suspension to produce a film coated compressed tablet.
20. The process as recited in Claim 19, wherein the granulated mixture is dried to a moisture content of about 2 wt. % to about 5 wt. %.
21. A process for the preparation of a 50% drug loaded film coated compressed tablet comprising the following steps:
- (a) blending efavirenz with microcrystalline cellulose, sodium lauryl sulfate, hydroxypropyl cellulose and croscarmellose sodium;
 - (b) adding at least 1.1 weight % water per weight of efavirenz to wet granulate the blended mixture for about 3 minutes to about 8 minutes to agglomerate the mixture;
 - (c) drying the granulated mixture to a moisture content of about 2 wt. % to about 5 wt. %;
 - (d) milling the dried mixture to a granulate of about 250 μ to about 75 μ ;
 - (e) blending the milled mixture with lactose;
 - (f) lubricating the blended mixture with magnesium stearate;
 - (g) compressing the lubricated mixture to a compressed tablet of the desired shape; and
 - (h) film coating the compressed tablet with a film coating suspension to about 1% to about 10% by weight of the weight of compressed tablet.

22. The process as recited in Claim 21, wherein the blended mixture is wet granulated for about 6 minutes.
23. The process as recited in Claim 22, wherein the film coating suspension comprises hydroxypropylcellulose, hydroxypropyl methylcellulose, and titanium
5 dioxide.
24. The process as recited in Claim 23, wherein the compressed tablet is film coated with the film coating suspension to about 3.1% to about 3.3% by weight of the weight of compressed tablet.
25. The process as recited in Claim 17, wherein the efavirenz has crystallinity.
- 10 26. The process as recited in Claim 25, wherein the superdisintegrant loading in the tablet is between 1 % and 5 % by weight.
27. The process as recited in Claim 26, wherein the superdisintegrant is croscarmellose sodium.
28. The process as recited in Claim 21, wherein the efavirenz has crystallinity.
- 15 29. The process as recited in Claim 28, wherein the croscarmellose sodium loading in the tablet is between 1 % to 5 % by weight.
30. The process as recited in any one of Claims 17 to 29, wherein the compressed tablet contains 300 mg of efavirenz.
31. The process as recited in any one of Claims 17 to 29, wherein the compressed
20 tablet contains 600 mg of efavirenz.