

(43) International Publication Date
27 December 2013 (27.12.2013)(51) International Patent Classification:
A01N 45/00 (2006.01)(21) International Application Number:
PCT/US2013/046445(22) International Filing Date:
18 June 2013 (18.06.2013)

(25) Filing Language: English

(26) Publication Language: English

(30) Priority Data:

61/661,302	18 June 2012 (18.06.2012)	US
61/662,265	20 June 2012 (20.06.2012)	US
13/684,002	21 November 2012 (21.11.2012)	US
13/843,428	15 March 2013 (15.03.2013)	US

(71) Applicant: **THERAPEUTICSMD, INC.** [US/US]; 951 Broken Sound Parkway NW, Suite 320, Boca Raton, Florida 33487 (US).

(72) Inventors: **BERNICK, Brian, A.**; 17601 Middlebrook Way, Boca Raton, Florida 33496 (US). **CACACE, Janice, Louise**; 527 NE 57th Street, Miami, Florida 33137 (US). **PERSICANER, Peter, H.R.**; 17070 Royal Cove Way, Boca Raton, Florida 33496 (US). **IRANI, Neda**; 1703 Silverleaf Oak Court, Palm Beach Gardens, Florida 33410 (US). **AMADIO, Julia, M.**; 101 Plaza Real S., Apt. 801, Boca Raton, Florida 33432 (US).

(74) Agent: **MULHOLLAND, William**; Snell & Wilmer L.L.P., One Arizona Center, 400 East Van Buren Street, Phoenix, Arizona 85004-2202 (US).

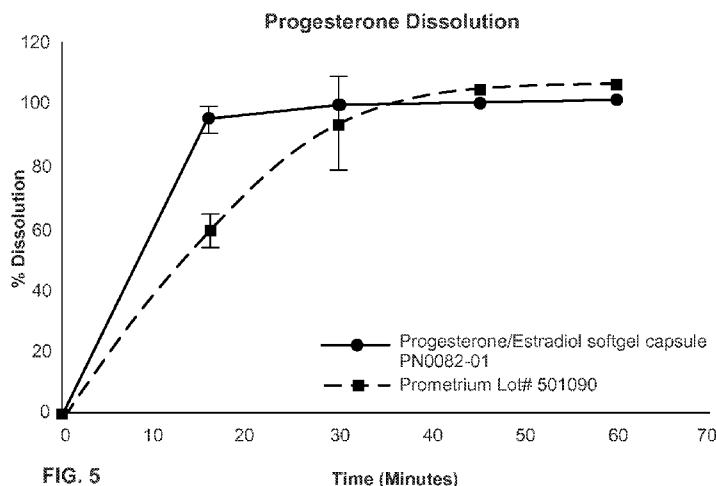
(81) Designated States (unless otherwise indicated, for every kind of national protection available): AE, AG, AL, AM, AO, AT, AU, AZ, BA, BB, BG, BH, BN, BR, BW, BY, BZ, CA, CH, CL, CN, CO, CR, CU, CZ, DE, DK, DM, DO, DZ, EC, EE, EG, ES, FI, GB, GD, GE, GH, GM, GT, HN, HR, HU, ID, IL, IN, IS, JP, KE, KG, KN, KP, KR, KZ, LA, LC, LK, LR, LS, LT, LU, LY, MA, MD, ME, MG, MK, MN, MW, MX, MY, MZ, NA, NG, NI, NO, NZ, OM, PA, PE, PG, PH, PL, PT, QA, RO, RS, RU, RW, SC, SD, SE, SG, SK, SL, SM, ST, SV, SY, TH, TJ, TM, TN, TR, TT, TZ, UA, UG, US, UZ, VC, VN, ZA, ZM, ZW.

(84) Designated States (unless otherwise indicated, for every kind of regional protection available): ARIPO (BW, GH, GM, KE, LR, LS, MW, MZ, NA, RW, SD, SL, SZ, TZ, UG, ZM, ZW), Eurasian (AM, AZ, BY, KG, KZ, RU, TJ, TM), European (AL, AT, BE, BG, CH, CY, CZ, DE, DK, EE, ES, FI, FR, GB, GR, HR, HU, IE, IS, IT, LT, LU, LV, MC, MK, MT, NL, NO, PL, PT, RO, RS, SE, SI, SK, SM, TR), OAPI (BF, BJ, CF, CG, CI, CM, GA, GN, GQ, GW, KM, ML, MR, NE, SN, TD, TG).

Published:

- with international search report (Art. 21(3))
- before the expiration of the time limit for amending the claims and to be republished in the event of receipt of amendments (Rule 48.2(h))

(54) Title: NATURAL COMBINATION HORMONE REPLACEMENT FORMULATIONS AND THERAPIES



(57) Abstract: Estrogen and progesterone replacement therapies are provided herein. Among others, the following formulations are provided herein: solubilized estradiol without progesterone; micronized progesterone without estradiol; micronized progesterone with partially solubilized progesterone; solubilized estradiol with micronized progesterone; solubilized estradiol with micronized progesterone in combination with partially solubilized progesterone; and solubilized estradiol with solubilized progesterone.

NATURAL COMBINATION HORMONE REPLACEMENT FORMULATIONS
AND THERAPIES

CROSS REFERENCE TO RELATED APPLICATIONS

5 This application claims priority to the following U.S. Patent Applications:
U.S. Application Serial No. 13/684,002, entitled "NATURAL COMBINATION
HORMONE REPLACEMENT THERAPIES," which was filed on November 21,
2012; U.S. Provisional Application Serial No. 61/661,302, entitled "ESTRADIOL
FORMULATIONS," which was filed on June 18, 2012; U.S. Provisional Application
10 Serial No. 61/662,265, entitled "PROGESTERONE FORMULATIONS," which was
filed on June 20, 2012; U.S. Patent Application Serial No. 13/843,428, entitled
"NATURAL COMBINATION HORMONE REPLACEMENT FORMULATIONS
AND THERAPIES," which was filed March 15, 2013. All aforementioned
applications are hereby incorporated by reference herein in their entirety.

15

BACKGROUND

Field

 This disclosure relates to natural estrogen and progesterone replacement
therapies, with formulations provided for each estradiol and progesterone alone and in
20 combination for the treatment of pre, peri-menopausal, menopausal and post-
menopausal females in relation to the treatment of Estrogen- and Progesterone-
deficient states, each as herein below defined.

Discussion of the Related Art

 Hormone Replacement Therapy (HRT) is a medical treatment that involves
25 the use of one or more of a group of medications designed to increase hormone levels
in women who lack adequate hormone production. HRT can mitigate and prevent
symptoms caused by diminished circulating estrogen and progesterone hormones

5 regardless as to whether the subject is pre-menopausal, peri-menopausal, menopausal
or post-menopausal. However, specific symptomatic states can exist during each
stage of menopausal progression.

 HRT is presently available in various forms. One therapy involves
administration of low dosages of one or more estrogens. Another involves
10 administration of progesterone or a chemical analogue, called a progestin.
Progesterone administration acts, among treating other disease states, to mitigate
certain undesirable side effects from estrogen administration including, for example,
endometrial hyperplasia (thickening) and reducing the incidence of endometrial
cancer.

15 Timing for dosage administration is often varied cyclically, with estrogens
taken daily and progesterone taken for approximately two weeks of every month; a
method often referred to as “Cyclic-Sequential” or “Sequentially-Combined HRT.”
This method is intended to mimic the natural menstrual cycle and typically causes
menstruation similar to a period after the progesterone is stopped. This regimen is
20 most typically used in peri-menopausal or newly menopausal women as the
alternative continuous method often results in irregular bleeding in such women. An
alternate method, a constant dosage with both estrogen and progesterone taken daily,
is called “Continuous-Combined HRT.” This method usually results in no
menstruation and is used most often after a woman has been menopausal for some
25 time.

 Estrogen, in its various forms, and progesterone, in its various forms, are used
in HRT via a variety of administered dosage forms including, for example, via tablets,
capsules and patches.

5 “Bio-identical” hormones, which are identical in chemical structure to the hormones naturally produced by human bodies can be used and are often referred to as Natural Hormone Replacement Therapy, or NHRT.

 These natural or bio-identical hormones are formulated from various ingredients to match the chemical structure and effect of estradiol, estrone, or estriol
10 (the 3 primary estrogens) as well as progesterone that occurs naturally in the human body (endogenous).

 Currently, bio-identical estradiol is available in both branded and generic FDA approved versions. FDA-approved bio-identical progesterone for HRT is available as the branded stand-alone drug commercially identified as PROMETRIUM
15 (progesterone, USP) (Abbott Laboratories, Abbott Park, Illinois), with a generic authorized by the innovator, and generic products provided by Teva (Israel) and Sofgen Americas, Inc. (New York). PROMETRIUM was approved for sale in the United States on May 14, 1998 under NDA # N019781. According to the prescribing information approved for this product (Rev June 2009) ("PROMETRIUM prescribing
20 information"), PROMETRIUM comprises synthetic progesterone that is chemically identical to progesterone of human ovarian origin. Capsules comprise 100 mg or 200 mg of micronized progesterone. The inactive ingredients include peanut oil, gelatin, glycerin, lecithin, titanium dioxide, and yellow and red dyes.

 Other products such as PREMPRO (conjugated
25 estrogens/medroxyprogesterone acetate tablets) and PREMPHASE (conjugated estrogens plus medroxyprogesterone acetate tablets) (Wyeth Laboratories, a division of Pfizer, Inc., New York) provide both continuous-combined and cyclic-sequential products containing PREMARIN (estrogen derived from mare's urine) and synthetic medroxyprogesterone acetate. Other products are available. However, no FDA

5 approved product exists on the market today with combination bio-identical estradiol and bio-identical progesterone.

SUMMARY

10 According to various embodiments of the disclosure, natural hormone replacement therapies are provided comprising cyclic-sequential and continuous-combined delivery via pharmaceutical formulations of solubilized estradiol and micronized and/or partially or completely solubilized progesterone. Estradiol and micronized and/or partially or completely solubilized progesterone delivered together daily can be combined in either a single unit dose or in separate unit doses, typically
15 in a soft capsule. A 28-day or monthly regimen of tablets or capsules can be packaged in a single blister pack having delivery days identified to improve compliance. Various example formulations of natural hormones, and the use of these formulations for hormone replacement therapies, each in accordance with the invention are set forth below.

20 Thus, in illustrative embodiments, the invention comprises a pharmaceutical formulation for administering estradiol and progesterone to a mammal in need thereof, comprising (i) solubilized estradiol and (ii) fully solubilized progesterone or partially solubilized progesterone in an oil wherein the oil comprises a medium chain fatty acid glycol ester or mixtures thereof. In certain such embodiments, the oil
25 comprises medium chain fatty acid esters of glycerol, polyethylene glycol, or propylene glycol, or mixtures thereof and wherein the medium chain fatty acids are predominantly: C6 to C12 fatty acids, C6 to C10 fatty acids, C8 to C12 fatty acids, or C8 to C10 fatty acids, including saturated fatty acids. Certain such embodiments further comprise surfactants, including non-ionic surfactants. In certain embodiments,
30 the progesterone is in micronized and solubilized form, i.e., some of it is micronized

5 and suspended and some of it is solubilized, in some cases to the extent of about 80% solubilized. Methods of use are also within the scope of this invention including a method for effecting hormone replacement therapy.

BRIEF DESCRIPTION OF THE DRAWINGS/FIGURES

10 The accompanying drawings, which are incorporated herein and form a part of the specification, illustrate the present disclosure and, together with the description, further serve to explain the principles of the disclosure and to enable a person skilled in the pertinent art to make and use the disclosed embodiments.

FIG. 1 illustrates an exemplary manufacturing process of a fill material in
15 accordance with various embodiments of the invention;

FIG. 2 illustrates an exemplary manufacturing process of a softgel material in accordance with various embodiments of the invention;

FIG. 3 illustrates an exemplary manufacturing process in accordance with various embodiments of the invention;

20 FIG. 4 illustrates a graph of the particle distribution obtained in Example 10; and

FIG. 5 illustrates a dissolution study of a formulation in accordance with various embodiments of the invention.

DETAILED DESCRIPTION OF THE ILLUSTRATED EMBODIMENTS

25 Frequently, higher recommended oral dosages of pharmaceuticals are necessary to treat a given disease state because many active ingredients are not completely absorbed by a patient in need of treatment. In other words, a better-absorbed dosage form of a medicament such as, for example, progesterone, or dosage
30 forms that provide greater consistency of absorption of progesterone among subjects,

5 alone or in combination with estradiol, may be able to be administered at dosage strengths lower than presently recommended, potentially resulting in a reduced or minimized side effect profile, among other potential benefits.

DEFINITIONS

The term "micronized progesterone," as used herein, includes micronized
10 progesterone having an X50 particle size value below about 15 microns and/or having an X90 particle size value below about 25 microns.

The term "X50," as used herein, means that one-half of the particles in a sample are smaller in diameter than a given number. For example, micronized progesterone having an X50 of 5 microns means that, for a given sample of
15 micronized progesterone, one-half of the particles have a diameter of less than 5 microns. Similarly, the term "X90" means that ninety percent (90%) of the particles in a sample are smaller in diameter than a given number.

The term "medium chain," as used herein, means any medium chain carbon-containing substance, including C4-C18, and including C6-C12 substances, fatty acid
20 esters of glycerol, fatty acids, and mono-, di-, and tri-glycerides of such substances. For further illustration, C6-C14 fatty acids, C6-C12 fatty acids, and C8-C10 fatty acids are all medium chain fatty acids and may be used in instances in which this specification calls for use of medium chain fatty acids, e.g., medium chain fatty acid esters of glycerol or other glycols.

25 The term "uniform distribution" means at least one of uniform dispersion, solubility, or lack of agglomeration of progesterone in a dissolution test compared to PROMETRIUM at a similar dosage strength and the same USP dissolution apparatus.

The term "bioavailability," as used herein, means the concentration of an active ingredient (e.g., progesterone or estradiol) in the blood (serum or plasma). The
30 relative bioavailability may be measured as the concentration in the blood (serum or

5 plasma) versus time. Other pharmacokinetic (PK) indicators may be used to measure and assess bioavailability, determined by suitable metrics including AUC, Cmax, and optionally, Tmax.

The term "AUC," as used herein, refers to the area under the curve that represents changes in blood concentration of progesterone or estradiol (which is also referred to in the literature as 17 β -estradiol, oestradiol, or E2) over time.

The term "Cmax," as used herein, refers to the maximum value of blood concentration shown on the curve that represents changes in blood concentrations of progesterone or estradiol over time.

The term "Tmax," as used herein, refers to the time that it takes for progesterone or estradiol blood concentration to reach the maximum value.

Collectively AUC, Cmax and, optionally, Tmax are the principle pharmacokinetic parameters that can characterize the pharmacokinetic response of a particular drug product such as progesterone in an animal, especially a mammal, including human, subject.

The term "solubilizer," as used herein, means any substance or mixture of substances that may be used to solubilize or to enhance the solubility of an active pharmaceutical ingredient(s) ("API"), such as estradiol and/or progesterone, including, for example and without limitation, appropriate pharmaceutically acceptable excipients, such as solvents, co-solvents, surfactants, emulsifiers, oils and carriers.

The term "excipients," as used herein, refers to non-active pharmaceutical ingredients substances such as carriers, solvents, oils, lubricants and others used in formulating pharmaceutical products. As used herein, active pharmaceutical ingredients is also referred to as "API." They are generally safe for administering to

5 animals, especially mammals, including humans, according to established governmental standards, including those promulgated by the United States Food and Drug Administration.

The term “oil,” as used herein, may be any pharmaceutically acceptable substance, such as an organic oil other than peanut oil, that would suspend and/or
10 solubilize any suitable progesterone, starting material, or precursor, including micronized progesterone as described herein. More specifically, oils may include, for example and without limitation, medium chain fatty acids, generally of the group known as medium chain fatty acids consisting of at least one mono-, di-, and triglyceride, or derivatives thereof, or combinations thereof.

15 The term “fully solubilized progesterone,” as used herein, means progesterone which is about 100% in solution, e.g., at least 98% in solution.

The term “partially solubilized progesterone,” as used herein, means progesterone which is in any state of solubilization up to but not including about 100%, e.g., up to but not including 98% progesterone in solution and greater than or
20 equal to 2% micronized progesterone in suspension.

As used herein, unless specified, estradiol includes estradiol in anhydrous and hemihydrate forms.

DESCRIPTION

Provided herein are the following formulations: solubilized estradiol without
25 progesterone; micronized progesterone without estradiol; micronized progesterone with partially solubilized progesterone; solubilized estradiol with micronized progesterone; solubilized estradiol with micronized progesterone in combination with partially solubilized progesterone; and solubilized estradiol with solubilized progesterone. The underlying formulation concepts provided herein may be used with

5 other natural or synthetic forms of estradiol and progesterone. Micronization specifications, aspects and embodiments are further defined herein.

Generally, the pharmaceutical formulations described herein are prepared and administered as filled capsules, typically soft capsules of one or more materials well known in the art including, for example and without limitation, soft gelatin capsules.

10 Micronized progesterone, as described herein, may also be prepared for administration in tablets or other well-known orally administered dosage forms using standard techniques.

Another aspect of the present disclosure includes a pharmaceutical formulation of micronized progesterone, micronized progesterone with partially solubilized progesterone and fully solubilized progesterone, wherein said formulation

15 may provide increased progesterone bioavailability in a treated subject compared to the bioavailability provided by PROMETRIUM when administered at equal dosage strengths.

In accordance with various aspects and embodiments, the solubility proportion

20 (i.e., the proportion of a solute that enters solution) is notable. The weight ratio of estradiol to the weight of the entire solution is also notable due to the intended dose amounts, discussed herein. In particular, it is desirable to obtain a target dosage of estradiol in an amount of solution that may be readily administered via a capsule. For example, if it is desired to have a dose of estradiol in a capsule of between about

25 0.125 mg to about 2 mg, it would also be desirable to have a total solution weight to be between about 250 mg to about 400 mg, preferably about 300 mg to about 350 mg and more preferably about 325 mg. In various embodiments, the following weight ratios of estradiol to total solution are from about 0.125/50 mg to about 0.125/1000 mg, from about 1 mg:500 mg to about 1 mg:50 mg; from about 1 mg:250 mg to about

5 1 mg:60 mg; from about 1 mg:100 mg to about 1 mg:66 mg; from about 2 mg/50 mg to about 2 mg/1000 mg. In various embodiments, the target for single dose product is 325 mg, and a target fill weight for a combination product (e.g., two or more sterol APIs) is 650 mg.

10 In illustrative embodiments, total progesterone, i.e., dissolved and micronized, is 20 to 50 wt%, e.g., 30 to 35 wt%; estradiol is 0.1 to 0.8 wt%, e.g., 0.15 to 0.35 wt%.

Other aspects of the present disclosure further provide: more uniform dissolution of progesterone, and reduced intra- and inter-patient blood level variability in formulations of progesterone of the present disclosure, typically in combinations with solubilized estradiol, when compared to equal dosages of PROMETRIUM). Blood level variability is also compared at equal sampling times following administration. Not to be limited by theory, these aspects are believed to be influenced by the percentage of solubilized progesterone in a respective formulation wherein such more uniform dissolution of progesterone, and lower intra- and inter-patient blood level variability, are influenced by a greater proportion of solubilized progesterone relative to total progesterone. A reduced food effect with the present formulations comprising progesterone may also be implicated.

25 According to the PROMETRIUM prescribing information, clinical trials have shown significant patient variability. For example, a clinical trial involving post-menopausal women who were administered PROMETRIUM once a day for five days resulted in the mean PK parameters listed in the following table:

Parameter	PROMETRIUM Capsules Daily Dose		
	100 mg	200 mg	300 mg
C _{max} (ng/ml)	17.3 +/- 21.9	38.1 +/- 37.8	60.6 +/- 72.5
T _{max} (hr)	1.5 +/- 0.8	2.3 +/- 1.4	1.7 +/- 0.6
AUC ₀₋₁₀ (ngxhr/ml)	43.4 +/- 30.8	101.2 +/- 66.0	175.7 +/- 170.3

5

In particular illustrative aspects and embodiments of this invention, it is possible, though not necessary, to reduce the standard deviations in one or more of these PK parameters.

More uniform dissolution of progesterone in a formulation of the present disclosure compared to the dissolution of PROMETRIUM at equal dosage strengths and using the same USP apparatus can be determined using standard techniques established for API dissolution testing, including that which is described in the examples below.

Reduced intra- and inter-patient variability of progesterone formulated pursuant to the present disclosure compared to PROMETRIUM can be demonstrated via a fed bio-study such as that described below.

Other aspects of the present disclosure includes the use of formulations as described herein wherein progesterone is at least one API in said formulation for the treatment of an animal, especially a mammal, including humans: for endometrial hyperplasia; for secondary amenorrhea; as a method of treatment for preterm birth, when said animal has a shortened cervix, and other disease states or conditions treated with supplemental progesterone (collectively, "Progesterone-deficient States"); and the use of formulations as described herein wherein estradiol is at least one API in said formulation for the treatment of an animal, especially a mammal, including humans, having menopause-related symptoms including, for example, vasomotor symptoms; in relation to treatment of hypoestrogenism related symptoms including,

5 for example and without limitation, hot flashes and night sweats (vasomotor symptoms), sleep disturbances, mood changes and vulvo-vaginal atrophy; and osteoporosis and other non-menopausal disease states or conditions treated with supplemental estrogen (collectively, "Estrogen-deficient states"), each in a subject in need of treatment, and each with a non-toxic effective amount of said formulations.

10 As used herein, the term "treatment", or a derivative thereof, contemplates partial or complete inhibition of the stated disease state when a formulation as described herein is administered prophylactically or following the onset of the disease state for which such formulation is administered. For the purposes of the present disclosure, "prophylaxis" refers to administration of the active ingredient(s) to an animal,

15 especially a mammal, to protect the animal from any of the disorders set forth herein, as well as others.

Unless otherwise specified, "natural," as used herein with reference to hormones discussed herein, means bio-identical hormones formulated to match the chemical structure and effect of those that occur naturally in the human body

20 (endogenous). An exemplary natural estrogen is estradiol (also described as 17 β -estradiol and E2) and a natural progestin is progesterone. An exemplary cyclic-sequential regimen comprises delivery of from about 0.125 mg to about 2.0 mg of estradiol daily for 14 - 18 days, followed by delivery of from about 0.125 mg to about 2 mg of estradiol and about 25 mg to about 200 mg of progesterone daily for 10 - 14

25 days. Cyclic-sequential regimens may be especially useful for menopausal females. Other exemplary dosage strengths for estradiol for use in the formulations described herein include, without limitation, 0.125, 0.25, 0.375, 0.50, 0.625, 0.75, 1.00, 1.125, 1.25, 1.375, 1.50, 1.625, 1.75 and 2.00 mg. Other exemplary dosage strengths for progesterone for use in the formulations described herein include, without limitation,

5 25, 50, 75, 100, 125, 150, 175, 200, 250, 300, 350 and 400 mg. These dosage strengths for each of estradiol and progesterone can be administered in formulations described herein either alone or in combination.

 Progesterone active pharmaceutical ingredient may be micronized via any one of the multiple methods typically utilized by the ordinarily skilled artisan. In various
10 embodiments, micronized progesterone has an X50 particle size value of less than about 15 microns, less than about 10 microns, less than about 5 microns and/or less than about 3 microns. In various embodiments, micronized progesterone has an X90 particle size value of less than about 25 microns, less than about 20 microns, and/or less than about 15 microns.

15 Particle size may be determined in any suitable manner. For example, a Beckman Coulter LS 13 320 Laser Diffraction Particle Size Analyzer (the “Beckman Device”) may be used to determine particle size. As described above, particle size may be represented by various metrics, for example, through an X50 particle size, and/or X90 particle size, or similar descriptions of particle size.

20 The Beckman Device may be used with various modules for introducing a sample for analysis. The Beckman Device may be used with the LS 13 320 Universal Liquid Module (“ULM”). The ULM is capable of suspending samples in the size range of 0.017 μm to 2000 μm . The ULM is a liquid based module that allows for delivery of the sample to the sensing zone. The ULM recirculates the sample through
25 the Beckman Device. The ULM comprises two hoses, one for fluid delivery and another for waste. The total volume used may be 125 mL or less. A sample mass of from about 1mg to about 10g may be used. The ULM may interact with the Beckman Device via pins that fit into slots on the ULM. The ULM may use a variety of suspension fluids, for example, water, butanol, ethanol, chloroform, heptanes,

5 toluene, propanol, COULTER Type 1B Dispersant ("Coulter 1B"), and a variety of
other suspension fluids. Surfactants may also be used, though pump speed should be
adjusted to prevent excessive bubbling. Coulter 1B may comprise one or more of
acetaldehyde, ethylene oxide, and/or 1,4-dioxane. The Beckman Device may be
configured to use a variety of optical theories, including the Fraunhofer optical model
10 and the Mie Theory.

 The Beckman Device may comprise software to control the Beckman Device
while the ULM is in use. The software may control, for example, pump speed, use of
de-bubble routine, rinse routine, sonicate routine, and fill routine, among others.
Parameters regarding the sample run may also be configured. For example, run
15 length may be set. Though any suitable run length may be used, in various
embodiments, a time period of 30 seconds to 120 seconds, and preferably between 30
seconds and 90 seconds may be used.

 The Beckman Device may be used with the LS 13 320 Micro Liquid Module
("MLM"). The MLM is capable of suspending samples in the size range of 0.4 μm to
20 2000 μm . The MLM is a liquid based module that allows for delivery of the sample
to the sensing zone. The MLM includes a stirrer. The total volume used may be 12
mL or less. The MLM may use a variety of suspension fluids, both aqueous and non-
aqueous.

 Each of estradiol and progesterone as described herein can be formulated
25 alone pursuant to the teachings below. These formulations can be prepared for oral
administration or can be combined, based on compatibility, for co-administration of
estradiol and progesterone in a single oral unit dosage form.

 Progesterone formulations of the present disclosure are prepared via blending
with a pharmaceutically acceptable oil; generally, the oil comprises at least one

5 medium chain fatty acid such as medium chain fatty acids consisting of at least one mono-, di-, or triglyceride, or derivatives thereof, or combinations thereof. Optionally added are other excipients including, for example and without limitation, anti-oxidants, lubricants and the like. Sufficient oil is used to form a suspension of micronized progesterone or, in the alternative, solubilize progesterone.

10 Pharmaceutically acceptable oils include, without limitation, the use of at least one of caproic fatty acid; caprylic fatty acid; capric fatty acid; tauric acid; myristic acid; linoleic acid; succinic acid; glycerin; mono-, di-, or triglycerides and combinations and derivatives thereof; a polyethylene glycol; a polyethylene glycol glyceride (GELUCIRE, a polyethylene glycol glyceride); GATTEFOSSE SAS, Saint-Priest,

15 France); a propylene glycol; a caprylic/capric triglyceride (MIGLYOL (caprylic/capric triglyceride) SASOL Germany GMBH, Hamburg; MIGLYOL includes MIGLYOL 810, 812, 816 and 829); a caproic/caprylic/capric/lauric triglyceride; a caprylic/capric/linoleic triglyceride; a caprylic/capric/succinic triglyceride; propylene glycol monocaprylate; propylene glycol monocaprinate;

20 (CAPMUL PG-8 (propylene glycol monocaprylate) and 10; the CAPMUL MCM (medium chain mono- and diglycerides) brands are owned by ABITEC, Columbus Ohio); propylene glycol dicaprylate; propylene glycol dicaprylate; medium chain mono- and di-glycerides (CAPMUL MCM); a diethylene glycol mono ester (including 2-(2-Ethoxyethoxy)ethanol: TRANSCUTOL (diethylene glycol monoethyl

25 ether); esters of saturated coconut and palm kernel oil and derivatives thereof; triglycerides of fractionated vegetable fatty acids, and combinations and derivatives thereof.

In other aspects and embodiments, progesterone is fully solubilized using, for example and without limitation, sufficient amounts of: TRANSCUTOL and

5 MIGLYOL; TRANSCUTOL, MIGLYOL and CAPMUL PG 8 and/or PG 10; CAPMUL MCM; CAPMUL and a non-ionic surfactant; and CAPMUL MCM and GELUCIRE.

Various ratios of these oils can be used for full solubilization of progesterone.

CAPMUL MCM and a non-ionic surfactant, e.g., GELUCIRE 44/14 (lauroyl
10 macrogol-32 glycerides EP; lauroyl polyoxyl-32 glycerides NF; lauroyl polyoxylglycerides (USA FDA IIG)) , can be used at ratios of about 99:1 to 2:1, including, for example and without limitation: 60:40, 65:35, 70:30, 75:25, 80:10, 80:15, 85:20, 90:10, and 98:1. The ratios of oil (e.g., medium chain fatty acid esters of monoglycerides and diglycerides) to non-ionic surfactant can be significantly higher.

15 For example, in certain examples, below, CAPMUL MCM and GELUCIRE were used in ratios of up to about 65:1, e.g., 8:1, 22:1, 49:1, 65:1 and 66:1. See, e.g., Tables 13-17, below. Thus, useful ratios can be 8:1 or greater, e.g., 60 to 70:1. Among other combinations, these oils and/or solubilizers, as defined herein, and combinations thereof, can be used to form combination estradiol and progesterone
20 formulations of the present disclosure.

Combinations of these oils can produce partially solubilized progesterone, depending upon the desired unit dosage amount of progesterone. The greater the amount of progesterone per unit dosage form, the less progesterone may be solubilized. The upward limit of dosage strength per unit dose is generally limited
25 only by the practical size of the final dosage form.

In illustrative embodiments of the invention, oils used to solubilize estradiol and to suspend, partially solubilize, or fully solubilize progesterone include medium chain fatty acid esters, (e.g., esters of glycerol, polyethylene glycol, or propylene glycol) and mixtures thereof. In illustrative embodiments, the medium chain fatty

5 acids are C6 to C14 or C6 to C12 fatty acids. In illustrative embodiments, the medium chain fatty acids are saturated, or predominantly saturated, e.g., greater than about 60% or greater than about 75% saturated. In illustrative embodiments, estradiol or progesterone (or both) is soluble in the oils at room temperature, although it may be desirable to warm the oils up until they are in a liquid state. In illustrative
10 embodiments, the oil or oil/surfactant is liquid at between room temperature and about 50°C, e.g., at or below 50°C, at or below 40°C, or at or below 50°C. In illustrative embodiments, GELUCIRE 44/14 is heated to about 65 C and CAPMUL MCM is heated to about 40 C to facilitate mixing of the oil and non-surfactant, although such heating is not necessary to dissolve the estradiol or progesterone. In
15 illustrative embodiments, the solubility of estradiol in the oil (or oil/surfactant) is at least about 0.5 wt%, e.g., 0.8 wt% or higher, or 1.0 wt% or higher. However, much higher solubility can be achieved. For example, as shown in Example 5, below, estradiol is stable in solution in CAPMUL MCM at 12 mg/g (which is approximately equal to 12 mg/ml). As shown in Example 17, such solubility is favored over results
20 observed in longer chain and unsaturated fatty acid esters.

Illustrative examples of mono- and diglycerides of medium chain fatty acids include, among others, CAPMUL MCM, CAPMUL MCM C10, CAPMUL MCM C8, and CAPMUL MCM C8 EP. These oils are C8 and C10 fatty acid mono- and diglycerides. Illustrative examples of oils that are triglycerides of medium chain fatty
25 acids include, among others, MIGLYOL 810 and MIGLYOL 812.

Illustrative examples of oils that are medium chain fatty acid esters of propylene glycol include, among others, CAPMUL PG-8, Capmul PG-2L EP/NF, CAPMUL PG-8 NF, Capmul PG-12 EP/NF and Capryol. Other illustrative examples include MIGLYOL 840.

5 Illustrative examples of oils that are medium chain fatty acid esters of polyethylene glycol include, among others, GELUCIRE 44/14 (PEG-32 glyceryl laurate EP), which is polyethylene glycol glycerides composed of mono-, di- and triglycerides and mono- and diesters of polyethylene glycol. Without intending to be bound to any particular mechanism, it appears that at least in formulations comprising
10 small amounts of GELUCIRE, e.g., 10 wt% or less, the primary function of this oil is as a non-ionic surfactant.

These illustrative examples comprise predominantly medium chain length, saturated, fatty acids, specifically predominantly C8 to C12 saturated fatty acids.

It will be understood that commercially available fatty acid esters of glycerol
15 and other glycols are often prepared from natural oils and therefore may comprise components additional to the fatty acid esters that comprise the predominant (by weight) component(s) and that therefore are used to characterize the product. Such other components may be, e.g., other fatty acid triglycerides, mono- and diesters, free glycerol, or free fatty acids. So, for example, when an oil/solubilizing agent is described herein as a saturated C8 fatty acid mono- or diester of glycerol, it will be
20 understood that the predominant component of the oil, i.e., >50 wt% (e.g., >75 wt%, >85 wt% or >90 wt%) are caprylic monoglycerides and caprylic diglycerides. For example, the Technical Data Sheet by ABITEC for CAPMUL MCM C8 describes CAPMUL MCM C8 as being composed of mono and diglycerides of medium chain
25 fatty acids (mainly caprylic) and describes the alkyl content as $\leq 1\%$ C6, $\geq 95\%$ C8, $\leq 5\%$ C10, and $\leq 1.5\%$ C12 and higher.

By way of further example, MIGLYOL 812 is generally described as a C8-C10 triglyceride because the fatty acid composition is at least about 80% caprylic (C8) acid and capric (C10) acid. However, it can also comprise small amounts of

- 5 other fatty acids, e.g., less than about 5% of caproic (C6) acid, lauric (C12) acid, and myristic (C14) acid.

Specifically, a product information sheet for MIGLYOL by SASOL provides the composition of fatty acids as follows:

Tests	810	812	818	829	840
Caproic acid (C6:0)	max. 2,0	max. 2,0	max. 2	max. 2	max. 2
Caprylic acid (C8:0)	65,0 – 80,0	50,0 – 65,0	45 – 65	45 – 55	65 – 80
Capric acid (C10:0)	20,0 – 35,0	30,0 – 45,0	30 – 45	30 – 40	20 – 35
Lauric acid (C12:0)	max. 2	max. 2	max. 3	max. 3	max. 2
Myristic acid (C14:0)	max. 1,0	max. 1,0	max. 1	max. 1	max. 1
Linoleic acid (C18:2)	-	-	2 – 5	-	-
Succinic acid	-	-	-	15 – 20	-

10

Where certain embodiments of this invention are described as comprising (or consisting essentially of) a capsule shell, estradiol solubilized in C8-C10 triglycerides, and a thickening agent, it will be understood that the fatty acid esters component of the formulation may be, e.g., MIGLYOL 812 or a similar product.

15

By way of further illustration, GELUCIRE 44/14 is generally described as lauroyl polyoxyl-32 glycerides, i.e., polyoxyethylene 32 lauric glycerides (which is a mixture of mono-, di-, and triesters of glycerol and mono- and diesters of PEGs) because the fatty acid composition is 30 to 50 % lauric acid and smaller amounts of other fatty acids, e.g., up to 15 % caprylic acid, up to 12% capric acid, up to 25% myristic acid, up to 25% palmitic acid, and up to 35% stearic acid. The product may also contain small amounts of non-esterified glycols. Where certain embodiments of

20

5 this invention are described as described as comprising (or consisting essentially of) a capsule shell, estradiol solubilized in triglycerides, and a thickening agent that is a non-ionic surfactant comprising C8 to C18 fatty acid esters of glycerol and polyethylene glycol, it will be understood that the thickening agent component of the formulation may be, e.g., GELUCIRE 44/14 or a similar product.

10 Similarly, where certain embodiments of this invention are as described as comprising (or consisting essentially of) a capsule shell, estradiol solubilized in triglycerides, and a thickening agent that is a non-ionic surfactant comprising PEG-6 stearate, ethylene glycol palmitostearate, and PEG-32 stearate, it will be understood that the thickening agent component of the formulation may be, e.g., Tefose 63 or a
15 similar product.

 Mixtures of medium chain fatty acid glycerides, e.g., C6-C12, C8-C12, or C8-C10 fatty acid mono- and diglycerides or mono-, di-, and triglycerides are very well suited for dissolving estradiol; good results have been obtained with an oil that is predominantly a mixture of C8-C10 saturated fatty acid mono- and diglycerides.
20 Longer chain glycerides appear to be not as well suited for dissolution of estradiol. On the other hand, high solubility of progesterone has been obtained in mixtures that are predominantly medium chain fatty acid triglycerides.

 High solubility of estradiol has been obtained in 2-(2-Ethoxyethoxy)ethanol, e.g., TRANSCUTOL and in Propylene glycol monocaprylate, e.g., Capryol™ 90
25 (Gattefosse).

 In illustrative embodiments of the invention, the selected oil does not require excessive heating in order to solubilize progesterone or estradiol. For example, when the formulation comprises medium chain fatty acid mono- and diglycerides (e.g., CAPMUL MCM) and polyethylene glycol glycerides (e.g., GELUCIRE) as a

5 surfactant, the oil and/or the surfactant can be warmed up, e.g., to about 65 C in the case of the surfactant and less in the case of the oil, to facilitate mixing of the oil and surfactant. The estradiol can be added at this temperature or at lower temperatures as the mixture cools or even after it has cooled as temperatures above room temperature, e.g., about 20 C, are not required to solubilize the estradiol in preferred oils. The
10 progesterone can also be added as the mixture cools, e.g., to below about 40 C or to below about 30 C, even down to room temperature.

 In various embodiments, estradiol is solubilized. Solubilized estradiol may include estradiol that is approximately: 90% soluble in a solvent; 93% soluble in a solvent; 95% soluble in a solvent; 97% soluble in a solvent; 99% soluble in a solvent;
15 and 100% soluble in a solvent. Solubility may be expressed as a mass fraction (% w/w, also referred to as wt%).

 In various embodiments, the solubilizing agent is selected from at least one of a solvent or co-solvent. Suitable solvents and co-solvents include any mono-, di- or triglyceride and glycols, and combinations thereof.

20 In addition to the oils referenced above for progesterone, which can also be used as solubilizers for estradiol, other solubilizers include, for example and without limitation, glyceryl mono- and di-caprylates, propylene glycol and 1,2,3-propanetriol (glycerol, glycerin, glycerine).

 Anionic and/or non-ionic surfactants can be used in other embodiments of the
25 presently disclosed formulations containing estradiol, progesterone or a combination thereof. In certain embodiments, a non-ionic surfactant is used. Exemplary non-ionic surfactants may include, for example and without limitation, one or more of oleic acid, linoleic acid, palmitic acid, and stearic acid esters or alcohols. In further embodiments, the non-ionic surfactant may comprise polyethylene sorbitol esters,

5 including polysorbate 80, which is commercially available under the trademark
TWEEN 80® (Sigma Aldrich, St. Louis, MO). Polysorbate 80 comprises
approximately 60%-70% oleic acid with the remainder comprising primarily linoleic
acids, palmitic acids, and stearic acids. Polysorbate 80 may be used in amounts
ranging from about 5 to 50%, and in certain embodiments, about 30% of the
10 formulation total mass.

In various other embodiments, the non-ionic surfactant is selected from one or
more of glycerol and polyethylene glycol esters of fatty acids, for example, lauroyl
macrogol-32 glycerides and/or lauroyl polyoxyl-32 glycerides, commercially
available as GELUCIRE, including, for example, GELUCIRE 44/11 and GELUCIRE
15 44/14. These surfactants may be used at concentrations greater than about 0.01%, and
typically in various amounts of about 0.01%-10.0%, 10.1%-20%, and 20.1%-30%. In
certain examples, below, GELUCIRE 44/14 is used as a surfactant in amounts of 1 to
10 wt%. See, e.g., Tables 13-17, below. Other non-ionic surfactants include, e.g.,
Labrasol® PEG-8 Caprylic/Capric Glycerides (Gattefosse) and Labarafil®
20 corn/apricot oil PEG-6 esters (Gattefosse).

In other embodiments, a lubricant is used. Any suitable lubricant may be
used, such as for example lecithin. Lecithin may comprise a mixture of
phospholipids.

In additional embodiments, an antioxidant is used. Any suitable antioxidant
25 may be used such as, for example and without limitation, butylated hydroxytoluene.

For example, in various embodiments, a pharmaceutical formulation
comprises about 20% to about 80% carrier by weight, about 0.1% to about 5%
lubricant by weight, and about 0.01% to about 0.1% antioxidant by weight.

5 The choice of excipient will, to a large extent, depend on factors such as the particular mode of administration, the effect of the excipient on solubility and stability, and the nature of the dosage form. Excipients used in various embodiments may include colorants, flavoring agents, preservatives and taste-masking agents. Colorants, for example, may comprise about 0.1% to about 2% by weight.

10 Preservatives may comprise methyl and propyl paraben, for example, in a ratio of about 10:1, and at a proportion of about 0.005% and 0.05% by weight.

As is with all oils, solubilizers, excipients and any other additives used in the formulations described herein, each is to be non-toxic and pharmaceutically acceptable.

15 As referenced above, the formulations of the present disclosure are generally orally administered, typically via, for example, capsules such as soft capsules. The present formulations can also be used to form transdermal patches using standard technology known in the art. Solubilized formulations of the present invention can also be formulated for intraperitoneal administration using techniques well known in

20 the art.

In accordance with various embodiments, formulations do not include peanut oil. The lack of peanut oil obviates the risk posed to those having peanut-based allergies.

25 Thus, an illustrative embodiment of a pharmaceutical composition of the invention comprises solubilized estradiol, progesterone at least 75% of the progesterone being solubilized (the balance being micronized as discussed elsewhere herein), and an oil, wherein the oil is medium chain fatty acid mono- and diesters of glycerol, with or without surfactant. In certain embodiments, a specification for progesterone is set at >80% solubilized, <20% micronized or >85% solubilized, <15%

- 5 micronized. Specific examples of such illustrative embodiments, with GELUCIRE as surfactant, in which at least about 85% of the progesterone can be solubilized, include, e.g., the following four formulations:

Formulation A- P:50/E2:0.25:

Ingredient(s)	Amount (% w/w)	Qty/Capsule (mg)
Progesterone, USP, micronized	33.33	50.00
Estradiol Hemihydrate	0.17	0.26
CAPMUL MCM, NF	65.49	98.24
GELUCIRE 44/14, NF	1.00	1.50
Total	100.00	150.00

- 10 Formulation B- P:50/E2:0.5:

Ingredient(s)	Amount (% w/w)	Qty/Capsule (mg)
Progesterone, USP, micronized	33.33	50.00
Estradiol Hemihydrate	0.35	0.52
CAPMUL MCM, NF	65.32	97.98
GELUCIRE 44/14, NF	1.00	1.50
Total	100.00	150.00

5 Formulation C - P:100/E2:0.5:

Ingredient(s)	Amount (% w/w)	Qty/Capsule (mg)
Progesterone, USP, micronized	33.33	100.00
Estradiol Hemihydrate	0.17	0.52
CAPMUL MCM, NF	65.49	196.48
GELUCIRE 44/14, NF	1.00	3.00
Total	100.00	300.00

Formulation D - P:100/E2:1:

Ingredient(s)	Amount (% w/w)	Qty/Capsule (mg)
Progesterone, USP, micronized	33.33	100.00
Estradiol Hemihydrate	0.34	1.03
CAPMUL MCM, NF	65.32	195.97
GELUCIRE 44/14, NF	1.00	3.00
Total	100.00	300.00

Formulation E- P:200/E2:2:

Ingredient(s)	Amount (% w/w)	Qty/Capsule (mg)
Progesterone, USP, micronized	33.33	200.00
Estradiol Hemihydrate	0.34	2.06
CAPMUL MCM, NF	65.32	391.94
GELUCIRE 44/14, NF	1.00	6.00
Total	100.00	600.00

5

*Note: 1.00 mg Estradiol equivalent to 1.03 mg Estradiol Hemihydrate.

Illustrative embodiments in which the carrier is a medium fatty acid ester of a glycol and which comprise a non-ionic surfactant as described herein are in liquid form, i.e., not gels, hard fats or other solid forms.

In general terms, the above formulations comprise 30 to 35 wt% progesterone, 0.1 to 0.4 wt% estradiol (or estradiol hemihydrate), 55 to 75 wt% of an oil that is predominantly medium chain fatty acid mono- and diglycerides, such as CAPMUL MCM, and 0.5 to 10 wt% non-ionic surfactant, such as GELUCIRE 44/14. The above formulations may be modified to comprise excipients, e.g., gelatin such as Gelatin 200 Bloom, glycerin, coloring agents such as Opatint red and white, and, optionally, MIGLYOL 812.

Estradiol solubilization helps ensure high content uniformity and enhanced stability. Fully solubilized progesterone formulations or partially solubilized progesterone formulations in which at least about 50% of the progesterone, e.g., 75%, 80%, 85%, 90%, or >95%, is solubilized appear to provide improved PK-related properties.

According to various embodiments described herein, a 28-day or monthly regimen of capsules can be packaged in a single kit (e.g., a blister pack) having administration days identified to improve compliance and reduce associated symptoms, among others. One or more of the capsules may contain no estradiol, for example, and/or no progesterone. Capsules that comprise no estrogen or progesterone API may be referred to as placebos. A blister pack can have a plurality of scores or perforations separating blister pack into 28 days. Each day may further comprise a single blister or a plurality of blisters. In various embodiments, each unit dose may

5 contain micronized and/or partially solubilized, or fully solubilized progesterone and/or solubilized estradiol in amounts as set forth herein above, although other dose ranges may be contemplated. In addition, kits having other configurations are also contemplated herein. For example, without limitation, kits having such blister packs may contain any number of capsules.

10 Orally administered formulations of the present disclosure containing micronized and/or partially solubilized, or fully solubilized, progesterone are also used for the treatment of endometrial hyperplasia, secondary amenorrhea and other disease states treated with supplemental progesterone. Generally, progesterone-containing formulations described herein are used to treat the effects of the
15 administration of supplemental estrogen whether administered alone or in combination with solubilized estradiol of the present disclosure or other estrogen-containing formulations. In various other embodiments, a capsule containing formulations of the present disclosure, for example a softgel capsule, may be applied in or around the vagina.

20 Formulations of the present disclosure containing solubilized estradiol are used to treat Estrogen-deficient states, including vasomotor symptoms, for example, in relation to treatment of hypoestrogenism related symptoms including, for example and without limitation, hot flashes and night sweats (vasomotor symptoms), sleep disturbances, mood changes, vulvo-vaginal atrophy, and osteoporosis and other non-
25 menopausal disease states treated with supplemental estrogen.

 Formulations of the present disclosure containing solubilized estradiol may be used to treat or prevent atrophic vaginitis or vulvo-vaginal atrophy. In various embodiments, a capsule, for example a softgel capsule, may be applied in or around the vagina.

5 Additional objects of the present disclosure includes: providing increased patient compliance secondary to ease of use; providing increased physician adoption secondary to ease of use/instruction with less worry of side effects from inappropriate usage; providing decreased side-effects from erroneous use (decreased irregular bleeding); providing better efficacy/control of symptoms secondary to appropriate use; reducing the metabolic and vascular side effects of the commonly used synthetic
10 progestins when administered alone or in combination with an estrogen (norethindrone acetate, medroxyprogesterone acetate, etc.) including, for example, stroke, heart attacks, blood clots and breast cancer.

EXAMPLES

15 EXAMPLE 1

Estradiol Solubility

In various experiments, suitable solvents were determined for providing sufficient solubility to make 2 mg of estradiol in a 100 mg fill mass, with a desired goal of achieving ~20mg/g solubility for estradiol. Initial solubility experiments were
20 done by mixing estradiol with various solvents, saturate the solution with the estradiol, equilibrate for at least 3 days and filter the un-dissolved particles and analyzing the clear supernatant for the amount of estradiol dissolved by HPLC.

Estradiol solubility experiments were performed. From this list at least one item (e.g. propylene glycol) is known to be unsuitable for encapsulation in more than
25 20% w/w concentration.

30

5 TABLE 1

Ingredient	Solubility (mg/g)
PEG 400	105*
Propylene Glycol	75*
Polysorbate 80	36*
TRANSCUTOL HP	141
CAPMUL PG8	31.2
*Literature reference –Salole, E.G. (1987) The Physicochemical Properties of Oestradiol, J Pharm and Biomed Analysis, 5, 635-640.	

In further solubility studies, estradiol was soluble at least 6 mg/gm MIGLYOL TRANSCUTOL in ratios of 81:19 to 95:5, in MIGLYOL;ethanol at 91:11, and in MIGLYOL:CAPMUL PG8 at 88:11, but not in MIGLYOL:TRANSCUTOL at 96:4, 10 MIGLYOL:Labrasol at 70:30 to 80:20, or MIGLYOL:CAPMUL PG8 at 86:14.

EXAMPLE 2

It was desired to achieve 50 mg of progesterone suspended in a medium that can also solubilize 2 mg estradiol in a total capsule fill mass of 200 mg. In order to achieve this formulation, the required solubility of estradiol needs to be ~10 mg/g. A 15 total fill weight of 200 mg was considered suitable for a size 5 oval soft gelatin capsule.

Additional solubility studies were performed to find solvent mixtures that might possibly be more suitable for soft gelatin encapsulation. Solubility studies were conducted with CAPMUL PG8 and CAPMUL MCM by mixing estradiol with 20 various solvent systems and as before by analyzing for the amount of estradiol dissolved by HPLC after filtration. Results of these experiments are presented in

5 Table 2. It can be seen from these results that mixtures containing MIGLYOL:CAPMUL PG8 at 50 %; and also CAPMUL MCM alone or in combination with 20% Polysorbate 80 can achieve sufficient solubility to meet the target of 10 mg/g. CAPMUL PG8 mixed with MIGLYOL at the 15 and 30% level did not provide sufficient solubility.

10 TABLE 2

Ingredient	Solubility (mg/g)
MIGLYOL:CAPMUL PG8 (85:15)	4.40
MIGLYOL:CAPMUL PG8 (70:30)	8.60
TRANSCUTOL:MIGLYOL 812:CAPMUL PG8 (5:65:28)	>12
TRANSCUTOL:MIGLYOL 812:CAPMUL PG8 (5:47:47)	>12
MIGLYOL:CAPMUL PG8 (50:50)	14.0
CAPMUL MCM	19.8
Polysorbate 80:CAPMUL MCM (20:80)	15.0

EXAMPLE 3

Additional studies were performed to assess the stability of estradiol (4-6 mg) in solvent mixtures, as reported in Table 3. MIGLYOL 812 with 4% TRANSCUTOL precipitated on Hot/Cold cycling after 96 hours, while estradiol solubilized in
 15 MIGLYOL:CAPMUL blends at 30 and 50% or in CAPMUL MCM alone, did not precipitate under the same conditions for a minimum of 14 days.

5 TABLE 3

Formulation	Estradiol mg/g	Results Hot/Cold Cycling
TRANSCUTOL:MIGLYOL 812 (4:96)	4	Crystallizes after 96 hours
MIGLYOL 812:CAPMUL PG8 (70:30)	6	Clear, after 14 days
MIGLYOL 812:CAPMUL PG8 (50:50)	6	Clear, after 14 days
TRANSCUTOL:MIGLYOL 812:CAPMUL PG8 (5:80:15)	6	Clear, after 14 days
CAPMUL MCM	6	Clear after 14 days

12 mg estradiol solubilized in MIGLYOL:CAPMUL PG8 50:50, CAPMUL MCM, and in mixtures of TRANSCUTOL: MIGLYOL: CAPMUL PG8 are stable and do not precipitate for at least 12 days.

10 TABLE 4

Formulation	Estradiol mg/g	Results Hot/Cold Cycling
MIGLYOL 812:CAPMUL PG8 (50:50)	12	Clear, after 12 days
TRANSCUTOL:MIGLYOL 812:CAPMUL PG8 (5:65:28)	12	Clear, after 12 days
TRANSCUTOL:MIGLYOL 812:CAPMUL PG8 (5:47:47)	12	Clear, after 12 days
CAPMUL MCM	12	Clear after 12 days

EXAMPLE 4

In addition to determining physical stability of the estradiol solutions over time, it is necessary to determine if the fill material will be stable during the encapsulation process. One way to test these preparations is with the addition of water to the fill mass. As can be seen in Table 5, estradiol solutions at a concentration of 6 mg/g in Polyethylene Glycol 400 and CAPMUL MCM are able to absorb a minimum

5 of 7% water without recrystallization, whereas the same concentration in MIGLYOL 812:CAPMUL PG8 (75:25) precipitates.

Estradiol solutions at a concentration of 12 mg/g in Polyethylene Glycol 400 and CAPMUL MCM are able to absorb a minimum of 7% water without recrystallization. All CAPMUL PG8 containing formulations turned hazy on the
 10 addition of water. However, it should be noted that estradiol recrystallization was not observed, and the addition of water to CAPMUL PG 8 alone (without any estradiol) also turns hazy on the addition of water.

TABLE 5

Formulation	Estradiol mg/g	Results after addition of 7% water
MIGLYOL 812:CAPMUL PG8 (75:25)	6	Precipitated
MIGLYOL 812:CAPMUL PG8 (50:50)	12	Hazy
TRANSCUTOL:MIGLYOL 812:CAPMUL PG8 (5:65:28)	12	Hazy
CAPMUL MCM	12	Clear
TRANSCUTOL:MIGLYOL 812:CAPMUL PG8 (5:47:47)	12	Hazy
Polyethylene Glycol 400	12	clear

15 EXAMPLE 5

In an exemplary embodiment, a capsule is provided containing a fill material comprising:

5

TABLE 6

Ingredient	Mg/Capsule
Estradiol Hemihydrate	2.00
Triglyceride of caprylic/capric acid (e.g., MIGLYOL 812)	qs
Diethylene Glycol Monoethylether (TRANSCUTOL HP)	65.00
Liquid lecithin	1.63
Butylated Hydroxytoluene	0.13
Total Fill Weight	325

EXAMPLE 6

In an exemplary embodiment, a capsule is provided containing a fill material comprising:

10

TABLE 7

Ingredient	Mg/Capsule
Estradiol Hemihydrate	2.00
Monoglycerides/diglycerides of capric acid (e.g., CAPMUL MCM)	qs
Liquid lecithin	1.63
Polysorbate 80	97.5
Total Fill Weight	325

In an exemplary embodiment, a capsule is provided containing a fill material comprising:

TABLE 8

Ingredient	Mg/Capsule	% w/w	Amount/Batch
Estradiol Hemihydrate	2.03	0.62	20.2 g
Monoglycerides/diglycerides of capric acid (e.g., CAPMUL MCM)	322.97	99.38	3.23 kg
Total		100	3.25 kg

5 The above formulation is prepared as follows: estradiol is added to CAPMUL MCM and mixed until dissolved.

EXAMPLE 7

Progesterone Solubility

10 In various embodiments, both estradiol and progesterone may be dissolved in a solvent. In various embodiments, the solubility of both estradiol and progesterone will be such that a therapeutically effective dose may be obtained in a reasonably sized mass, generally considered to be between 1 mg and 1200 mg, preferably suitable for encapsulation in a size 3 to 22 oval or oblong capsule. For example, in various embodiments, 50 mg to 100 mg of progesterone may be dissolved in a volume
15 of solvent; i.e., the solubility would be 50 mg to 100 mg per capsule. MIGLYOL was attempted, and while it can be considered a good carrier for progesterone, it alone did not provide a desirable level of solubilization of estradiol (e.g., solubility of 12 mg/g may be desirable in various embodiments). Thus, MIGLYOL may be used in embodiments comprising a suspension of progesterone, though MIGLYOL, standing
20 alone, is not desirable for use in embodiments having fully solubilized progesterone and/or estradiol.

 As can be seen in Table 9, the solubility of progesterone in CAPMUL MCM is ~73 mg/g. Therefore, by suspending 200 mg progesterone in 400 mg of solvent, part of the dose (~14%) is already dissolved and the remaining is still a suspension. In
25 some aspects and embodiments, it is desired to minimize the partial solubility of progesterone in the formulation in order to minimize the possibility of recrystallization.

 Based on 73 mg/g solubility, the capsule size required to make a capsule of 50 mg solubilized progesterone would be 685 mg. Therefore, it was shown that it would

5 be feasible to make a 50 mg progesterone and 2 mg estradiol solubilized formulation. MIGLYOL had the lowest solubility, but that solvent is unable to dissolve the estradiol, therefore under further experiments, it was decided to proceed with the second lowest or CAPMUL MCM. It has also been found that 2 mg of estradiol may also be dissolved in 685 mg of CAPMUL MCM.

10 TABLE 9

Ingredient	Progesterone Solubility (mg/g)
CAPMUL MCM	73.4
CAPMUL PG8	95
MIGLYOL 812	27.8
CAPMUL MCM : GELUCIRE 44/14 (9:1)	86.4
CAPMUL MCM : GELUCIRE 44/14 (7:3)	70.5
CAPMUL MCM : GELUCIRE 44/14 (6:3)	57.4

In addition, it has been found that the solubility of progesterone in a solvent of CAPMUL MCM in combination with GELUCIRE 44/14 in a 9:1 ratio increases the solubility to approximately 86 mg/g. Therefore, in various embodiments, progesterone and/or estradiol may be dissolved in a CAPMUL MCM and GELUCIRE 44/14 system, wherein the ratio of CAPMUL MCM to GELUCIRE 44/14 is 9:1.

5 TABLE 10

Ingredient	Progesterone Solubility (mg/g)
CAPMUL MCM: GELUCIRE 44/14 (9:1)	86.4
CAPMUL MCM: GELUCIRE 44/14 (7:3)	70.5
CAPMUL MCM: GELUCIRE 44/14 (6:4)	57.4

EXAMPLE 7-1

In an exemplary embodiment, a capsule is provided containing a fill material having fully solubilized progesterone and estradiol comprising:

10

TABLE 11

Ingredient	Mass (mg)	% w/w	Qty/Capsule (mg)
Progesterone, USP, micronized	50.00	7.14	50.00
Estradiol Hemihydrate, USP	2.03	0.29	2.03
CAPMUL MCM, NF		82.57	577.97
GELUCIRE 44/14, NF		10.0	70.00
TOTAL		100.00	700.00

A capsule such as that shown in Table 11 may be manufactured in any suitable manner. For the purposes of this Example, mixing may be facilitated by an impellor, agitator, or other suitable means. Also for the purposes of this Example, heating and/or mixing may be performed under an inert or relatively inert gas atmosphere, such as nitrogen gas N₂. Mixing and/or heating for the purposes of this Example may be performed in any suitable vessel, such as a stainless steel vessel.

For example, CAPMUL MCM may be heated to between 30°C to 50°C, more preferably from 35°C to 45°C, and more preferably to 40°C +/- 2°C. GELUCIRE 44/14 may be added to the CAPMUL: MCM and mixed until dissolved. The addition

5 may occur all at once or may occur gradually over a period of time. Heat may continue to be applied during the mixing of the GELUCIRE 44/14 and the CAPMUL MCM.

Heat may be removed from the GELUCIRE 44/14 and CAPMUL MCM mixture. Estradiol Hemihydrate may be added to the mixture. The addition may
 10 occur all at once or may occur gradually over a period of time. Micronized progesterone may then be added to the GELUCIRE 44/14, CAPMUL MCM and Estradiol Hemihydrate mixture until dissolved. The addition may occur all at once or may occur gradually over a period of time.

EXAMPLE 8

15 In an exemplary embodiment, a capsule is provided containing a fill material having suspended progesterone comprising:

TABLE 12

Ingredient	mg/ Capsule	%	Function
Micronized Progesterone	200.00	30.77	Active
Medium Chain Triglyceride (MIGLYOL 812 or equivalent)	qs	qs	Carrier
Lecithin Liquid	1.63	0.25	Lubricant/ Emulsifier
Butylated Hydroxytoluene (also referred to as "BHT")	0.13	0.02	Antioxidant

5 The above formulation is prepared as follows: MIGLYOL is heated to about 45°C. GELUCIRE 44/14 is added and mixed until dissolved. BHT is added and mixed until dissolved. Progesterone is suspended and passed through a colloid mill. The resultant fill mass can be used for encapsulation.

10 In an exemplary embodiment, a capsule is provided containing a fill material having partially solubilized progesterone comprising:

TABLE 13

Ingredient	Qty/Capsule (mg)	% w/w	Qty/Capsule (mg)	Amount/Batch (kg)
Micronized Progesterone, USP	200.00	33.33	Active	2.0
Monoglycerides/diglycerides/triglycerides of caprylic/capric acid (CAPMUL MCM)	394.0	65.67	Carrier	3.94
Lauroyl polyoxyl-32-glycerides (GELUCIRE 44/14 or equivalent)	6.0	1	Lubricant/Emulsifier	0.06
Total	600.00 mg	100		6.0 kg

15 For suspensions of progesterone and partially solubilized progesterone, GELUCIRE 44/14 may be added at 1% to 2% w/w to increase viscosity. The above formulation is prepared as follows: CAPMUL MCM is heated to about 65°C. GELUCIRE 44/14 is added and mixed until dissolved. Heat is removed. Progesterone is added and the mixture is passed through a colloid mill. The resultant fill mass can be used for encapsulation.

20

5 EXAMPLE 9

In an exemplary embodiment, a capsule is provided containing a fill material having suspended progesterone comprising:

TABLE 14

Ingredient	%	mg/ Capsule	Function
Micronized Progesterone	30.77	200.00	Active
Medium Chain Triglyceride (MIGLYOL 812 or equivalent)	65.93	428.55	Carrier
Lauroyl polyoxyl-32-glycerides (GELUCIRE 44/14 or equivalent)	3.00	19.50	Suspending Agent
Butylated Hydroxytoluene	0.03	1.95	Antioxidant
Total	100	650	

10 In various embodiments, amounts of MIGLYOL may be present in a range from about 35-95% by weight; GELUCIRE 44/14 from about 0.5-30% by weight; and BHT from about 0.01-0.1% by weight.

EXAMPLE 10

For the purposes of this Example, a particle size analysis is conducted by
15 using the Beckman Device. A sample API comprising micronized progesterone in accordance with various embodiments is provided for analysis.

Approximately 0.01 g of a sample API in accordance with various
embodiments was combined with Coulter 1B and 10 mL of deionized water.
Sonication was performed for 15 seconds. The Beckman Device, equipped with a
20 ULM, performed analysis for 90 seconds. The Beckman Device was configured to use the Fraunhofer optical model. The Beckman Device yielded that the sample has

5 an X50 of 4.279 μm , an X75 of 7.442 μm , and an X25 of 1.590 μm . The Beckman Device also yielded that the mean particle size is 4.975 μm , the median particle size is 4.279 μm , the mode particle size is 6.453 μm , and the standard deviation is 3.956 μm . A graph of the particle distribution obtained is shown in Figure 4.

EXAMPLE 11

10 A formulation sample having approximately 200 mg of micronized progesterone and 2 mg of estradiol was dispersed with oil. The Beckman Device, equipped with a MLM, performed analysis for 60 seconds. The Beckman Device was configured to use the Fraunhofer optical model. The Beckman Device yielded that the sample has an X50 of 11.0 μm , an X75 of 17.3 μm , and an X25 of 5.3 μm . The
15 Beckman Device also yielded that the mean particle size is 11.8 μm , the median particle size is 11.04 μm , the mode particle size is 13.6 μm , and the standard deviation is 7.8 μm .

EXAMPLE 12

 In order to increase the solubility of progesterone in the final solution,
20 GELUCIRE 44/14 was added at about 10% w/w.

25

30

5 TABLE 15: Quantitative Formula: Batch Size 10,000 capsules

Item No.	Ingredient(s)	Label Claim (mg)	% w/w	Qty/Capsule (mg)	Amount/Batch (kg)
1.	Progesterone, USP, micronized	50.00	7.14	50.00	0.50
2.	Estradiol Hemihydrate, USP	2.03	0.29	2.03	0.02
3.	CAPMUL MCM, NF		82.57	577.97	5.78
4.	GELUCIRE 44/14, NF		10.0	70.00	0.70
		Total:	100.00	700.00	7.00

An example of the final formulation is provided in Table 15. The manufacturing process is as follows. CAPMUL MCM is heated to 40°C. GELUCIRE 44/14 is heated to 65 C and added and mixed until dissolved. Heat is removed. Estradiol is added and mixed until dissolved. Micronized progesterone is then added and mixed until dissolved.

EXAMPLE 13

In an exemplary embodiment, a capsule is provided containing a fill material having fully solubilized estradiol and partially solubilized progesterone comprising:

15

20

5

TABLE 16

Item No.	Ingredient(s)	Label Claim (mg)	% w/w	Qty/Capsule (mg)	Amount/Batch (g)
1.	Progesterone, USP, micronized	50.00	25.000	50.00	500.00
2.	Estradiol Hemihydrate	0.25	0.129	0.26	2.58
3.	CAPMUL MCM, NF		73.371	146.74	1467.42
4.	GELUCIRE 44/14, NF		1.500	3.00	30.00
		Total:	100.000	200.00 mg	2000.00

The manufacturing process is as follows. CAPMUL MCM is heated to 65°C. GELUCIRE 44/14 is added and mixed until dissolved. Heat is removed. Estradiol is added and mixed until dissolved. Micronized progesterone is then added and dispersed. The mixture is then passed through a colloid mill. The resultant fill mass can be used for encapsulation.

EXAMPLE 14

In an exemplary embodiment, a capsule is provided containing a fill material having fully solubilized estradiol and partially solubilized progesterone comprising:

15

20

5

TABLE 17

Item No.	Ingredient(s)	Label Claim (mg)	% w/w	Qty/Capsule (mg)	Amount/Batch (g)
1.	Progesterone, USP, micronized	200.00	33.33	200.0	2000.0
2.	Estradiol Hemihydrate	2.00	0.35	2.07	20.7
3.	CAPMUL MCM, NF		65.32	391.93	3919.3
4.	GELUCIRE 44/14, NF		1.00	6.0	60.0
		Total:	100.00	600.0 mg	6000.0

The manufacturing process is as follows. CAPMUL MCM is heated to 65°C. GELUCIRE 44/14 is added and mixed until dissolved. Heat is removed. Estradiol is added and mixed until dissolved. Micronized progesterone is then added and dispersed. The mixture is then passed through a colloid mill. The resultant fill mass can be used for encapsulation. Alternatively, GELUCIRE 44/14 is heated to 65 C and CAPMUL MCM is heated to 40 C +/-5 C to achieve mixing of the oil and the surfactant before heat is removed; estradiol is added while the mixture is cooling; progesterone is added when the mixture has dropped below about 40 C; the mixture is then passed through a colloid mill, e.g., three times.

EXAMPLE 15

Study 352 - Progesterone and Estradiol Combination Study under Fed Conditions.

This following study protocol was used to establish bio-availability and bio-equivalence parameters for a combination product of the present disclosure

5 comprising progesterone (200 mg) and estradiol (2.0 mg) as prepared via the process described in Example 14 and compared to 200 mg of PROMETRIUM (Catalent Pharmaceuticals, St. Petersburg, FL (and 2.0 mg of ESTRACE (estradiol vaginal cream, USP, 0.01%) (Bristol-Myers Squibb Co. Princeton, NJ), administered to
 10 twenty-four (24) normal healthy, adult human post-menopausal female subjects under fed conditions.

The pharmaceutical formulation of the invention used in these PK studies had substantially the following formula:

Ingredient(s)	Amount (% w/w)	Qty/Capsule (mg)
Progesterone, USP, micronized	7.14	50.00
Estradiol Hemihydrate, USP Micronized	0.30	2.07
CAPMUL MCM, NF, USP	83.27	582.93
GELUCIRE 44/14, NF	9.29	650
Total	100.00	700

15 The Study Design: An open-label, balanced, randomized, two-treatment, two-period, two-sequence, single-dose, two-way crossover study.

The subjects were housed in the clinical facility from at least 11.00 hours pre-dose to at least 48.00 hours post-dose in each period, with a washout period of at least 14 days between the successive dosing days.

20 Subjects were fasted for at least about 10.00 hours before being served a high-fat, high-calorie breakfast, followed by dosing, then followed by a 04.00 hour, post-dose additional period of fasting.

5 Standard meals were provided at about 04.00, 09.00, 13.00, 25.00, 29.00, 34.00 and 38.00 hours post-dose, respectively.

Water was restricted at least about 01 hour prior to dosing until about 01 hour post-dose (except for water given during dosing). At other times, drinking water was provided ad libitum.

10 Subjects were instructed to abstain from consuming caffeine and/or xanthine containing products (i.e. coffee, tea, chocolate, and caffeine-containing sodas, colas, etc.) for at least about 24.00 hours prior to dosing and throughout the study, grapefruit and/or its juice and poppy containing foods for at least about 48.00 hours prior to dosing and throughout the study.

15 Subjects remained seated upright for about the first 04.00 hours post-dose and only necessary movements were allowed during this period. Thereafter subjects were allowed to ambulate freely during the remaining part of the study. Subjects were not allowed to lie down (except as directed by the physician secondary to adverse events) during restriction period.

20 Subjects were instructed not to take any prescription medications within 14 days prior to study check in and throughout the study. Subjects were instructed not to take any over the counter medicinal products, herbal medications, etc. within 7 days prior to study check-in and throughout the study.

25 After overnight fasting of at least about 10.00 hours, a high-fat high-calorie breakfast was served about 30 minutes prior to administration of investigational product(s). All subjects were required to consume their entire breakfast within about 30 minutes of it being served, a single dose of either test product (T) of Progesterone 200 mg & Estradiol 2 mg tablets or the reference product (R) PROMETRIUM (Progesterone) soft gel Capsule 200 mg and ESTRACE® (Estradiol) Tablets 2 mg

5 (according to the randomization schedule) were administered with about 240 mL of water under fed condition, at ambient temperature in each period in sitting posture. A thorough mouth check was done to assess the compliance to dosing.

All dosed study subjects were assessed for laboratory tests at the end of the study or as applicable.

10 In each period, twenty-three (23) blood samples were collected. The pre-dose (10 mL) blood samples at -01.00, -00.50, 00.00 hours and the post-dose blood samples (08 mL each) were collected at 00.25, 00.50, 00.67, 00.83, 01.00, 01.33, 01.67, 02.00, 02.50, 03.00, 04.00, 05.00, 06.00, 07.00, 08.00, 10.00, 12.00, 18.00, 24.00 and 48.00 hours in labeled K2EDTA – vacutainers via an indwelling cannula
15 placed in one of the forearm veins of the subjects. Each intravenous indwelling cannula was kept in situ as long as possible by injecting about 0.5 mL of 10 IU / mL of heparin in normal saline solution to maintain the cannula for collection of the post-dose samples. In such cases, blood samples were collected after discarding the first 0.5 mL of heparin containing blood. Each cannula was removed after the 24.00 hour
20 sample was drawn or earlier or if blocked.

At the end of the study, the samples were transferred to the bio-analytical facility in a box containing sufficient dry ice to maintain the integrity of the samples. These samples were stored at a temperature of $-70^{\circ}\text{C} \pm 20^{\circ}\text{C}$ in the bio-analytical facility until analysis.

25 Progesterone (Corrected and Uncorrected) and Estradiol (unconjugated) and estrone (total) in plasma samples is assayed using a validated LC-MS/MS method.

The pharmacokinetic parameters C_{max} , $\text{AUC}(0-t)$ & $\text{AUC}(0-\infty)$ were calculated on data obtained from 24 subjects for the test product and reference

5 product. In general, bioavailability of progesterone and estradiol were similar but bioequivalence was not established.

Corrected pharmacokinetic profile summaries are presented in Table 18, below, for progesterone.

10 **TABLE 18 : Summary of Primary Pharmacokinetic Profile of Test Product (T) versus Reference Product (R) for Progesterone (Corrected)**

Pharmacokinetic Parameter	Geometric Mean*		Arithmetic Mean \pm Standard Deviation	
	Test Product (T)	Reference Product (R)	Test Product (T)	Reference Product(R)
C_{\max}	47.0	43.0	81.0 \pm 82.8	117.7 \pm 173.7
AUC_{0-t}	107.6	97.8	163.9 \pm 136.5	191.1 \pm 241.7
$AUC_{0-\infty}$	110.7	110.0	173.5 \pm 143.0	207.1 \pm 250.3

*Estimate of Least Square Mean used to calculate Geometric Mean

15 Study 351 - Progesterone and Estradiol Combination Study under Fasting Conditions.

Fasted studies using the above protocol and test and reference products were also conducted. However, rather than the high-fat meal prior to administration of the test and reference drug, each subject fasted for a period of at least twelve (12) hours prior to dose administration.

20 The pharmacokinetic parameters C_{\max} , AUC_{0-t} & $AUC_{0-\infty}$ were calculated on data obtained from 23 subjects under fasting conditions for the test product and reference product. In general, bioavailability of progesterone and estradiol were similar but bioequivalence was not established.

25 Corrected pharmacokinetic profile summaries are presented in Table 19, below, for progesterone.

5 **TABLE 19: Summary of Primary Pharmacokinetic Profile of Test Product (T) versus Reference Product (R) for Progesterone (Corrected)**

Pharmacokinetic Parameter	Geometric Mean*		Arithmetic Mean±Standard Deviation	
	Test Product (T)	Reference Product (R)	Test Product (T)	Reference Product(R)
C _{max}	2.3	3.0	2.9 ± 2.3	3.9 ± 3.4
AUC _{0-t}	8.4	10.9	11.2 ± 8.7	14.5 ± 11.0
AUC _{0-∞}	12.9	17.2	15.1 ± 9.0	19.6 ± 10.2

*Estimate of Least Square Mean used to calculate Geometric Mean

10 The data indicate good (i.e., low) inter-patient and intra-patient variability relative to PROMETRIUM).

EXAMPLE 16

Method of manufacture in accordance with various embodiments are shown in Figures 1-3. With reference to Figure 1, method of fill material 100 is shown. Step
15 102 comprises heating an oily vehicle carrier to 40°C ±5°C. Heating may be accomplished through any suitable means. The heating may be performed in any suitable vessel, such as a stainless steel vessel. The oily vehicle may be any oily vehicle described herein, for example, CAPMUL MCM.

Step 104 comprises mixing GELUCIRE 44/14 with the oily vehicle. Mixing
20 may be facilitated by an impellor, agitator, or other suitable means. Step 102 may be performed under an inert or relatively inert gas atmosphere, such as nitrogen gas N₂. Mixing may be performed in any suitable vessel, such as a stainless steel vessel.

Step 106 comprises mixing estradiol into the mixture of the oily vehicle and GELUCIRE 44/14. Mixing may occur in a steel tank or vat. Mixing may be
25 facilitated by an impellor, agitator, or other suitable means. Step 106 may be performed under an inert or relatively inert gas atmosphere, such as nitrogen gas N₂.

5 Step 108 comprises cooling to room temperature. Cooling may be allowed to occur without intervention or cooling may be aided by application of a cooling system.

 Step 110 comprises mixing micronized progesterone into the mixture of oily vehicle, estradiol and GELUCIRE 44/14. Mixing may occur in a steel tank or vat.
10 Mixing may be facilitated by an impellor, agitator, or other suitable means. Step 110 may be performed under an inert or relatively inert gas atmosphere, such as nitrogen gas N₂. Step 112 comprises degasing. The resulting mixture from step 112 may comprise a fill material suitable for production into a softgel capsule.

 With reference to Figure 2, softgel capsule, i.e. gel mass, production 200 is
15 shown. Step 202 comprises mixing glycerin with water. The water used in step 202 may be purified by any suitable means, such as reverse osmosis, ozonation, filtration (e.g., through a carbon column) or the like. Mixing may be facilitated by an impellor, agitator, or other suitable means. Step 202 may be performed under an inert or relatively inert gas atmosphere, such as nitrogen gas N₂. Heating may be performed
20 until the temperature reaches 80°C±5°C.

 Step 204 comprises the addition of gelatin to the glycerin water mixture. Mixing may be facilitated by an impellor, agitator, or other suitable means. Step 204 may be performed under an inert or relatively inert gas atmosphere, such as nitrogen gas N₂. A vacuum may be drawn in step 204 to de-aerate.

25 Step 206 comprises addition of a coloring agent such as a dye. A coloring agent may comprise products sold under the trademark OPATINT or other suitable agent. Step 206 may be performed under an inert or relatively inert gas atmosphere, such as nitrogen gas N₂. Step 208 comprises degasing. The resulting mixture from

5 step 208 may comprise a gel capsule material suitable for use as a gel capsule in production of a softgel capsule.

 With reference to Figure 3, softgel capsule assembly process 300 is shown. Step 302 comprises heating the fill material. The fill material may be heated to any suitable temperature. In various embodiments, the fill material is heated to 30°C +/-
10 3°C. Fill material may be heated in a fill hopper. A fill hopper may comprise a device configured to hold a volume of the fill material and/or to dispense the fill material in controlled volumes.

 Step 304 comprises filling a gel mass. A gel mass may be taken from the gel capsule material produced in step 208 of Figure 2. Filling may be performed by
15 injecting, placing, or otherwise disposing the fill material within a volume defined by the gel capsule material. The filling may occur in an encapsulator. The spreader boxes may be a temperature of 55°C +/- 10°C. The wedge temperature may be 38°C +/- 3°C. The drum cooling temperature may be 4°C +/- 2°C. The encapsulator may be lubricated using MIGLYOL 812 or other suitable lubricant. Step 304 thus produces
20 one or more softgel capsules. Filling may comprise producing a ribbon of thickness 0.85mm±0.05 mm using spreader box knobs. The fill material may be injected into the gel to produce a fill weight having target weight ± 5% (i.e., 650±33 mg and 325±16.3 mg).

 Step 306 comprises drying the softgel capsules. Drying may be performed in
25 a tumble dryer, tray dryer, or combinations thereof. For example, drying may be performed in a tumble drying basket for between about 10 minutes and about 120 minutes. Drying may continue in a drying room for about 24 hours to about 72 hours. Step 308 may comprise inspection and/or polishing. Polishing may be performed with isopropyl alcohol. Step 310 may comprise packaging. Packaging may be

5 accomplished through any suitable means. Packaging may comprise packing softgel capsules into a blister pack, bottle, box, pouch, or other acceptable packaging.

EXAMPLE 17

I. Solubility of Estradiol in Soy Bean Oil, Peanut Oil, and Safflower Oil

10 Data was obtained visually by making the mixtures described below, sonicating the mixtures, and then seeing if a clear solution resulted. If a clear solution was achieved, it was an indication of solubility at the level studied.

Procedures and Results:

Step 1.

15 0.3% of Estradiol suspension in each oil was prepared by adding 30 mg Estradiol to solvent and QS to 10 g. Samples were mixed on vortex for 2 hours, heated @ 50°C for 30 minutes and then mixed for 1 hour more. All samples were still in suspension form.

Step 2.

20 Each sample was diluted to 0.24% (by adding 2.5 g more oil) and mixed for 2 hours and heated @ 50°C for 30 min and mixed again for one hour. All the samples were still cloudy. Samples were kept at room temperature overnight to see if they precipitate or if un-dissolved API settles out. After 20 hours at room temperature, it was observed that all samples still had un-dissolved API.

25 Step 3.

Each sample was diluted to 0.2% (by adding 2.5 g more oil) and mixed 2 for hours and heated @ 50°C for 30 min and mixed again for one hour. All the samples were still slightly cloudy, indicating that the estradiol was not completely dissolved.

30

5 TABLE 20

Ingredient	Estradiol Solubility (mg/g)	Estradiol Solubility (% w/w)
Peanut Oil	<2	<0.2
Safflower Oil	<2	<0.2
Soy Bean Oil	<2	<0.2

The solubility of estradiol in all three oils was less than 2 mg/g (0.2% w/w). This level of solubility is significantly below the solubility that the present inventors have discovered can be achieved in other oils, e.g., medium chain fatty acid esters, such as the mono/diglycerides, propylene glycol esters, and polyethylene glycol esters discussed above.

In sum, if no heat is used to dissolve estradiol in safflower oil, it will not go into solution. Given that the estradiol did not dissolve at 50 C, oils such as safflower oil will not be useful in the methods of the invention using medium chain fatty acid esters as described hereinabove.

II. Solubility in Safflower Oil

In a separate experiment, 50 g of safflower oil was heated to 85-88°C and 60 mg estradiol was added, mixed until fully dissolved (1 hr), and allowed to cool to room temperature. The solubility achieved was 1.0 mg/ml. Addition of progesterone to a sample of the estradiol solution did not affect the solubility of estradiol.

Unsaturated fats are prone to oxidation, i.e., rancidity. Peroxides are intermediates formed during oxidation and the Peroxide Value is an indicator of extent of oxidation. The US Pharmacopeia specification for Peroxide Value of safflower oil is 10 max. Heating the oil, e.g., to 85°C, has been shown to increase the Peroxide Value. In contrast, medium chain fatty acid glycols, such as CAPMUL

5 MCM and Myglyol 812, which comprise saturated C8-C10 fatty acid esters, have much lower Peroxide Values, e.g., on the order of 1 or less.

EXAMPLE 18

Dissolution

Dissolution studies were performed using a formulation of this invention
10 comparing the dissolution of progesterone to the dissolution of PROMETRIUM and comparing the dissolution of estradiol to the dissolution of ESTRACE. In one study, a formulation of the invention in capsules comprising 200 mg of progesterone and 2 mg estradiol was used. In a second study, a formulation of the invention in capsules comprising 50 mg of progesterone and 2 mg estradiol was used. The two
15 formulations comprised:

The dissolution study was performed using a USP dissolution apparatus (reciprocating cylinder) ("USP Apparatus 3"). The apparatus was set to 30 dips per minute. 250 mL of a solution of 0.1N HCl with 3% sodium lauryl sulfate was used at 37 C.

20 In both studies, progesterone was dissolved faster, and with smaller standard deviations, from the capsules of the invention than from PROMETRIUM. Dissolution of estradiol was comparable but marginally slower from the capsules of the invention than from ESTRACE. For illustrative purposes, a graph showing progesterone dissolution from the 200 mg progesterone capsule of the invention and from
25 PROMETRIUM is attached as Figure 5.

Both capsules of the invention were stable on storage in white HDPE bottles. Positive stability data were obtained with the 200 mg progesterone formulation over 6 months (>6 months data unavailable) and with the 50 mg progesterone formulation over 3 months (>3 months data unavailable).

5 It will be apparent to those skilled in the art that various modifications and variations can be made in the present disclosure without departing from the spirit or scope of the disclosure. Thus, it is intended that the present disclosure cover the modifications and variations of this disclosure provided they come within the scope of the appended claims and their equivalents.

10 Likewise, numerous characteristics and advantages have been set forth in the preceding description, including various alternatives together with details of the structure and function of the devices and/or methods. This disclosure is intended as illustrative only and as such is not intended to be exhaustive. It will be evident to those skilled in the art that various modifications may be made, especially in matters
15 of structure, materials, elements, components, shape, size and arrangement of parts including combinations within the principles of the disclosure, to the full extent indicated by the broad general meaning of the terms in which the appended claims are expressed. To the extent that these various modifications do not depart from the spirit and scope of the appended claims, they are intended to be encompassed therein.

20

5

CLAIMS

We Claim:

1. A pharmaceutical formulation for administering estradiol and progesterone to a mammal in need thereof, comprising
 - (i) solubilized estradiol; and
 - 10 (ii) fully solubilized progesterone or partially solubilized progesterone; and,
 - (iii) an oil, wherein the oil comprises a medium chain fatty acid glycol ester or mixtures thereof.
2. The pharmaceutical formulation of claim 1 wherein the oil comprises medium
15 chain fatty acid esters of glycerol, polyethylene glycol, or propylene glycol, or mixtures thereof and wherein the medium chain fatty acids are predominantly:
C6 to C12 fatty acids,
C6 to C10 fatty acids,
C8 to C12 fatty acids, or
20 C8 to C10 fatty acids.
3. The pharmaceutical formulation of claim 2 wherein the oil is predominantly mono- and diglycerides.
- 25 4. The pharmaceutical formulation of claim 3 wherein the fatty acids are predominantly C8 to C10.
5. The pharmaceutical formulation of claim 3 wherein the fatty acids are predominantly saturated.

30

- 5 6. The pharmaceutical formulation of claim 4 wherein the fatty acids are
predominantly saturated.
7. The pharmaceutical formulation of claim 2 wherein the oil is predominantly
triglycerides.
- 10
8. The pharmaceutical formulation of claim 7 wherein the fatty acids are
predominantly C8 and C10.
9. The pharmaceutical formulation of claim 7 wherein the fatty acids are
15 predominantly saturated.
10. The pharmaceutical formulation of claim 9 wherein the fatty acids are
predominantly saturated.
- 20 11. The pharmaceutical formulation any of claims 3, 4, 5, or 6 which further
comprises a non-ionic surfactant.
12. The pharmaceutical formulation any of claims 7, 8, 9, or 10 which further
comprises a non-ionic surfactant.
- 25 13. The pharmaceutical formulation of any of claims 1 -10 that comprises
estradiol and micronized and partially solubilized progesterone, wherein at least 80%
of the total progesterone is solubilized.

- 5 14. The pharmaceutical formulation of claim 11 wherein the surfactant is lauroyl polyoxyl-32-glycerides.
15. The pharmaceutical formulation of claim 1 in a hard capsule, a soft capsule, or a tablet for oral administration.
- 10 16. The pharmaceutical formulation of claim 1 comprising:
30 to 35 wt% progesterone,
0.1 to 0.4 wt% estradiol,
55 to 75 wt% of an oil that is predominantly medium chain fatty acid mono- and
15 diglycerides, and
0.5 to 10 wt% non-ionic surfactant.
17. The pharmaceutical formulation of claim 16 in which the capsule comprises gelatin, glycerol, and coloring agents.
- 20 18. A method of effecting hormone replacement therapy in a women in need thereof comprising orally administering to the woman an effective amount of the encapsulated pharmaceutical formulation of any of the preceding claims.
- 25

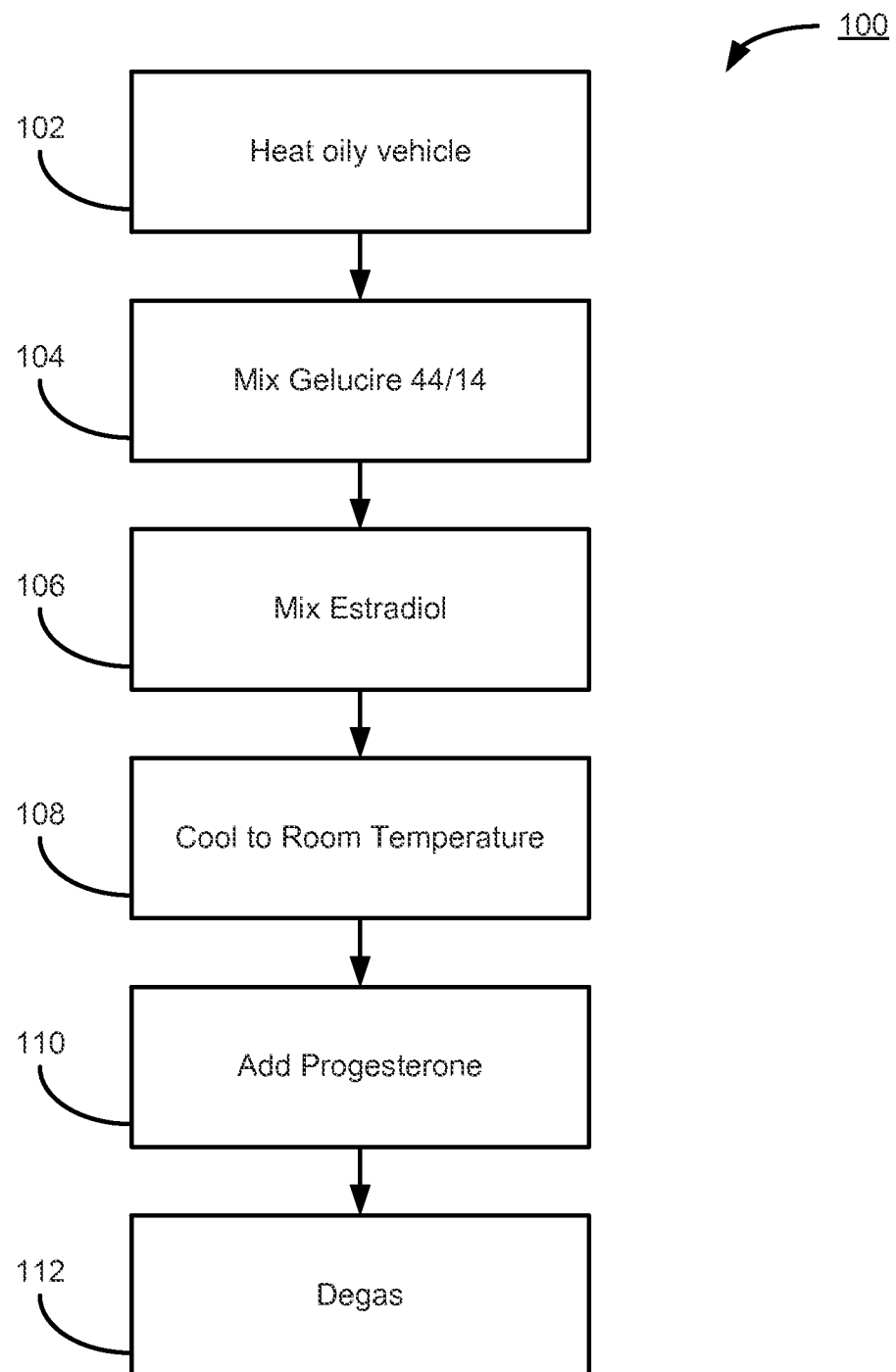


FIG. 1

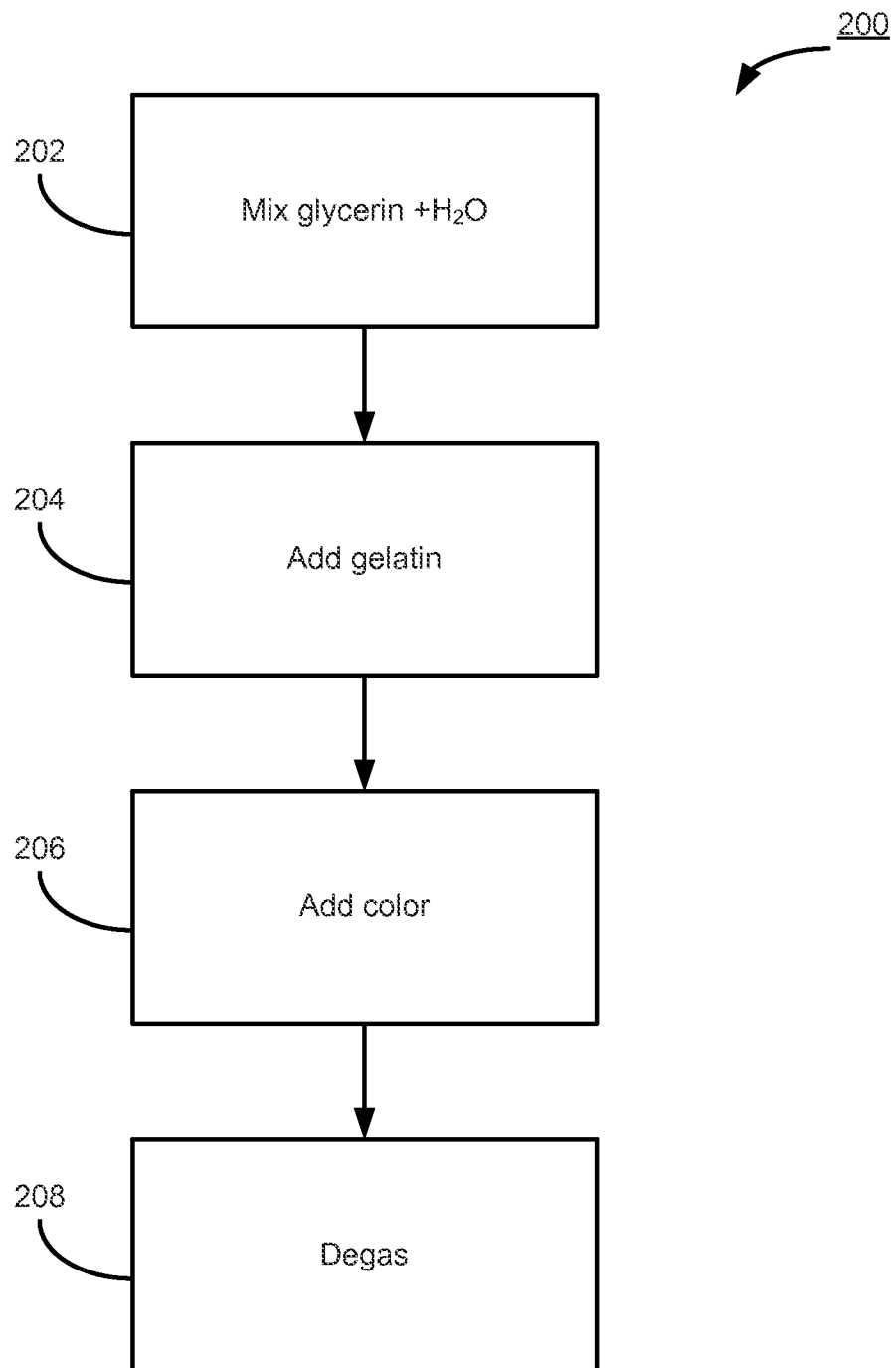


FIG. 2

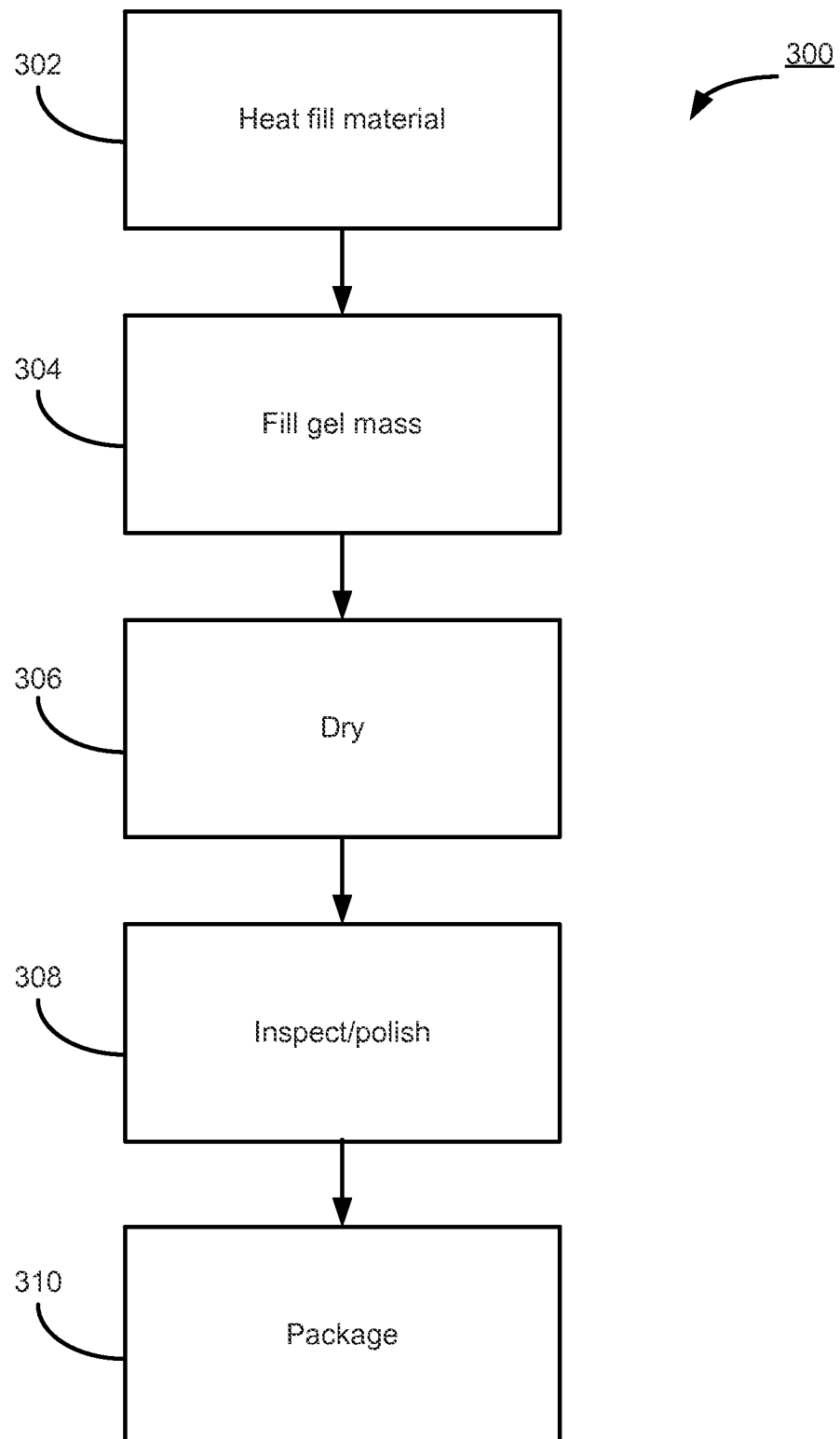


FIG. 3

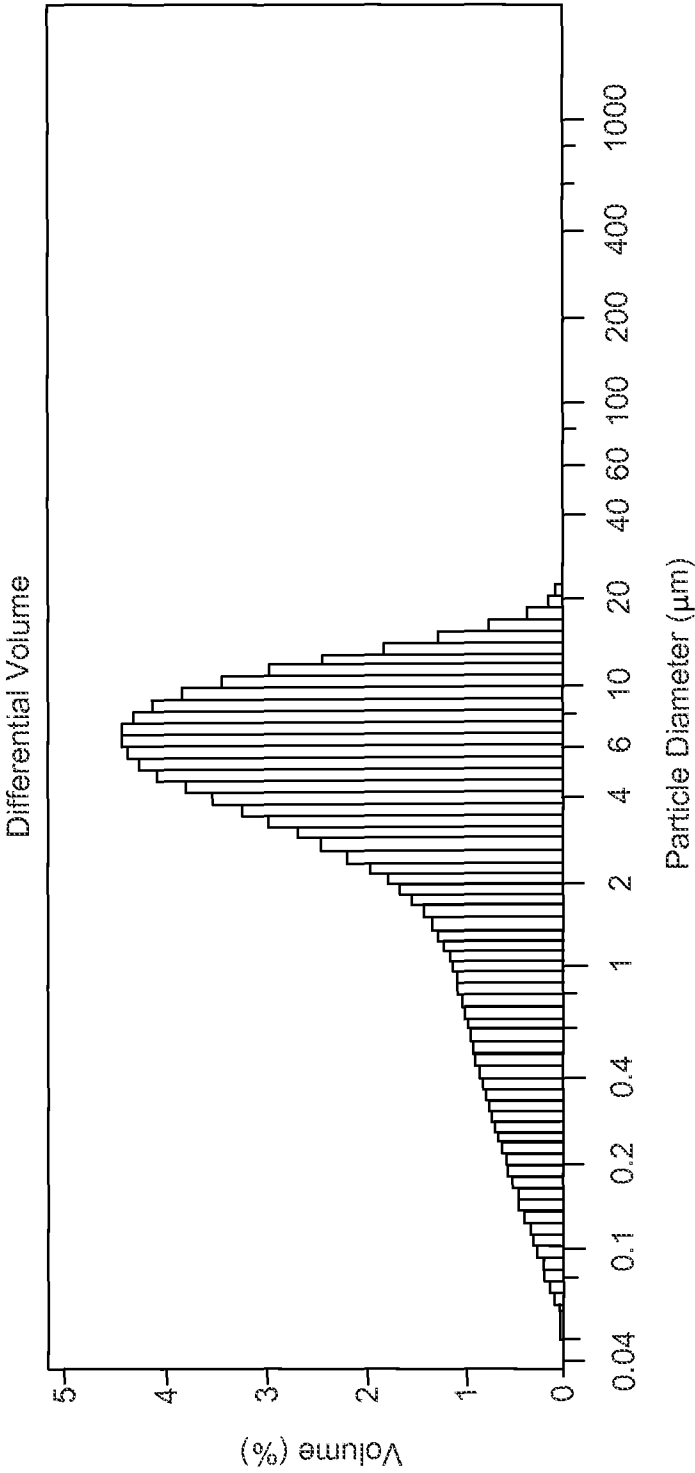


FIG. 4

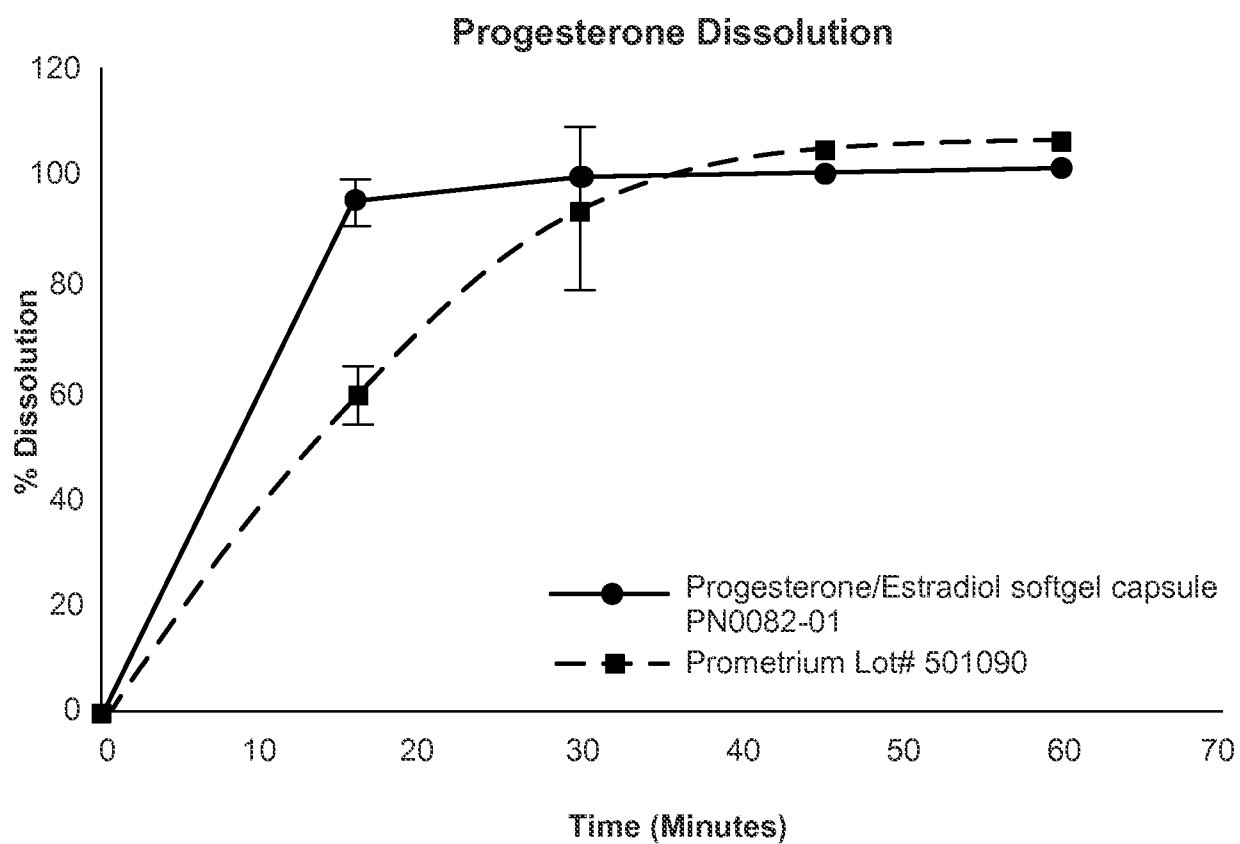


FIG. 5

INTERNATIONAL SEARCH REPORT

International application No.

PCT/US 13/46445

A. CLASSIFICATION OF SUBJECT MATTER

IPC(8) - A01N 45/00 (2013.01)

USPC - 514/170; 514/26; 514/182; 514/177

According to International Patent Classification (IPC) or to both national classification and IPC

B. FIELDS SEARCHED

Minimum documentation searched (classification system followed by classification symbols)

USPC: 514/170

IPC: A01N 45/00 (2013.01)

Documentation searched other than minimum documentation to the extent that such documents are included in the fields searched
USPC: 514/26; 514/182; 514/177 (See Search Terms Below)

Electronic data base consulted during the international search (name of data base and, where practicable, search terms used)

Patbase: PGPB, USPT, USOC, EPAB, JPAB

Google: Scholar/Patents: Pharmaceutical solubilized estradiol micronized progesterones formulations oil saturated fatty acid ester glycerol capsule encapsulated non-ionic surfactant polyoxyl-32-glycerides hydrophobic polyethylene glycol diglycerides triglycerides

C. DOCUMENTS CONSIDERED TO BE RELEVANT

Category*	Citation of document, with indication, where appropriate, of the relevant passages	Relevant to claim No.
Y	WO 03/077923 A1 (TAN) 25 September 2003 (25.09.2003) pg 1, ln 21-28; pg 2, ln 7-17; Pg 11, ln 3-4; pg 13, ln 8-9; pg 14; ln 16-20; pg 15, ln 6-8; pg 16, ln 23-25;	1-17
Y	US 6,294,192 B1 (PATEL et al) 25 September 2001 (25.09.2001) Col 4, ln 65-67; Col 5, ln 9-11; Col 5, ln 55-61; Col 7, ln 40-47, Table 2; Col 8, ln 36-42, Table 4; Col 8, ln 57-67; Col 9, ln 7-8; pg 9, ln 10; Pg 9, ln 16-17; Col 11, ln 21-22; Col 12, ln 15-16, Table 7; Col 12, ln 63 to Col 13, ln 7, Table 9; pg 13, ln 17-25; Col 22, ln 1-6; Col 24, ln 45-50; Col 25, ln 15-22; Col 26, ln 20; Col 26, ln 32-34; Col 29, ln 2-4; Col 31, ln 1-5; Col 32, ln 5-7;	1-17
Y	US 2010/0136105 A1 (CHEN et al) 03 June 2010 (03.06.2010) para [0077]; [0093]; [0135]; [0144]	7-10; 12, 13/(7-10)
Y	US 2009/0318558 A1 (KIM et al) 24 December 2009 (24.12.2009) para [0032]; [0049]; [0059]	14

☐ Further documents are listed in the continuation of Box C.

* Special categories of cited documents:

"A" document defining the general state of the art which is not considered to be of particular relevance

"E" earlier application or patent but published on or after the international filing date

"L" document which may throw doubts on priority claim(s) or which is cited to establish the publication date of another citation or other special reason (as specified)

"O" document referring to an oral disclosure, use, exhibition or other means

"P" document published prior to the international filing date but later than the priority date claimed

"T" later document published after the international filing date or priority date and not in conflict with the application but cited to understand the principle or theory underlying the invention

"X" document of particular relevance; the claimed invention cannot be considered novel or cannot be considered to involve an inventive step when the document is taken alone

"Y" document of particular relevance; the claimed invention cannot be considered to involve an inventive step when the document is combined with one or more other such documents, such combination being obvious to a person skilled in the art

"&" document member of the same patent family

Date of the actual completion of the international search

20 October 2013 (20.10.2013)

Date of mailing of the international search report

01 NOV 2013

Name and mailing address of the ISA/US

Mail Stop PCT, Attn: ISA/US, Commissioner for Patents
P.O. Box 1450, Alexandria, Virginia 22313-1450

Facsimile No. 571-273-3201

Authorized officer:

Lee W. Young

PCT Helpdesk: 571-272-4300
PCT OSP: 571-272-7774

INTERNATIONAL SEARCH REPORT

International application No.

PCT/US 13/46445

Box No. II Observations where certain claims were found unsearchable (Continuation of item 2 of first sheet)

This international search report has not been established in respect of certain claims under Article 17(2)(a) for the following reasons:

1. ☐ Claims Nos.:
because they relate to subject matter not required to be searched by this Authority, namely:

2. ☐ Claims Nos.:
because they relate to parts of the international application that do not comply with the prescribed requirements to such an extent that no meaningful international search can be carried out, specifically:

3. ☒ Claims Nos.: 18
because they are dependent claims and are not drafted in accordance with the second and third sentences of Rule 6.4(a).

Box No. III Observations where unity of invention is lacking (Continuation of item 3 of first sheet)

This International Searching Authority found multiple inventions in this international application, as follows:

1. ☐ As all required additional search fees were timely paid by the applicant, this international search report covers all searchable claims.
2. ☐ As all searchable claims could be searched without effort justifying additional fees, this Authority did not invite payment of additional fees.
3. ☐ As only some of the required additional search fees were timely paid by the applicant, this international search report covers only those claims for which fees were paid, specifically claims Nos.:

4. ☐ No required additional search fees were timely paid by the applicant. Consequently, this international search report is restricted to the invention first mentioned in the claims; it is covered by claims Nos.:

Remark on Protest

- ☐ The additional search fees were accompanied by the applicant's protest and, where applicable, the payment of a protest fee.
- ☐ The additional search fees were accompanied by the applicant's protest but the applicable protest fee was not paid within the time limit specified in the invitation.
- ☐ No protest accompanied the payment of additional search fees.