A. CAMPBELL.

Puncturing and Tubular Stopper for Sealed Cans.

No. 99,530. Patented Feb. 8, 1870.

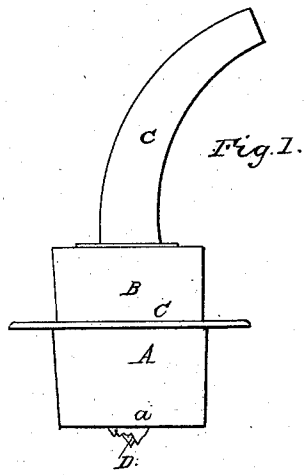

Fig. 1.

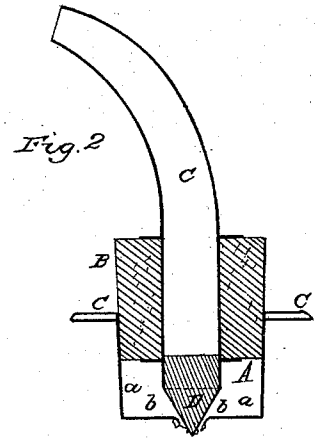

Fig. 2

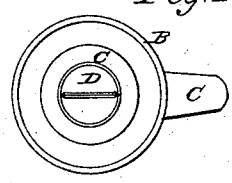

Fig. 4.

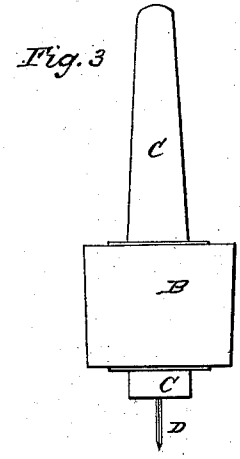

Fig. 3

Witnesses

S. N. Piper

J. Rehm

Inventor

Alex. Campbell

by his attorney

R. Wedderburn

N. PETERS, Photo-Lithographer, Washington, D. C.

United States Patent Office.

ALEXANDER CAMPBELL, OF CHARLESTOWN, MASSACHUSETTS.*

Letters Patent No. 99,530, *dated February* 8, 1870.

IMPROVEMENT IN PUNCTURING AND TUBULAR STOPPERS FOR SEALED CANS.

The Schedule referred to in these Letters Patent and making part of the same

To all persons to whom these presents may come:

Be it known that I, ALEXANDER CAMPBELL, of Charlestown, of the county of Middlesex, and State of Massachusetts, have made a new and useful invention for Sealing and Discharging Cans or Vessels for holding kerosene-oil, or other liquid; and I do hereby declare the same to be fully described in the following specification, and represented in the accompanying drawings, of which—

Figure 1 is a side elevation, and

Figure 2, a longitudinal section of a can-sealing cap and its discharging-stopper, in accordance with my invention.

Figure 3 is a side view of the stopper, the educt, and its cap-perforator;

Figure 4 being a bottom view of the same.

The cap, as represented at A, in the drawings, has a form analogous to that of a hat, it being usually made of metal, such as tinned iron, for instance.

It is a hollow cylinder, *a*, closed at one end, *b*, open at the other, and there provided with a flange or rim, *c*.

When used, it is to be inserted in the head of a can, and is to be confined therein by solder applied to the can-head and the outer edge of the flange, the whole being so to hermetically seal the can, which, previous to the application of the sealing-cap, may be supposed to have been either wholly or partially filled with kerosene-oil or other liquid.

In connection with the cap, a stopper or cock, B, is to be used, it being provided with an educt or tube, C, going through it, and arranged and fixed to it in manner as represented in the drawings, such tube being open at each end, except in being at its lower extremity provided with a perforator or cutter, D, which is extended diametrically across the tube, and is to be securely fastened to it, the whole being substantially as represented in the drawings.

The stopper is designed to hold the eduction-tube within the cap, and is to fit closely into such cap. The purpose of the perforator or cutter D is to enable a person, while inserting the stopper within the cap, to puncture its bottom, and form a hole therein, directly underneath the lower end of the eduction-tube, the same being in order that by inclining the can, its liquid contents may be discharged through the eduction-tube.

The cap also admits of a common solid stopper or cork being used in it, in place of the discharging-stopper, whenever such may be desirable.

I claim—

1. The discharging-stopper, as composed of the cork B, the eduction-tube C, and the perforator or cutter D, arranged or applied together as explained, and for use with the cap, substantially as described.

2. The cap A, as set forth, in its combination with the discharging-stopper, as described, and for use in a can as specified.

ALEXANDER CAMPBELL.

Witnesses:

R. H. EDDY,

J. R. SNOW.

* Assignor to Samuel L. Wilson of same place.