



US00D682934S

(12) **United States Design Patent**
Kermaal et al.

(10) **Patent No.:** **US D682,934 S**

(45) **Date of Patent:** **** May 21, 2013**

(54) **WRITING INSTRUMENT**

(71) Applicant: **Europe Brands S.à r.l.**, Luxembourg (LU)

(72) Inventors: **Philippe Kermaal**, Paris (FR); **Romuald Zayana**, Paris (FR)

(73) Assignee: **Europe Brands S.à r.l.**, Luxembourg (LU)

(**) Term: **14 Years**

(21) Appl. No.: **29/435,970**

(22) Filed: **Oct. 31, 2012**

Related U.S. Application Data

(62) Division of application No. 29/391,735, filed on May 12, 2011, now Pat. No. Des. 671,169.

(30) **Foreign Application Priority Data**

Nov. 12, 2010 (EM) 1244701
May 11, 2011 (EM) 1275556

(51) **LOC (9) Cl.** **19-06**

(52) **U.S. Cl.**
USPC **D19/48**

(58) **Field of Classification Search** D14/411;
D19/35, 36, 41-51, 54-58; 401/52, 99-109,
401/192, 195, 196

See application file for complete search history.

(56) **References Cited**

U.S. PATENT DOCUMENTS

D19,108 S 5/1889 Miller
D94,983 S 3/1935 Morrison

(Continued)

FOREIGN PATENT DOCUMENTS

EM 000268024-0001 2/2005
EM 1244701 11/2010
GB 2079120 11/1998

Primary Examiner — Elizabeth Albert

(74) *Attorney, Agent, or Firm* — Marshall, Gerstein & Borun LLP

(57) **CLAIM**

The ornamental design for a writing instrument, as shown and described.

DESCRIPTION

FIG. 1 is a perspective view showing our new design for a writing instrument;

FIG. 2 is a front view of the writing instrument of FIG. 1;

FIG. 3 is a right side view of the writing instrument of FIG. 1;

FIG. 4 is a rear view of the writing instrument of FIG. 1;

FIG. 5 is a left side view of the writing instrument of FIG. 1;

FIG. 6 is a top plan view of the writing instrument of FIG. 1;

FIG. 7 is a bottom plan view of the writing instrument of FIG. 1;

FIG. 8 is a perspective view of a second embodiment of our new design for a writing instrument;

FIG. 9 is a front view of the writing instrument of FIG. 8;

FIG. 10 is a right side view of the writing instrument of FIG. 8;


FIG. 11 is a rear view of the writing instrument of FIG. 8;

FIG. 12 is a left side view of the writing instrument of FIG. 8;

FIG. 13 is a top plan view of the writing instrument of FIG. 8; and,

FIG. 14 is a bottom plan view of the writing instrument of FIG. 8.

1 Claim, 8 Drawing Sheets



US D682,934 S

Page 2

U.S. PATENT DOCUMENTS

D112,283 S	11/1938	Hanle	D474,241 S	*	5/2003	Hasegawa	D19/51
D188,135 S	6/1960	Koenig	D477,026 S		7/2003	Stropkay et al.	
D223,130 S	3/1972	Green	D478,626 S		8/2003	Stropkay et al.	
D259,792 S	7/1981	Itoh et al.	D482,398 S		11/2003	Hwang	
D323,529 S	1/1992	Rousseau	D488,507 S		4/2004	Finney et al.	
D330,217 S	10/1992	Booker	D488,508 S		4/2004	Finney et al.	
D338,491 S	8/1993	Hollington	D490,464 S		5/2004	Andrews et al.	
D355,439 S	2/1995	Hollington	D494,621 S		8/2004	Andrews et al.	
D362,269 S	9/1995	Hollington	D507,303 S		7/2005	Andrews et al.	
D372,048 S	7/1996	Hollington	D521,067 S		5/2006	Andrews et al.	
D378,763 S	4/1997	Hollington	D525,303 S		7/2006	Andrews et al.	
D398,934 S	9/1998	Veillon	D580,979 S		11/2008	Shimizu	
D416,580 S	11/1999	Andrews et al.	D583,865 S	*	12/2008	Kwok	D19/49
D423,579 S	4/2000	Andrews et al.	D585,937 S		2/2009	Dhesse et al.	
D425,119 S	5/2000	Andrews et al.	D592,247 S		5/2009	Brown	
D438,245 S	2/2001	Hollington et al.	D597,136 S		7/2009	Dhesse et al.	
D438,247 S	2/2001	Polidoro	D600,281 S		9/2009	Delancourt	
D438,248 S	2/2001	Hollington et al.	D610,617 S		2/2010	Zhang	
D438,249 S	2/2001	Hollington et al.	D612,424 S		3/2010	Suero, Jr. et al.	
D458,305 S	6/2002	Iwase et al.	D645,083 S		9/2011	Stukenkemper	
D466,007 S	11/2002	Fabretti					

* cited by examiner

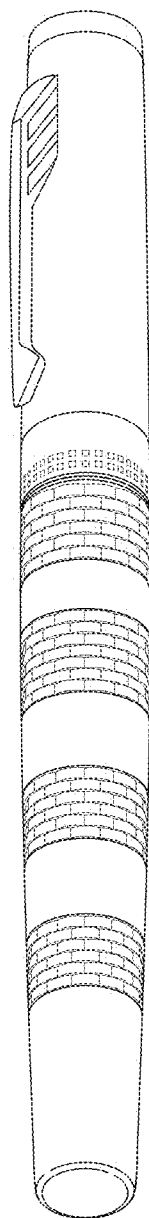


FIG. 1

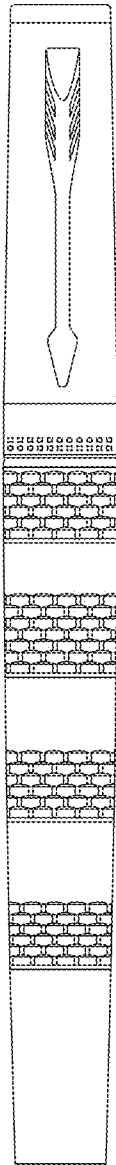


FIG. 2

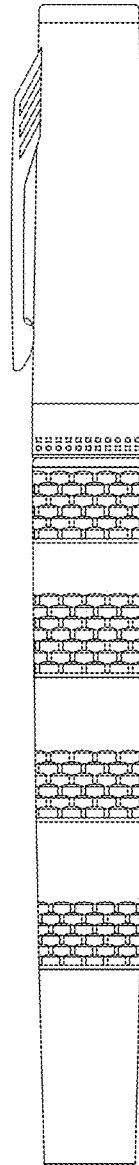


FIG. 3

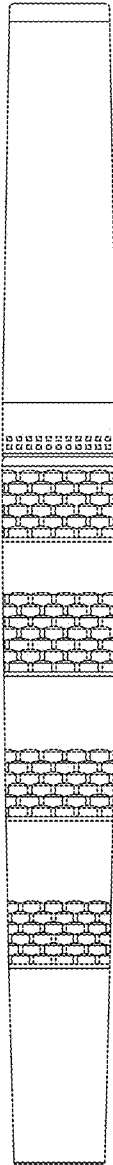


FIG. 4

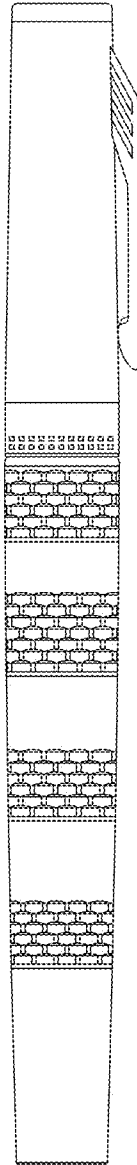


FIG. 5

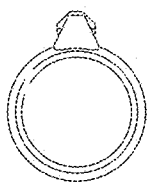


FIG. 6



FIG. 7

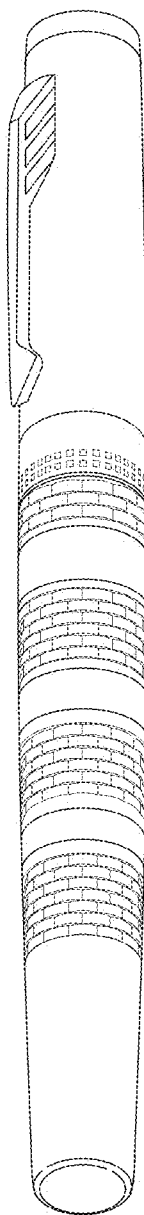


FIG. 8

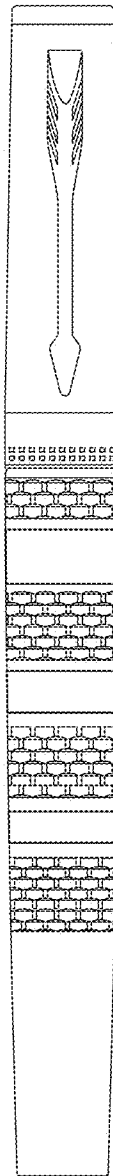


FIG. 9

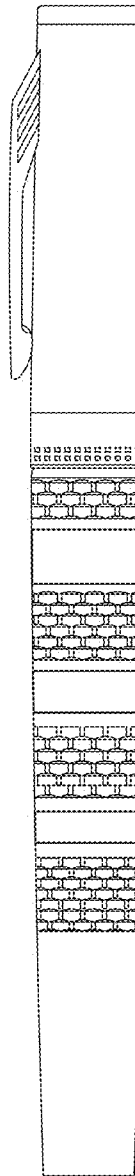


FIG. 10

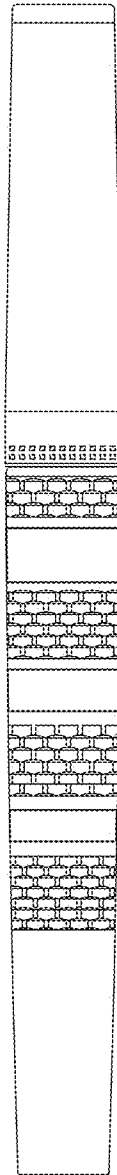


FIG. 11

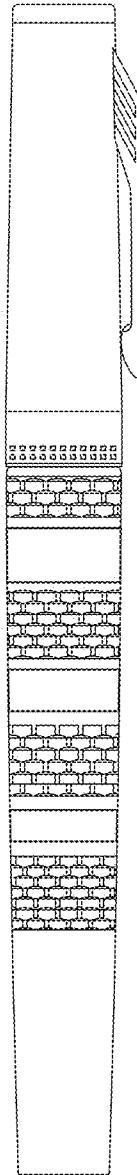


FIG. 12

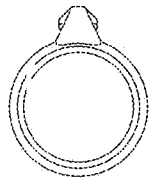


FIG. 13

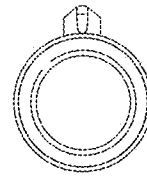


FIG. 14