

*B. Mannon.*  
*Hair Crimper*

*N<sup>o</sup> 57441.*

*Patented Aug. 21. 1866.*

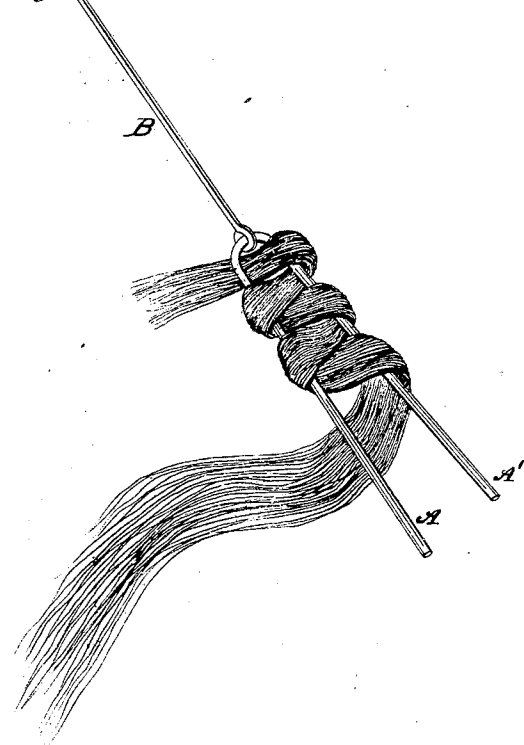
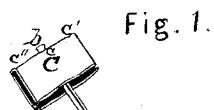


Fig. 2.

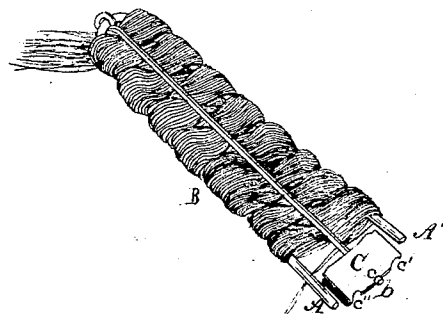


Fig. 3.

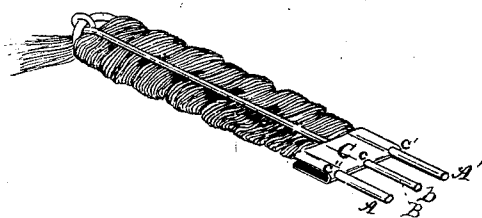


Fig. 4.



Fig. 5.

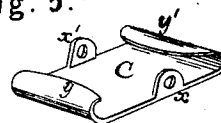
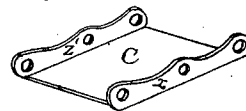


Fig. 6.



Witnesses.

*Frank Millward.*  
*James H. Layman.*

Inventor.

*B. Mannon*  
*By Knight Bro.*  
*Attys*

# UNITED STATES PATENT OFFICE.

BENJAMIN MANNON, OF CINCINNATI, OHIO, ASSIGNOR TO HIMSELF AND  
ISIDOR KANN.

## IMPROVEMENT IN HAIR-CRIMPERS.

Specification forming part of Letters Patent No. 57,441, dated August 21, 1866.

### *To all whom it may concern:*

Be it known that I, BENJAMIN MANNON, of Cincinnati, Hamilton county, Ohio, have invented a new and useful Hair-Crimper; and I do hereby declare the following to be a full, clear, and exact description thereof, reference being had to the accompanying drawings, making part of this specification.

This improvement consists in an attachment to the ordinary hair-pin, which converts it into a perfect and effectual crimper.

Figure 1 shows my crimper with the pressure-bar and clasp thrown back and a tress of hair partially braided in. Fig. 2 shows the same with the tress braided in and the bearing-bar folded down. Fig. 3 shows the same with both bar and clasp in position. Fig. 4 is an enlarged view of the clasp. Figs. 5 and 6 show modifications of the clasp.

A A' represent a common hair-pin. B is my bearing or pressure bar linked to the middle bend of the hair-pin, and having a slide or clasp, C, which consists of a folded piece of sheet metal, perforated at *c*, *c'*, and *c''*, to receive and slide upon the bar B and prongs A A'. The bar B has a head or terminal swell, *b*, which prevents the escape of the clasp.

This crimper, while remarkably effective in imparting a positive crimp to the hair, is very easily operated, as follows: The clasp having been thrown back, a tress of hair is braided to and fro over the prongs A and A', as shown in Fig. 1, until entirely braided. The bearing-bar is then brought down so as to press laterally upon the plaits, and the free ends of

the prongs having been compressed into the clasp, the latter is pushed up so as to slide along the bar and prongs and to perform the double office of compressing the plaits endwise upon the prongs and of causing the bar C to press laterally upon the plaits, and thus put them on a tension, which insures a sharp and well-defined crimp.

The rod, for its part, besides pressing laterally upon and tightening the plaits, serves by its friction or binding against the clasp, to secure it from slipping back along the prongs by the expansive force of the hair or otherwise.

It will be seen that the clasp is never detached from the bar, and consequently is always available for instant use, and that the rod and clasp become a convenient handle in the operation of filling and crimping.

In the modification shown in Fig. 5 perforated ears *x x'* to receive the bearing-bar and lips *y y'* to inclose the prongs replace the fold and perforations of the form above described, while in Fig. 6 these offices are filled by perforated flanges *z z'*.

I claim herein as new and of my invention—

In the described combination with a hair-pin A A', the bearing-bar B *b* and clasp C *c c' c''*, for the purpose set forth.

In testimony of which invention I hereunto set my hand.

BENJAMIN MANNON.

Witnesses:

GEO. H. KNIGHT,  
JAMES H. LAYMAN.