

(12) STANDARD PATENT
(19) AUSTRALIAN PATENT OFFICE

(11) Application No. **AU 2007343579 B2**

(54) Title
Spreading implement

(51) International Patent Classification(s)
A61M 35/00 (2006.01) **A45D 40/00** (2006.01)
A45D 34/04 (2006.01) **B05C 17/00** (2006.01)

(21) Application No: **2007343579** (22) Date of Filing: **2007.02.12**

(87) WIPO No: **WO08/083423**

(30) Priority Data

(31) Number (32) Date (33) Country
60/884,482 **2007.01.11** **US**

(43) Publication Date: **2008.07.17**

(44) Accepted Journal Date: **2011.11.17**

(71) Applicant(s)
Acrux DDS Pty Ltd

(72) Inventor(s)
Bayly, Mark; Ahlstrom, Magnus; Bayly, Peter

(74) Agent / Attorney
Phillips Ormonde Fitzpatrick, 367 Collins Street, Melbourne, VIC, 3000

(56) Related Art
US 5772347
US 6945723

(12) INTERNATIONAL APPLICATION PUBLISHED UNDER THE PATENT COOPERATION TREATY (PCT)

(19) World Intellectual Property Organization
International Bureau



(43) International Publication Date
17 July 2008 (17.07.2008)

PCT

(10) International Publication Number
WO 2008/083423 A1

(51) International Patent Classification:

A61M 35/00 (2006.01) A45D 34/04 (2006.01)
A45D 40/00 (2006.01) B05C 17/00 (2006.01)

(74) Agent: PHILLIPS ORMONDE & FITZPATRICK;
Level 21 & 22, 367 Collins Street, Melbourne, Victoria
3000 (AU).

(21) International Application Number:

PCT/AU2007/000138

(22) International Filing Date:

12 February 2007 (12.02.2007)

(25) Filing Language:

English

(26) Publication Language:

English

(30) Priority Data:

60/884,482 11 January 2007 (11.01.2007) US

(71) Applicant (for all designated States except US): ACRUX
DDS PTY LTD [AU/AU]; 103-113 Stanley Street, West
Melbourne, Victoria 3003 (AU).

(72) Inventors; and

(75) Inventors/Applicants (for US only): BAYLY, Peter
[AU/AU]; PO Box 51, Doreen, Victoria 3754 (AU).
BAYLY, Mark [AU/AU]; 26 Heacham Road, Eltham
North, Victoria 3095 (AU). AHLSTROM, Magnus
[SE/AU]; 2/25 Luckie Street, Nunawading, Victoria 3131
(AU).

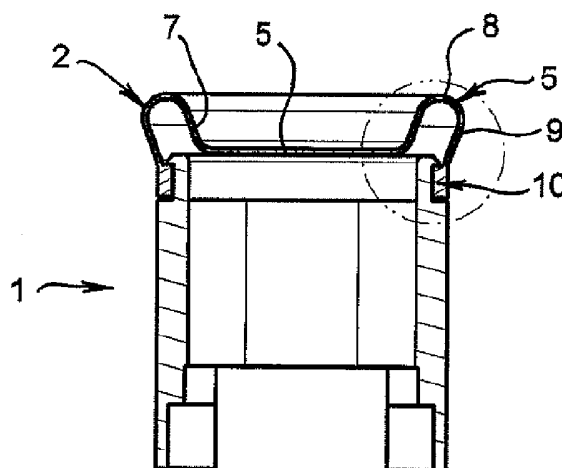
(81) Designated States (unless otherwise indicated, for every
kind of national protection available): AE, AG, AL, AM,
AT, AU, AZ, BA, BB, BG, BR, BW, BY, BZ, CA, CH, CN,
CO, CR, CU, CZ, DE, DK, DM, DZ, EC, EE, EG, ES, FI,
GB, GD, GE, GH, GM, GT, HN, HR, HU, ID, IL, IN, IS,
JP, KE, KG, KM, KN, KP, KR, KZ, LA, LC, LK, LR, LS,
LT, LU, LV, LY, MA, MD, MG, MK, MN, MW, MX, MY,
MZ, NA, NG, NI, NO, NZ, OM, PG, PH, PL, PT, RO, RS,
RU, SC, SD, SE, SG, SK, SL, SM, SV, SY, TJ, TM, TN,
TR, TT, TZ, UA, UG, US, UZ, VC, VN, ZA, ZM, ZW.

(84) Designated States (unless otherwise indicated, for every
kind of regional protection available): ARIPO (BW, GH,
GM, KE, LS, MW, MZ, NA, SD, SL, SZ, TZ, UG, ZM,
ZW), Eurasian (AM, AZ, BY, KG, KZ, MD, RU, TJ, TM),
European (AT, BE, BG, CH, CY, CZ, DE, DK, EE, ES, FI,
FR, GB, GR, HU, IE, IS, IT, LT, LU, LV, MC, NL, PL, PT,
RO, SI, SK, TR), OAPI (BF, BJ, CF, CG, CI, CM, GA,
GN, GQ, GW, ML, MR, NE, SN, TD, TG).

Published:

— with international search report

(54) Title: SPREADING IMPLEMENT



(57) Abstract: This invention relates to an implement (1) for applying a volume of liquid to a treatment surface. The implement includes a support means (3) onto which is mounted a receptacle (2), the receptacle defining a reservoir space (4) which receives the liquid. The receptacle includes a wall (6) having a working surface that is used to spread the liquid over the treatment surface. The wall (6) is resiliently deformable so in use the working surface maintains contact with the treatment surface when spreading the liquid. The implement has a specific application in applying a transdermal lotion to the axilla area of the user. The invention also relates to a system for transdermal administration of a physiological active agent from a liquid composition and a method of conducting the same.

WO 2008/083423 A1

SPREADING IMPLEMENTFIELD

This invention relates to an implement for applying a liquid to a treatment surface. The term liquid as used hereinafter in this specification is intended to be a reference also to liquid like substances such as fluids, lotions, gels, creams or pastes. The implement is particularly suitable for applying a topical or transdermal liquid and it has a particular application in applying a medicated liquid to an area of the body of the user. It will be convenient to hereinafter describe the invention with reference to this particular application, however it is to be appreciated that the implement may be suitable for applying liquids to other treatment surfaces

BACKGROUND

Topical liquids such as sunscreens or medicated liquids have previously been provided in squeezable containers or in containers with a finger operated pump whereby a portion of the liquid is deposited on the treatment surface or on a free hand for subsequent application to the treatment surface. In either case the liquid is spread over the treatment surface with the free hand which results in the liquid being applied to a surface other than the treatment surface. It is not always acceptable for the free hand to be treated with a medicated liquid as the volume dispensed from the container may be a prescribed dose. This is particularly the case where the liquid is intended to have a therapeutic effect at the prescribed dose

It is often desirable to provide an implement which temporarily retains the liquid for application to the treatment surface. Implements tend to suffer from the tension between temporarily retaining the liquid and having to release the liquid onto the treatment surface. Implements such as brushes and sponges are effective in spreading the liquid over the treatment surface however they tend to retain a volume of residual liquid after the application of the implement to the treatment surface. The retained volume may vary from application to application and as such it is difficult to accurately apply a metered dose to a treatment surface using an implement such as a brush or sponge. Furthermore the

implement can be difficult to clean which can contaminate subsequent liquids particularly if the implement is to be used for a range of medicated liquids.

It would be desirable to provide an implement that was capable of applying a liquid to a treatment surface while minimising retention of residual liquid, and also an implement that was easy to clean after use.

The above discussion of acts, materials, devices, implements and the like is included in this specification solely for the purpose of providing a context for the present invention. It is not suggested or represented that any of these matters formed part of the prior art base or were common general knowledge in the field relevant to the present invention as it existed in Australia before the priority date of this invention.

SUMMARY

According to one aspect of the invention there is provided an implement for applying a volume of liquid to a treatment surface including a support means onto which is mounted, a receptacle defining an open topped reservoir space which receives the volume of liquid through the open top, the receptacle having a base that is resiliently deformable and a wall that is formed integrally with the base from a flexible membrane, the wall is substantially transverse to the base and has a working surface, when applying the liquid to the treatment surface the liquid exits the reservoir space through the open top and is spread over the treatment surface by the working surface, wherein the wall and base are resiliently deformable so in use the working surface maintains contact with the treatment surface when spreading the liquid.

It is preferred that the base is resiliently deformable. It is further preferred that the wall is formed integrally with the base from a thin flexible membrane.

It is preferred that the receptacle includes a hinge formation to allow the wall to move relative to the base. It is further preferred that the hinge formation is integrally formed with the base and the wall.

It is preferred that the support means is relatively rigid in comparison to the at least the wall of the receptacle so that at least the wall is movable relative

to the support means when applying the liquid. It is further preferred that the support means is releasably attached to the receptacle. It is further preferred that the wall includes a skirt portion a lower edge of which is attached to the support means. It is also preferred that the support means is detachably connectable to a dispensing means that is operable to dispense the volume of liquid into the receptacle.

It is preferred that the wall includes an inner portion that is located between the skirt and the base. It is further preferred that the inner portion extends from the base at an angle greater than or equal to 90° and is continuous from the base to the working surface.

It is preferred that at least the inner portion includes a plurality of channels providing a passageway for the liquid from the reservoir space to the treatment surface. It is further preferred that the wall is castellated between the inner portion and the skirt with an exit end of each channel spacing each castellation. It is further preferred that the working surface is limited to the castellation.

It is preferred that the working surface extends along the wall between the inner portion and the skirt. The working surface may extend over the inner portion of the wall and may also extend over the skirt of the wall. It is further preferred that the working surface is substantially convex.

It is preferred that the skirt flares outwardly from the support means towards the working surface. Alternatively the skirt is substantially parallel to the inner portion.

It is preferred that the treatment surface is the user's skin.

It is further preferred that the treatment surface is the axilla area of the users skin.

According to another aspect of this invention there is provided a system for transdermal administration of a physiologically active agent from a liquid composition, the system including

5 a container containing the liquid composition including the physiologically active agent,

a dispensing means for delivering liquid from the container; and

10 an applicator for applying the liquid to an area of skin for transdermal administration said applicator including a receptacle defining an open topped reservoir space which receives a volume of liquid from the container through the open top, the receptacle having a base that is resiliently deformable and a resiliently deformable wall formed integrally with the base from a flexible membrane which extends substantially transverse to the base having a working surface that is used to spread the liquid from the reservoir space through the open top over the area of the skin surface.

15 According to further still another aspect of this invention there is provided a method of dispensing a volume of liquid for application to the skin surface including: providing an implement according to any one of claims 1 to 21; providing a container containing the liquid; providing a dispensing means for dispensing the liquid from the container; applying a volume of the liquid to the
20 reservoir space through the open top; and wherein at least the wall resiliently deforms when the implement is applied to the skin surface.

It will be convenient to hereinafter describe the invention in greater detail by reference to the accompanying drawings showing four example
25 embodiments of the invention. The particularity of the drawings and the related detailed description is not to be understood as superseding the generality of the preceding broad description of the invention.

BRIEF DESCRIPTION OF FIGURES

30 Figure 1 is an isometric view of an implement according to a first preferred embodiment of the invention.

Figure 2 is a cross sectional view of the implement from figure 1.

4A

Figure 3 is a detailed view of part of the implement from area A of figure 2.

Figure 4 is a detailed view of part of the implement in cross section according to a second preferred embodiment of the invention.

Figure 5 is an isometric view of an implement according to a third preferred embodiment of the invention.

Figure 6 is a cross sectional view of part of the implement from figure 5.

Figure 7 is an isometric view of an implement according to a forth preferred embodiment of the invention.

Figure 8 is a front elevation view of the implement from figure 1 connected to a dispensing means.

DETAILED DESCRIPTION

Referring firstly to Figure 1 which shows a first preferred embodiment of the implement 1 which includes a receptacle 2 and a support means 3 for

supporting the receptacle 2. The receptacle 2 defines an open topped reservoir space 4 for receiving a volume of liquid through the open top. When the implement 1 is in use the receptacle 2 is brought into engagement with a treatment surface (not shown) so as to enable the liquid to be transferred through the open top to the treatment surface and spread over the treatment surface by a working surface of the receptacle 2. The treatment surface may be any surface however the implement has been designed with the intention being that the treatment surface is the user's skin and in particular the axilla area of the users skin.

Referring now to Figure 2 which shows the implement 1 in cross section and it can be noted that the receptacle 2 includes a base 5 and a wall 6. The wall includes an inner portion 7 which extends continuously from the base 5 towards an upper end 8 of the wall 6. A skirt portion 9 of the wall extends continuously from the upper end 8 of the wall to a lower edge 10 which is attached to the support means 3. Figure 3 shows more clearly the lower edge of the skirt being formed with a thickened rib 10 which locates in a recess 12 formed on the support means 3. Other means for connecting the receptacle to the support means are clearly possible however this arrangement allows the receptacle 2 to be detached from the support means 3 for purposes such as cleaning of the receptacle 2.

It is preferred that at least the top end 8 of the wall 6 is resiliently deformable in use when contacting the treatment surface. The portion of the wall 6 that engages the treatment surface provides the working surface which is used to spread the liquid over the skin. Accordingly the working surface may include the inner portion 7, the upper end 8 and/or the skirt portion 9. In the preferred embodiment illustrated in Figures 2 and 3 the receptacle 2 is formed from a relatively flexible membrane which allows at least the wall 6 to flex acting as a blade-like member when spreading the liquid across the treatment surface. The relative flexibility of the membrane allows the wall 6 to roll across the treatment surface spreading the liquid rather than wiping the liquid off the treatment surface.

5A

In a second preferred embodiment as illustrated in Figure 4 the receptacle 2 is formed with two hinge formations 13. The hinge formation 13 is

achieved by a localised reduction of the thickness of the membrane. This allows for example for the inner portion 7 of the wall to more easily flex relative to the base 5 of the receptacle. The hinge formation 13 at the upper end 8 of the wall allows the inner portion 7 of the wall to flex relatively to the skirt portion 9. This effectively creates a finer edge for the blade-like member.

Referring now to a third preferred embodiment of the receptacle 2 as illustrated in Figures 5 and 6 which show the wall 6 being formed with castellations 14 at the upper end thereof. The castellations 14 are each spaced by a channel 15 which extends substantially from the base 5 towards the upper end of the wall 6. Each channel 15 provides a passage way for the liquid to egress from the reservoir space 4 towards the working surface. The castellation 14 at the upper end of the wall 6 reduces the surface area of the working surface which allows the liquid to be transferred to the treatment surface in a thicker layer. The channels 15 are illustrated as extending to the skirt 9 however this is not essential so long as the channels 15 extend from the reservoir space 4 to the working surface of the wall, and that the castellations occupy the working surface.

Referring now to Figure 7 which shows the fourth preferred embodiment of the receptacle 2. In this preferred embodiment the base 5 of the receptacle 2 is formed with a plurality of dimples 16. The illustration shows each dimple 16 being in the form of a hexagon however this is not essential. The provision of the dimples 16 makes the receptacle 2 easier to fill in that the liquid is less likely to bounce out of the reservoir space 4.

Referring now to Figure 8, it is preferred that the implement 1 be detachably connectable to a dispensing means 17 or some other portion of a container 18 that contains a bulk volume of the liquid. Where the dispensing means 17 is in the form of a pump 17 the implement 1 may engage the pump 17 in such a way as to reduce the exposure of the outlet of the pump to air. This will reduce the likelihood that the pump suffers from issues such as loss of prime. Furthermore the relatively solid nature of the support means 3

surrounding the pump 17 will reduce the likelihood of inadvertent discharge from the pump 17.

It will be apparent from the foregoing description that an implement 1
5 incorporating the invention provides an effective and easy to use means for applying and spreading liquid over a treatment surface. The implement 1 is less likely to retain residual liquid than say a sponge or brush. The open topped reservoir space is easy to fill and empty through the open top. The castellations 14 with channel 15 formations provides a unique advantage in that the
10 implement can spread a thicker layer of liquid over the treatment surface.

In one particularly preferred embodiment of the invention the liquid contained in the container is a transdermal drug delivery composition, particularly a transdermal drug delivery composition of the type described in US
15 Patent 6299900 or WO 2006/128255 the contents of each of which are herein incorporated by reference. The liquid may and preferably will be in the form of a gel, cream, foam or viscous solution when delivered to the receptacle.

According to a further aspect of the invention thus provides a system for
20 transdermal administration of a physiologically active agent from a liquid composition, the system including

a container containing the liquid composition including the physiologically active agent,
a dispensing means for delivering liquid from the container; and
25 an applicator for applying the liquid to an area of skin for transdermal administration said applicator including a receptacle defining a reservoir space which receives a volume of liquid from the container, the receptacle having a base and a wall substantially transverse to the base having a working surface that is used to spread the liquid over the area of the skin surface wherein at
30 least the wall is resiliently deformable so in use the working surface maintains contact with the treatment surface when spreading the liquid.

The applicator may be removably mountable on the container or container lid to allow convenient application of liquid to the receptacle and cleaning or replacement.

- 5 The liquid will preferably comprise a volatile liquid, a physiologically active agent and preferably a viscosity modifying agent.

- The volatile liquid (also sometimes called a "volatile carrier" or "vehicle") will typically be present in a higher concentration, such as 80% or more w/w.
- 10 The volatile liquid may be any solvent that is pharmacologically suitable and many such solvents are known in the art. One of the advantages of the inclusion of a volatile solvent or volatile carrier is that it facilitates the composition to dry rapidly, allow the absorption of the active agent, and avoid the problems of accidentally dosing others by confining administration to a small
- 15 area of skin, preferably the axilla. Preferably the volatile liquid is a solvent having a vapour pressure above 35mm Hg at atmospheric pressure and normal skin temperature of 32 degrees Celsius. Preferably, the solvent is a lower alkyl alcohol or a mixture of such alcohols. Suitable solvents include ethanol, ethyl acetate, isopropanol, acetone, ethyl formate, methyl acetate, methyl ethyl
- 20 ketone, pentane and chloroform or mixture thereof in the range of about 40 to 99% v/v of the composition, preferably more than 50%, 60%, 70% or 80%. An aerosol propellant, such as dimethyl ether or R134a, may also constitute a volatile liquid for the purpose of the present invention.

- 25 The composition may include a viscosity modulating agent. The term "viscosity modulating agent" is used to refer to a component of the composition which alters the viscosity of the overall resulting composition. The nature of the viscosity modulating agent depends not only on the agent itself, but also the proportion in which it is present and the presence or absence of other
- 30 components. For example, a gelling agent may act as a viscosity modulating agent providing that an activator for that gelling agent is present. For example, hydroxypropylmethylcellulose (HPMC) may be used in a composition with an activator, in which the volatile solvent is a lower alkyl alcohol at a concentration of around 2% w/w. A suitable activator would be sodium chloride. Concentration

may be important as, in this example, at 0.1% w/w HPMC has different effects. A thickening agent is one which increases viscosity, and is often anhydrous.

The viscosity modulating agent will commonly be a thickening agent or a gelling agent. It will often be used to increase the viscosity of the composition containing a solution of the physiologically active agent in the volatile solvent. Given the nature of the volatile solvents, the solution will typically have very low viscosity. The purpose of the viscosity modulating agent is to increase the viscosity of the solution such that the composition is retained in the vicinity of the area of application for a brief period of time so as to permit increased uptake of the physiologically active agent at that site. The viscosity modulating agent preferably increases the viscosity to about that of a typical lotion (eg, sunscreen), but not to the point where the composition becomes a gel. Typically, the viscosity of a transdermal drug delivery composition according to the invention will be less than 300 centipoise and often about 150 centipoise.

The viscosity modulating agent must retain its activity in the context of the other components of the composition of the invention. In particular, the thickening agent must remain active and stable in this environment. For example, where the composition has a high alcohol content (for example, where the volatile solvent comprises primarily alcohol at greater than 80% v/v), the thickening agent must be effective in a high alcoholic environment. Having these requirements in mind, a skilled person can select several thickening agents from those known in the art. Desirably, a thickening agent also inhibits the solvent evaporation rate from the composition so as to enhance the so-called "solvent burst" of active agent into the skin at the site of application. In one embodiment the thickening agent includes polyvinyl pyrrolidone or PVP (Povidone™).

It will be appreciated by one skilled in the art that the amount of thickening agent required is a question of degree and compromise with other parameters. It is also known that many thickening agents have peak activity at a particular concentration, and that activity may drop off substantially with slightly higher and slightly lower percentage concentrations. For example, in one

preferred embodiment where the composition comprises over 80% alcohol and the thickening agent used is PVP, the desirable concentration of PVP is between 1 and 3%, and its activity is substantially reduced outside that range.

5 Gelling agents are matrix-forming agents which, once activated, act by forming a matrix within and around the composition they are in. Thickening agents are usually anhydrous agents which increase the viscosity of the composition.

10 The physiologically active agent may be selected from any of the agents described in US6299900 and WO2006/128255, the contents of each of which are herein incorporated by reference. Physiologically active agents that may be used in the system of the present invention include any locally or systemically active agents which can be delivered through the skin to achieve a desired
15 effect. These active agents (grouped by therapeutic class) may include:

- (a) Alimentary System agents including antidiarrhoeals.
- (b) Cardiovascular System agents including:
 - (i) antihypertensives;
 - (ii) calcium channel blockers;
 - 20 (iii) antiarrhythmics;
 - (iv) antiangina agents;
 - (v) beta-adrenergic blocking agents;
 - (vi) cardiotonic glycosides;
 - (vii) adrenergic stimulants;
 - 25 (viii) vasodilators; and
 - (ix) antimigraine preparations.
- (c) Drugs Affecting Blood and Haemopoietic Tissues including:
 - (i) anticoagulants and thrombolytic agents; and
 - (ii) haemostatic agents.
- 30 (d) Drugs Affecting the Central Nervous System including:
 - (i) analgesics;
 - (ii) antipyretics; and
 - (iii) others including acetylsalicylic acid (aspirin), paracetamol, and phenazone.

- (e) Hypnotics and sedatives.
- (f) Antianxiety agents.
- (g) Neuroleptic and antipsychotic drugs.
- (h) Antidepressants, tetracyclic antidepressants, monoamine oxidase inhibitors and selective serotonin re-uptake inhibitors.
- 5 (i) CNS stimulants.
- (j) Anti-alzheimer's agents.
- (k) Antiparkinson agents and dopamine-2 agonists.
- (l) Anticonvulsants.
- 10 (m) Antiemetics, antinauseants and 5HT-3 receptor antagonists.
- (n) Musculoskeletal System including:
 - (i) Non-steroidal anti-inflammatory agents;
 - (ii) Additional non-steroidal antiinflammatory agents;
 - (iii) Antirheumatoid agents;
 - 15 (iv) Muscle relaxants; and
 - (v) Agents used in gout and hyperuricaemia.
- (o) Hormones and Steroids including:
 - (i) oestrogens and derivatives thereof;
 - (ii) progesterone and other progestagens and derivatives thereof;
 - 20 (iii) antiandrogens;
 - (iv) antioestrogens and derivatives.
 - (v) androgens and anabolic agents and derivatives thereof;
 - (vi) 5-alpha reductase inhibitors;
 - (vii) corticosteroids;
 - 25 (viii) further steroidal antiinflammatory agents;
 - (ix) pituitary hormones and their active derivatives or analogs;
 - (x) thyroid hormones; and
 - (xi) other miscellaneous hormone agents such as octreotide.
- (q) Pituitary inhibitors.
- 30 (r) Ovulation inducers.
- (s) Hypoglycaemic agents.
- (t) Genitourinary System agents.
- (u) Diuretics. related diuretics and loop diuretics.
- (v) Antidiuretics including their active derivatives or analogs.

- (w) Obstetric drugs including agents acting on the uterus.
- (x) Prostaglandins.
- (y) Antimicrobials including:
 - (i) cephalosporins;
 - 5 (ii) penicillins;
 - (iii) tetracyclines and other tetracycline-type antibiotics;
 - (iv) minoglycosides;
 - (v) quinolones.
 - (vi) sulphonamides;
 - 10 (vii) sulphones; and
 - (viii) other miscellaneous antibiotics.
- (z) Antituberculosis drugs.
- (aa) Antimalarials.
- (ab) Antiviral agents.
- 15 (ac) Anthelmintics.
- (ad) Cytotoxic agents.
- (ae) Metabolism agents including anorectic and weight reducing agents.
- (af) Agents used in hypercalcaemia and their active derivatives or analogs.
- (ag) Respiratory System agents including:
 - 20 (i) antitussives;
 - (ii) expectorants;
 - (iii) decongestants; and
 - (iv) bronchospasm relaxants and prodrugs and derivatives thereof.
- (ah) Allergy and Immune System agents including:
 - 25 (i) antihistamines.
 - (ai) Local anaesthetics.
 - (aj) Stratum corneum lipids.
 - (ak) Neuromuscular blocking agents.
 - (al) Smoking cessation agents.
- 30 (am) Insecticides and other pesticides which are suitable for local or systemic application.
- (an) Dermatological agents.
- (ao) Allergens for desensitisation.
- (ap) Nutritional agents.

- (aq) Keratolytics.
- (ar) Psychicenergisers.
- (as) Anti-acne agents.
- (at) Anti-psoriasis agents.
- 5 (au) Anti-itch agents.
- (av) Anticholinergic agents.
- (aw) Other physiologically active peptides and proteins including small to medium-sized peptides.

10 It is particularly preferred that the active is effective via the systemic circulation and still more preferably the active agent comprises a hormone, particularly selected from the group consisting of oestrogens, progestins and androgens, including prodrugs and derivatives thereof. Most preferably the active agent comprises testosterone or a derivative or prodrug thereof.

15

The preferred active agent is testosterone or a derivative thereof, which may be used in the treatment of testosterone deficiency in men and women and the conditions and diseases resulting therefrom. The composition may therefore comprise testosterone or a derivative thereof. There are number of closely

20 related androgenic compounds which are synthetically derivatized from testosterone are known to provide the same or a similar physiologic activity. Such compounds include without limitation, testosterone salts, such as acetate, enanthate, cypionate, isobutyrate, propionate, undecanoate esters, cyproterone acetate, danazol, finasteride, fluoxymesterone, methyltestosterone, nandrolone

25 decanoate, nandrolone phenpropionate, oxandrolone, oxymetholone, stanozolol, and testolactone. Contrary to what might be expected from the activity of testosterone, the applicant has found that the invention may be used to provide rapid delivery of testosterone for transdermal administration of without inducing unacceptable levels of side effects that distress a subject such

30 as sweating and odour, which have been attributed to the presence of elevated testosterone.

Testosterone production in both men and women declines naturally with age. Testosterone deficiency may result from disease or damage to the

hypothalamus, pituitary gland, or testicles that inhibits hormone secretion and testosterone production, and is also known as hypogonadism. Depending on age, insufficient testosterone production can lead to abnormalities in muscle and bone development, underdeveloped genitalia, and diminished virility.

5

Testosterone deficiency in men (hypogonadism) may be present at birth (congenital) or may develop later (acquired). It is classified by the location of its cause along the hypothalamic-pituitary-gonadal axis:

- Primary, disruption in the testicles
- 10 • Secondary, disruption in the pituitary
- Tertiary, disruption in the hypothalamus.

The most common congenital cause is Klinefelter's syndrome. This condition, which is caused by an extra X chromosome, results in infertility, sparse facial and body hair, abnormal breast enlargement (gynecomastia), and
15 small testes.

Congenital hormonal disorders such as leutenizing hormone-releasing hormone (LHRH) deficiency and gonadotropin-releasing hormone (GnRH) deficiency (e.g., Kallmann's syndrome) also may cause testosterone deficiency.
20

Other congenital causes include absence of the testes (anorchism; also may be acquired) and failure of the testicles to descend into the scrotum (cryptorchidism).

25

Acquired causes of testosterone deficiency include chemotherapy; damage occurring during surgery involving the pituitary gland, hypothalamus, or testes; glandular malformation; head trauma that affects the hypothalamus; infection (e.g., meningitis, syphilis, mumps); isolated LH deficiency (e.g., fertile
30 eunuch syndrome); radiation; testicular trauma; and tumors of the pituitary gland, hypothalamus, or testicles.

Androgen deficiency in women has been associated with an increased rate of sexual problems or complaints in a number of studies. These problems

are frequently encountered in oophorectomized women and those with androgen deficiency from other causes. Hypoactive sexual desire disorder (HSDD) in women is the persistent or recurring deficiency (or absence) of sexual fantasies, thoughts and/or desire for, or receptivity to, sexual activity, which causes personal distress. The cause may be either physiological or psychological or a combination of both. Common physiological etiologies include hormone deficiencies, medications, and surgical interventions. Any disruption of the female hormonal milieu caused by these etiologies can result in decreased sexual desire. The lack of, or a decrease in, sexual desire may also be secondary to poor sexual arousal and response, or to pain associated with sexual activity. Another factor may be difficulty with inability to attain or maintain sufficient sexual excitement, a condition known as female sexual arousal disorder (FSAD).

The invention may be used in the treatment of sexual dysfunction in men and women.

Normal daily production of testosterone in normal young men ranges from 3–10 mg per day with diurnal variation (maximum ~7am declining throughout the day). The aim of testosterone therapy in men is to deliver physiologic amounts of testosterone to the systemic circulation producing serum testosterone levels within the normal range for healthy men (e.g. 300–1000 ng/dL or 10–35 nM).

Several clinical studies have demonstrated that in conditions such as female sexual dysfunction, testosterone administration, which is aimed at restoring testosterone levels to normal reproductive levels, is effective in improving sexual function. The studies to date suggest that systemic administration of doses ranging from 150µg to 300µg a day would be sufficient to return testosterone levels to mid- to high premenopausal levels in androgen deficient women.

In one embodiment, the invention is used to deliver a composition containing testosterone as the active agent to the axilla of a patient to result in a

blood level of testosterone of at least a predetermined amount. In one embodiment, the predetermined amount is the normal range. In the case of testosterone, the blood level achieved is at least 200 ng/dL, preferably 300-1000 ng/dL.

5

The invention may be used in the treatment of a wide variety of conditions responsive to testosterone therapy such as AIDS Wasting Syndrome, micropenis, somatopause, andropause, viropause, or androgen deficiency in adult males (ADAM), anemia from renal dialysis or chronic kidney disease, benign prostatic hyperplasia, acne, diabetes, infertility, periodontal disease, post anabolic steroid abuse, dry eyes, diabetic retinopathy, retinopathy, and Lupus Erythematosus decreased bone density (i.e. osteoporosis), hyperlipemia, predisposition toward prostate cancer, heart disease, angina, and hypertension.

15

In further embodiments, the invention may be used in a method of treatment of oestrogen and/or progestin deficiency, a method of treatment of chronic pain, and a method of treatment of anxiety related disorders.

20

The composition may have antiperspirant and/or deodorant properties. The composition therefore allows the active agent to be rapidly delivered for transdermal administration whilst also enabling perspiration and/or odour to be reduced. The invention facilitates delivery of the composition to areas such as the axilla for transdermal drug delivery without patient inconvenience of not using normal antiperspirant/deodorant products (important for patient compliance) which may otherwise interfere with delivery of the active.

The antiperspirant and/or deodorant properties of the composition are particularly advantageous when the physiologically active agent is testosterone or derivatives thereof for treating testosterone deficiency in a subject. Testosterone is responsible for increasing perspiration and producing perspiration and perspiration related odour in the presence of 5-alpha-reductase, due to the conversion of testosterone to dihydrotestosterone (DHT).

30

In one embodiment, the thickening agent may be an antiperspirant and/or an occlusive agent for the drug delivery composition. In another embodiment, both a deodorant and an antiperspirant are in a composition with the at least one active agent and a dermal penetration enhancer. Suitable thickening agents include polyvinyl pyrrolidone or PVP (Povidone™). The antiperspirant may be an occlusive agent also, and a thickening, occlusive agent may have antiperspirant effects.

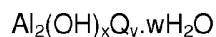
In some embodiments, the thickening agent is an antiperspirant or the composition further includes an antiperspirant and/or a deodorant.

Despite the inherent antiperspirant and/or deodorant properties of the composition, the composition may be optionally administered with deodorant and antiperspirant additives that do not interfere with the active. In another form, the liquid may comprise at least one physiologically active agent; and at least one volatile solvent; and at least one antiperspirant or deodorant.

In one embodiment, the composition comprises an antiperspirant agent. The antiperspirant agent may be any suitable substance that reduces or inhibits the production of sweat. In some instances, an antiperspirant agent can also provide deodorancy benefits.

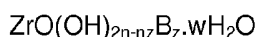
Preferably, the antiperspirant agent is selected from the group consisting of inorganic or organic salts of aluminium, zirconium, zinc or mixtures thereof.

In one embodiment, the antiperspirant agent is an aluminium salt having the general formula:



where Q is chlorine, bromine or iodine;
x is 2 to 5;
x+y = 6, where x and y do not need to be integers; and
wH₂O represents a variable amount of hydration.

In another embodiment, the antiperspirant agent is a zirconium salt of the following general formula:



5 where

z is a variable in the range of from 0.9 to 2.0 so that the value of $2n-nz$ is zero or a positive;

n is the valency of B;

B is selected from the group consisting of chloride, other halide, sulphamate,

10 sulphate and mixtures thereof; and

wH_2O represents a variable amount of hydration.

In a preferred embodiment, the antiperspirant agent is selected from the group consisting of aluminium chloride, aluminium chlorohydrate, aluminium
 15 chlorohydrate polyethylene glycol, aluminium chlorohydrate propylene glycol, aluminium dichlorohydrate, aluminium dichlorohydrate polyethylene glycol, aluminium dichlorohydrate propylene glycol, aluminium sesquichlorohydrate, aluminium sesquichlorohydrate polyethylene glycol, aluminium sesquichlorohydrate propylene glycol, aluminium zirconium octachlorohydrate,
 20 aluminium zirconium octachlorohydrate gly, aluminium zirconium pentachlorohydrate, aluminium zirconium pentachlorohydrate gly, aluminium zirconium tetrachlorohydrate, aluminium zirconium tetrachlorohydrate gly, aluminium zirconium trichlorohydrate and aluminium zirconium trichlorohydrate gly. These antiperspirant agents have approved listings under the United
 25 States Food & Drug Administration Federal Register.

It is contemplated that other antiperspirant agents may also be used. Examples of these antiperspirant agents include aluminium bromohydrate, aluminium chloride, aluminium citrate, aluminium sulfate, ammonium alum,
 30 cobalt acetylmethionate, potassium alum, sodium alum and sodium aluminium chlorohydroxy lactate.

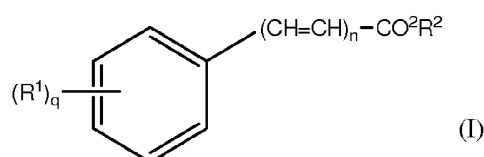
In another embodiment, the composition comprises a deodorant agent. The deodorant agent may be any suitable substance that provides deodorancy

benefits in masking or neutralising odours that are produced by the action of bacteria. Generally, deodorant agents do not interfere with the production of perspiration. Representative examples of deodorant agents include, but are not limited to, one or more of cetyl-trimethylammonium bromide, cetyl pyridinium chloride, benzethonium chloride, diisobutyl phenoxy ethoxy ethyl dimethyl benzyl ammonium chloride, sodium N-lauryl sarcosine, sodium N-palmitoyl sarcosine, lauroyl sarcosine, N-myristoyl glycine, potassium N-lauryl sarcosine, stearyl, trimethyl ammonium chloride, sodium aluminium chlorohydroxy lactate, tricetyl methyl ammonium chloride, 2,4,4'-trichloro-2'-hydroxy diphenyl ether, diaminoalkyl amides such as L-lysine hexadecyl amide, heavy metal salts of citrate, salicylate, and piroctone, especially zinc salts, and acids thereof, heavy metal salts of pyrrhione, especially zinc pyrrhione and zinc phenolsulfate. Other deodorant agents include, without limitation, odour absorbing materials such as carbonate and bicarbonate salts, e.g. as the alkali metal carbonates and bicarbonates, ammonium and tetraalkylammonium carbonates and bicarbonates, especially the sodium and potassium salts, or any combination of the above

In a preferred embodiment, the composition comprises a combination of antiperspirant and deodorant agents. The antiperspirant and deodorant agents may be present in the composition in any amount that provides beneficial antiperspirant and/or deodorancy effects. The antiperspirant agent or deodorant agent may be present in an amount of from about 0.05 to 60%, and is preferably from about 1 to 40%, more preferably from about 5 to 30% and even more preferably from about 8 to 15% by weight of the composition. Where the composition comprises a combination of antiperspirant and deodorant agents, the combined amounts of these agents is preferably within the preferred range stated above.

In one embodiment, the composition may comprise a penetration enhancer. The penetration enhancer is also sometimes called an "absorption" enhancer. Suitable dermal penetration enhancers are described in US Patent 6,299,900 and WO 2006/128255, the contents of each of which are herein incorporated by reference. The preferred dermal penetration enhancers

include: fatty acids, fatty acid esters, fatty alcohols, glycols and glycol esters, 1,3-dioxolanes and 1,3-dioxanes, macrocyclic ketones containing at least 12 carbon atoms, oxazolidinones and oxazolidinone derivatives, alkyl-2-(N,N-disubstituted amino)-alkanoate esters, (N,N-disubstituted amino)-alkanol
 5 alkanooates, sunscreen esters and mixtures thereof. These include the compounds being safe skin-tolerant ester sunscreens of formula:



- 10 wherein R¹ is hydrogen, lower alkyl, lower alkoxy, halide, hydroxy or NR³R⁴;
 R² is long chain alkyl;
 R³ and R⁴ are each independently hydrogen, lower alkyl or R³ and R⁴ together
 with the nitrogen atom to which they are attached form a 5- or 6-membered
 heterocyclic ring;
 15 n is 0 or 1 ; and
 q is 1 or 2.

Most preferably the dermal penetration enhancer is selected from the list
 including oleic acid, oleyl alcohol, cyclopentadecanone (CPE-218™), sorbitan
 20 monooleate, glycerol monooleate, propylene glycol monolaurate, polyethylene
 glycol monolaurate, 2-n-nonyl 1,3-dioxolane (SEPA™), dodecyl 2-(N,N-
 dimethylamino)-propionate (DDAIP) or its salt derivatives, 2-ethylhexyl 2-
 ethylhexanoate, isopropyl myristate, dimethyl isosorbide, 4-decyloxazolidinon-2-
 one (SR-38™, TCPI, Inc.), 3-methyl-4- decyloxazolidinon-2-one, octyl dimethyl-
 25 para-aminobenzoate, octyl para-methoxycinnamate, octyl salicylate and
 mixtures thereof.

The concentration of absorption/penetration enhancer may be in the
 range from 10-10,000 weight percent of absorption/penetration enhancer based
 30 upon the weight of active ingredient. The ratio of penetration enhancer to active
 ingredient may vary considerably and will be governed as much as anything, by

the pharmacological results that are required to be achieved. In principle, it is desirable that as little absorption enhancer as possible is used. However, it is most preferable that the penetration enhancer be in the range from 0.01-15% of the total composition.

5

In the most preferred embodiment of the invention the composition is formulated to dry on the skin within three minutes of application. In this way the composition is driven into the skin to form a reservoir of the physiologically active agent in the skin which we have found is particularly active in enhancing
10 blood levels without the undesirable effects associated with high localised subcutaneous levels in the region of application. Pharmacodynamically, delivery of the active is substantially "steady-state", once a reservoir of the active is established in the skin.

15 The composition preferably has a drying time of less than three minutes. Drying time may be determined by in vitro or in vivo tests. A suitable in vitro test involves placing a 10 μ L sample on a clean glass slide at room temperature (approx 20°C) and using a four decimal place analytical balance the time take for the vehicle to stop evaporating is measured. The resulting drying times from
20 three repetitions of the test may be averaged.

For in vivo drying time measurement 10 μ Ls applied to volar forearms (32°C) of three subjects and the drying time is measured by touch and visual verification (no visible surface vehicle or shine).

25

Preferably the composition is non-occlusive, in that in the broadest sense, the composition is not trapped to the skin, or the skin is not closed to the atmosphere, by means of a patch device, fixed reservoir, application chamber, tape, bandage, sticking plaster, or the like, which remains on the skin at the site
30 of application for a prolonged length of term. Such devices tend to be uncomfortable for the wearer or can be embarrassing or unsightly.

In one embodiment, the composition appears like a lotion. In this context, "lotion" is used in its broad descriptive sense, rather than the more specific

formulatory sense which refers to a mixed phase or suspension of active. The composition is often a true solution, but with increased viscosity so that its viscosity is more similar to that usually associated with a lotion. The viscosity of the composition is preferably greater than that of water but less than about 300 centipoise. The viscosity in different embodiments is in the range of 10 to 200, 20 to 100 or 30 to 50 centipoise.

Without being bound by any theory, the applicant believes that the viscosity modulating agent and/or penetration enhancer in the composition function to minimise perspiration, and that the volatile carrier functions to inhibit bacteria and therefore odour by a bactericidal activity of the carrier.

In one embodiment, the composition consists essentially of one physiologically active agent; one volatile solvent; and one viscosity modulating agent, each as described above. Preferably, it further includes a penetration enhancer as described above. In one embodiment, the viscosity modulating agent is an antiperspirant, and the composition optionally also includes a deodorant. Each of these embodiments may or may not also include water.

In another embodiment, the composition may include at least one additional active agent and/or at least one additional inactive agent. In a different embodiment, the composition does not include a herbal extract (or like component), whether as a physiologically active agent or otherwise.

The composition may be applied to the skin, including but not limited to axilla, of a subject in any of a range of forms. Suitable forms include for example lotions, creams, gels, foams, pastes, solutions, sprays, aerosols, roll-ons and the like. The composition may be applied in an occlusive or non-occlusive manner. It is preferred that the composition is applied in a non-occlusive manner and in the most preferred embodiment the composition is formulated for application as a lotion, gel, cream, foam or viscous solution. Generally, the properties of the composition are such that it can be readily dispensed and spread by the implement of the invention. The composition can be formulated by adding suitable carriers, excipients and thixotropic agents

which are inert to the active to facilitate dispensing and spreading of the composition and thus delivery of the composition to the skin for transdermal administration of the active agent.

5 The composition may further comprise additional components that will facilitate its preparation into forms suitable for application to the axilla of a subject. Examples of additional components include but are not limited to surfactants, buffers, solvents and propellants.

10 In one embodiment, the composition comprises a volatile carrier which is isopropyl alcohol, a penetration enhancer which is octisalate, an active agent which is testosterone and a thickening agent which is polyvinylpyrrolidone. These may be in the following percentages:

 30% v/v carrier;
15 8% w/v enhancer;
 1 % w/v active;
 2% w/v thickener;
 10% v/v sterile water; and
 the balance ethanol.

20 In one embodiment, the invention utilises a transdermal drug delivery composition consisting essentially of the above 6 components in those proportions.

25 Other actives as set-out below are also contemplated for use in the composition.

 In another embodiment, the composition may further include a second active agent to provide the composition with additional usage benefits. The
30 second active agent may be selected from any one of the active agents listed above, or herbal extracts and/or cosmetic agents (such as, age spot and keratose removing agents, anti-aging agents, antioxidants, and hydroxy acids).

Preferably the second active agent is an antifungal agent. Fungal infections are common in areas of the body having higher production of heat and perspiration.

5 In yet another embodiment, the composition may further comprise one or more inactive agents. Such inactive ingredients may be referred to as "additives". Examples of such additives include but are not limited to, humectants, deodorant agents, antiperspirants, pH adjusting agents, preservatives, emulsifiers, occlusive agents (including without limitation patches
10 and film formers), solubilizing agents, colorants, and surfactants (including without limitation anionic surfactants).

In yet another embodiment the invention provides a method of transdermal administration of a physiologically active agent to a subject
15 including

providing an implement as hereinbefore described;

applying a liquid including the physiologically active agent to the reservoir; and

20 deforming the wall of the receptacle containing the liquid against the skin of the subject and spreading the liquid over the area of the skin surface preferably in at least one axilla. The receptacle is preferably used so as to maintain the working surface in contact with the treatment surface when spreading the liquid.

25 The method can be used to deliver a predetermined amount of active and/or sufficient active to achieve a predetermined bloodstream level or concentration of the active. For some actives (eg, those with a short half-life) other measures of the amount of active delivered will be appropriate.

30 In another embodiment the invention provides use of a physiologically active agent in manufacture of a medicament for treatment of a subject by application to the skin of the subject in at least one axilla with the above described implement. The medicament is preferably for treatment or prevention of a condition treatable or preventable by the active.

The invention is described with reference to the following Example. It is to be understood that the Example is provided by way of illustration of the invention and is not limiting to the scope of the invention.

5 Example

The above described implement, such as the implement of Figures 5 and 6 may be used to apply the composition of Example 1 of WO 2006/128255 to at least one axilla of a male or female human to treat conditions arising from
10 deficient systemic testosterone blood levels:

The composition of Example 1 of WO 2006/128255 contained the following components in the amounts by weight specified.

Component	Use	Concentration
Octisalate USP	Penetration enhancer	8% w/v
Povidone USP	Thickener	1-5%
Purified water USP	Vehicle	10% v/v
Isopropyl alcohol USP	Vehicle	30% v/v
Alcohol USP	Vehicle	To 100% v/v

15

Various alterations, modifications and/or additions may be introduced into the constructions and arrangement of parts previously described without departing from the spirit or ambit of the invention. More specifically the features of any one of the embodiments may be added to other embodiments resulting in
20 an implement that combines features of more than one embodiment.

THE CLAIMS DEFINING THE INVENTION ARE AS FOLLOWS:

1. An implement for applying a volume of liquid to a treatment surface including a support means onto which is mounted, a receptacle defining an open topped reservoir space which receives the volume of liquid through the open top, the receptacle having a base that is resiliently deformable and a wall that is formed integrally with the base from a flexible membrane, the wall is substantially transverse to the base and has a working surface, when applying the liquid to the treatment surface the liquid exits the reservoir space through the open top and is spread over the treatment surface by the working surface , wherein the wall and base are resiliently deformable so in use the working surface maintains contact with the treatment surface when spreading the liquid.
2. An implement according to any one of claims 1 to 3 wherein the receptacle includes a hinge formation to allow the wall to move relative to the base.
3. An implement according to claim 2 wherein the hinge formation is integrally formed with the base and the wall.
4. An implement according to any one of the preceding claims wherein the support means is releasably attached to the receptacle.
5. An implement according to claim 4 wherein the support means is relatively rigid in comparison to at least the wall of the receptacle so that at least the wall is movable relative to the support means when applying the liquid.
6. An implement according to claim 5 wherein the wall includes a skirt portion a lower edge of which is attached to the support means.
7. An implement according to claim 6 wherein the support means is detachably connectable to a dispensing means that is operable to dispense the volume of liquid into the receptacle.

8. An implement according to claim 6 or 7 wherein the wall includes an inner portion that is located between the skirt and the base.
- 5 9. An implement according to claim 8 wherein the inner portion extends from the base at an angle greater than or equal to 90° and is continuous from the base to the working surface.
- 10 10. An implement according to claim 8 or 9 wherein at least the inner portion includes a plurality of channels providing a passageway for the liquid from the reservoir space to the treatment surface.
11. An implement according to claim 10 wherein the wall is castellated.
- 15 12. An implement according to claim 11 wherein the castellations are located between the inner portion and the skirt with an exit end of each channel spacing each castellation.
- 20 13. An implement according to claim 11 or 12 wherein the working surface is limited to the castellation.
14. An implement according to any one of claims 8 to 10 wherein the working surface extends along the wall between the inner portion and the skirt.
- 25 15. An implement according to claim 14 wherein the working surface extends over the inner portion of the wall.
- 30 16. An implement according to claim 14 or 15 wherein the working surface extends over the skirt of the wall.
17. An implement according to any one of the preceding claims wherein the working surface is substantially convex.
- 35 18. An implement according to claim 6 wherein the skirt flares outwardly from the support means towards the working surface.

19. An implement according to claim 6 wherein the skirt is substantially parallel to the inner portion.
20. An implement according to any one of the preceding claims wherein the treatment surface is the user's skin.
21. An implement according to any one of the preceding claims wherein the treatment surface is the axilla area of the users skin.
22. A system for transdermal administration of a physiologically active agent from a liquid composition, the system including
a container containing the liquid composition including the physiologically active agent,
a dispensing means for delivering liquid from the container; and
an applicator for applying the liquid to an area of skin for transdermal administration said applicator including a receptacle defining an open topped reservoir space which receives a volume of liquid from the container through the open top, the receptacle having a base that is resiliently deformable and a resiliently deformable wall substantially formed integrally with the base from a flexible membrane which extends transverse to the base having a working surface that is used to spread the liquid from the reservoir space through the open top over the area of the skin surface.
23. A system according to claim 22 wherein the composition includes a penetration enhancer.
24. A system according to claim 23 wherein the penetration enhancer is selected from the group consisting of fatty acids, fatty acid esters, fatty alcohols, glycols and glycol esters, 1,3-dioxolanes and 1,3-dioxanes, macrocyclic ketones containing at least 12 carbon atoms, oxazolidinones and oxazolidinone derivatives, alkyl-2-(N,N-disubstituted amino)-alkanoate esters, (N,N-disubstituted amino)-alkanol alkanoates, sunscreen esters and mixtures thereof.

25. A system according to claim 23 wherein the penetration enhancer is one or a mixture of octyl dimethyl-para-aminobenzoate, octyl para-methoxycinnamate and octyl salicylate.
- 5 26. A system according to claim 23 wherein the composition includes from 1 to 15% by weight of the total composition of a penetration enhancer.
- 10 27. A system according to claim 24 wherein the composition includes from about 40-90% by weight of volatile solvent selected from the group consisting of ethanol, ethyl acetate, isopropanol, acetone, ethyl formate, methyl acetate, methyl ethyl ketone, pentane, chloroform, dimethyl ether, R134a and mixtures thereof.
- 15 28. A system according to claim 24 wherein the composition includes a viscosity modulating agent to provide a viscosity greater than water and less than about 300 centipoise.
- 20 29. A system according to claim 24 wherein the physiologically active agent includes at least one hormone selected from the group consisting of oestrogens, progestagens and androgens.
30. A system according to claim 24 wherein the physiologically active agent is an androgen selected from testosterone and derivatives thereof.
- 25 31. A system according to claim 24 wherein the composition includes an antiperspirant and/or deodorant agent.
- 30 32. A method of dispensing a volume of liquid for application to the skin surface including: providing an implement according to any one of claims 1 to 21; providing a container containing the liquid; providing a dispensing means for dispensing the liquid from the container; applying a volume of the liquid to the reservoir space through the open top; and wherein at least the wall resiliently deforms when the implement is applied to the skin surface.

