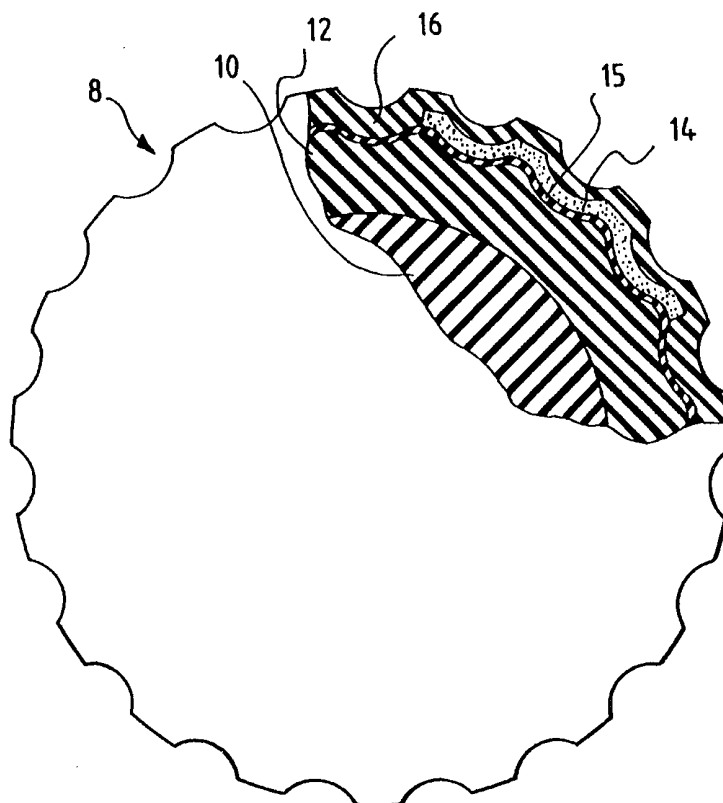




INTERNATIONAL APPLICATION PUBLISHED UNDER THE PATENT COOPERATION TREATY (PCT)

(51) International Patent Classification ⁷ : B41J 2/01	A1	(11) International Publication Number: WO 00/20219 (43) International Publication Date: 13 April 2000 (13.04.00)
(21) International Application Number: PCT/US99/23150 (22) International Filing Date: 6 October 1999 (06.10.99) (30) Priority Data: 09/166,970 6 October 1998 (06.10.98) US (71) Applicant: SPALDING SPORTS WORLDWIDE, INC. [US/US]; 425 Meadow Street, P.O. Box 901, Chicopee, MA 01021-0901 (US). (72) Inventors: KENNEDY, Thomas, J., III; 3 Mirick Lane, Wilbraham, MA 01095 (US). PHELPS, Robert; 229 Taylor Street, Granby, MA 01033 (US). GREEN, Stephen, M.; 1 Drumlins Terrace, Syracuse, NY 13224 (US). (74) Agents: COVELLO, Diane, F.; Spalding Sports Worldwide, Inc., 425 Meadow Street, P.O. Box 901, Chicopee, MA 01021-0901 (US) et al.		(81) Designated States: AU, CA, GB, JP. Published <i>With international search report. Before the expiration of the time limit for amending the claims and to be republished in the event of the receipt of amendments.</i>
(54) Title: METHOD OF FORMING INDICIA ON A GAME BALL SURFACE USING AN INK JET PRINTER (57) Abstract The method includes: (a). obtaining an ink composition containing a coloring agent and a resin, the ink composition being suitable for use in ink jet printing, (b). dispensing the ink composition in the form of indicia on a transfer medium using an ink jet printer, and (c). transferring the indicia from the transfer medium to the surface of a game ball. Method of applying indicia to a game ball, comprising: (a). obtaining an ink composition suitable for use in ink jet printing, (b). forming an indicia receiving layer on at least a portion of the game ball surface, the indicia receiving layer containing a material which promotes at least one of absorption, adhesion and clarity of the indicia, and (c). printing indicia on the indicia receiving layer using an ink jet printer.		



FOR THE PURPOSES OF INFORMATION ONLY

Codes used to identify States party to the PCT on the front pages of pamphlets publishing international applications under the PCT.

AL	Albania	ES	Spain	LS	Lesotho	SI	Slovenia
AM	Armenia	FI	Finland	LT	Lithuania	SK	Slovakia
AT	Austria	FR	France	LU	Luxembourg	SN	Senegal
AU	Australia	GA	Gabon	LV	Latvia	SZ	Swaziland
AZ	Azerbaijan	GB	United Kingdom	MC	Monaco	TD	Chad
BA	Bosnia and Herzegovina	GE	Georgia	MD	Republic of Moldova	TG	Togo
BB	Barbados	GH	Ghana	MG	Madagascar	TJ	Tajikistan
BE	Belgium	GN	Guinea	MK	The former Yugoslav Republic of Macedonia	TM	Turkmenistan
BF	Burkina Faso	GR	Greece			TR	Turkey
BG	Bulgaria	HU	Hungary	ML	Mali	TT	Trinidad and Tobago
BJ	Benin	IE	Ireland	MN	Mongolia	UA	Ukraine
BR	Brazil	IL	Israel	MR	Mauritania	UG	Uganda
BY	Belarus	IS	Iceland	MW	Malawi	US	United States of America
CA	Canada	IT	Italy	MX	Mexico	UZ	Uzbekistan
CF	Central African Republic	JP	Japan	NE	Niger	VN	Viet Nam
CG	Congo	KE	Kenya	NL	Netherlands	YU	Yugoslavia
CH	Switzerland	KG	Kyrgyzstan	NO	Norway	ZW	Zimbabwe
CI	Côte d'Ivoire	KP	Democratic People's Republic of Korea	NZ	New Zealand		
CM	Cameroon			PL	Poland		
CN	China	KR	Republic of Korea	PT	Portugal		
CU	Cuba	KZ	Kazakstan	RO	Romania		
CZ	Czech Republic	LC	Saint Lucia	RU	Russian Federation		
DE	Germany	LI	Liechtenstein	SD	Sudan		
DK	Denmark	LK	Sri Lanka	SE	Sweden		
EE	Estonia	LR	Liberia	SG	Singapore		

METHOD OF FORMING INDICIA ON A GAME BALL SURFACE USING AN INK JET PRINTER

Related Applications

5 This application is a continuation-in-part of U.S. Application No. 09/166,970 filed October 6, 1998, currently pending, which is a continuation-in-part of U.S. Application No. 08/877,938 filed June 18, 1997, now U.S. Patent No. 5,885,173, which in turn is a continuation-in-part of U.S. Application No. 08/529,361, now U.S. Patent No. 5,770,325. U.S. Application No. 10 09/166,970 is also a continuation-in-part of U.S. Application No. 08/753,704 filed November 27, 1996, now U.S. Patent No. 5,827,134. Each of the foregoing applications and patents is incorporated by reference herein.

Background of the Invention

15 The present invention generally relates to ink jet printing on curved surfaces, and more particularly to ink jet printing on game balls. Inks that are used in ink jet printing commonly are water-based resins which contain dye as a coloring agent. Other types of inks, such as solvent-based (i.e., non-aqueous) formulations and ultraviolet ("UV") curable inks, could be useful in ink jet printing 20 if an appropriate viscosity and surface tension of the ink could be achieved as to be compatible with both the ink jet printing system and the game ball surface.

UV curable inks are quick-curing inks and therefore are advantageous for in continuous-type processes in which subsequent treatment of an ink-printed substrate is involved. A number of UV curable inks are known. For example, 25 U.S. Patent No. 4,271,258 discloses a photopolymerizable ink composition containing acrylate resin, methacrylate monomer or oligomer, acrylate monomer or oligomer, photoinitiator, and a particular type of an epoxy resin. U.S. Patent No. 5,391,685 discloses a UV curable ink having an isocyanate compound added thereto. U.S. Patent No. 5,391,685 contends that the ink disclosed therein is

-2-

particularly well suited for printing on slightly adhesive plastic bases, such as those made of polyoxymethylenes and polypropylenes.

Screen printing on spherical surfaces such as golf balls can be difficult.

As a result, pad printing customarily is used for marking golf ball surfaces.

- 5 However, many of the known UV curable inks are not well suited for pad printing due to difficulties in transferring the ink from a pad to a substrate. Furthermore, UV curable inks that can be pad printed have not been found suitable for use on golf balls. More specifically, when applied to a golf ball, these inks are not sufficiently durable (impact resistant) to withstand multiple blows by a golf club.
- 10 It would be useful to obtain a highly durable UV curable ink which has favorable pad transfer properties when used for printing indicia on surfaces such as a curved and dimpled surface of a golf ball, and which provides an image having good durability.

- Ink jet printing is commonly used to form multicolor images on paper for
- 15 use in advertising materials, computer-generated photographs, etc. There are two fundamental types of ink jet printing: continuous and drop on demand. U.S. Patent No. 5,623,001 describes the distinction between continuous and drop on demand ink jet printing. In continuous ink jet printing, a stream of ink drops is electrically charged and then deflected by an electrical field either directly or
- 20 indirectly onto the substrate. In drop on demand ink jet printing, the ink supply is regulated by an actuator such as a piezoelectric actuator. The pressure produced by the actuation forces a droplet through a nozzle or nozzles onto the substrate.

- It is known to print directly on a game ball surface using a continuous ink
- 25 jet printer which relies on an electric charge to deliver droplets of ink to the game ball surface. (See JP 8322967-A published December 10, 1996 (Bridgestone) and JP 2128774-A published May 17, 1990 (Bridgestone)).

-3-

Summary of the Invention

An object of the invention is to provide a new and improved method of forming durable images on game balls.

Another object of the invention is to provide a method of forming multi-
5 color images on game balls.

A further object of the invention is to provide a method of quickly and efficiently transferring a logo or image from a computer screen to a game ball surface.

Another object of the invention is to provide a game ball, such as a golf
10 ball, having a clear and durable ink image printed thereon. Another object of the invention is to provide a method for printing indicia on a hard surface of a game ball, the indicia comprising ink jet printable ink.

Yet another object of the invention is to provide a method for applying smudge resistant and durable indicia to a visible surface of a game ball.

15 Other objects of the invention will be in part obvious and in part pointed out more in detail hereafter. The present invention satisfies at least one of the foregoing objects, at least in part.

One aspect of the invention is a method of applying indicia to a game ball, comprising: (a). obtaining an ink composition suitable for use in ink jet printing,
20 (b). dispensing the ink composition in the form of indicia on a transfer medium using an ink jet printer, and (c). transferring the indicia from the transfer medium to the surface of a game ball.

The transfer medium comprises at least one member selected from the group consisting of silicone, fluoropolymer, and polypropylene. The transfer
25 medium can be a low surface energy material.

In one form of the invention, the ink composition contains a polymer resin. In another form of the invention, the ink composition contains resin components.

The game ball can be a golf ball. The golf ball usually has a dimpled
30 surface.

-4-

An alternative method further includes: (d). forming a protective coating over the indicia on the surface of the game ball. The protective coating can include a polyurethane.

5 The method of the invention optionally includes forming a primer coating layer on at least a portion of the surface of game ball prior to (b). The primer coating layer can contain a material which promotes at least one of absorption, adhesion and clarity of the indicia. Several examples of this material are talc, amorphous silica, bentonite clay, magnesium silicate, or combinations of these materials.

10 The transfer medium used in the method of the invention can be a silicone-containing medium such as a sheet or a pad.

In one form of the invention, the ink composition is an aqueous-based formulation. In another form of the invention, the ink composition is a non-aqueous, or solvent-based, formulation. In another alternative form of the invention, the ink comprises a UV curable resin, and the method further comprises: (e). curing the indicia after the indicia have been transferred onto the game ball surface.

Another aspect of the invention is a method of applying indicia to a game ball, comprising: (a). obtaining an ink composition suitable for use in ink jet printing, (b). forming an indicia receiving layer on at least a portion of the game ball surface, the indicia receiving layer containing a material which promotes absorption, adhesion or clarity of the indicia, and (c). printing indicia on the indicia receiving layer using an ink jet printer. Optionally, the method further includes: (d). forming a protective coating over the indicia. The indicia may have impact resistance sufficient to render the game ball suitable for use in competitive play.

25 One example of a suitable game ball is a golf ball. The indicia receiving layer optionally comprises a polyurethane.

-5-

The material which promotes absorption, adhesion or clarity of the indicia can be talc, amorphous silica, bentonite clay, magnesium silicate, or combinations thereof.

5 The indicia can be printed directly on the game ball surface using the ink jet printer. Alternatively, the indicia can be printed on a transfer medium using the ink jet printer, and can be subsequently transferred to the surface of the indicia receiving layer of the game ball. A drop-on-demand ink jet printer can be used. It can have a piezo crystal or thermal printhead.

10 In another optional form of the invention, the ink comprises an UV curable resin, and the method further comprises: (e). curing the indicia after the indicia have been printed on the indicia receiving layer.

Another aspect of the invention is a method of applying indicia to a game ball, such as a golf ball, comprising: (a). obtaining a UV curable ink composition suitable for use in ink jet printing, (b). printing indicia on a surface of the game ball using an ink jet printer, and (c). curing the UV ink composition. The method can further include: (d). forming a protective coating over the indicia.

Another aspect of the invention is a method of applying indicia to a game ball, such as a golf ball, comprising: (a). obtaining an ink composition suitable for use in ink jet printing, (b). printing indicia on the surface of a game ball using a drop-on-demand ink jet printer, and (c). forming a protective coating over the indicia. The resolution of the indicia may be at least about 300 dots per inch ("d.p.i.") (about 120 dots per cm), optionally at least about 500 d.p.i. (about 200 dots per cm), optionally at least about 600 d.p.i. (about 240 dots per cm), optionally at least about 1000 d.p.i. (about 390 dots per cm).

Brief Description of the Drawing

Figure 1 depicts a golf ball having indicia comprising ink jet printable ink in accordance with the present invention.

5 Figure 2 is a flow chart depicting two methods for applying ink jet printable indicia to a game ball by indirect transfer.

Figure 3 is a flow chart depicting a method for applying ink jet printable indicia to a game ball using a direct printing method.

10 Figure 4 schematically depicts the durability test apparatus to determine the durability of the indicia of the invention on a golf ball.

Figure 5 is a partial side view of a portion of an insert plate in the durability test apparatus which has grooves intended to simulate a golf club face.

Figure 6 depicts differences in pad transfer of four UV curable inks.

15 Figure 7 depicts a method for applying indicia to a game ball via a logo stamping machine using ink jet printed ink.

Figure 8 depicts a golf ball with indicia imprinted by custom stamping – by pad printing using a conventional solvent-borne pad printable ink – after being subjected to the wet barrel durability test.

20 Figure 9 depicts a golf ball with an indicia imprinted by an ink jet printer using solvent-based (non-aqueous) ink after being subjected to the wet barrel durability test.

Figure 10 depicts the adaptations made to the drive system of an ink jet printer to allow for accommodation of a game ball.

Detailed Description of the Invention

One method of the invention for forming an image on a game ball using ink jet printing is an indirect printing technique which involves printing indicia on
5 a transfer medium using an ink jet printer and then transferring the image from the transfer medium to the game ball surface. Another method of the invention is to print directly on a specially treated surface of a game ball using an ink jet printer.

A golf ball formed according to one embodiment of the present invention
10 is shown in Figure 1. The golf ball 8 has a central core 10, which can be solid, liquid, gas, gel, wound, or a combination of these, and a dimpled cover 12 surrounding the core. Indicia 14 formed from an ink jet printable ink are formed over the cover 12. Optionally, an indicia receiving layer 15 is positioned between the indicia 14 and the cover 12. A protective top coat 16 is formed
15 over the indicia 14. This top coat 16 may cover the entire ball 8, though a partial topcoat 16 covering only a somewhat larger area than the indicia 14 is also contemplated.

Two methods of indirectly ink jet printing on a golf ball surface are depicted in Figure 2. As shown at 30, a golf ball is primed with an ink retaining
20 primer. An image is ink jet printed onto a transfer sheet, as shown at 32, or transfer pad, as shown at 34. If the image is printed onto a transfer sheet, it is then transferred to a transfer pad on a stamping machine at 34'. The transfer pad, which is configured for printing on the surface of a golf ball, subsequently stamps the image on a golf ball surface at 36. After the image is applied, the
25 surface of the ball and the indicia optionally can be coated with a suitable top coat at 38.

A method for directly ink jet printing on a golf ball is shown in Figure 3. As shown at 40, a golf ball is primed with an ink retaining primer. After the coating has been applied, an image is ink jet printed directly onto the surface of

-8-

the primer at 42. After the image has been applied, the surface of the ball and the indicia optionally can be coated with a suitable top coat at 44.

The method of the invention can be used on curved surfaces of game balls such as golf balls, basketballs, baseballs, softballs, and the like, and is particularly useful on golf balls. It can be difficult to print on the curved and dimpled surface of a golf ball because the dimples tend to distort an image printed thereon and because the plastic cover of a golf ball, which typically is made of ionomer, balata, or polyurethane, has a low surface energy. The low surface energy of the ionomer cover makes adhesion difficult and also causes ink to form into beads when placed on the cover, thereby blurring the printed image.

One way in which the present invention overcomes the beading problem is by applying a primer coat to at least the portion of the ball surface upon which the indicia are to be printed, the primer coat containing a material which promotes absorption, adhesion, and/or clarity of the indicia. Suitable materials of this type to use in the primer coat of a game ball such as a golf ball include talc, amorphous silica, bentonite clay, magnesium silicate, or the like, or a combination of these.

In another form of the invention, the material which promotes absorption, adhesion, and/or clarity of the indicia is incorporated into the cover itself. When the cover is formed from ionomer, polyurethane or balata, for example, suitable materials of this type which can be incorporated therein include talc, amorphous silica, bentonite clay, magnesium silicate, or the like, or a combination of these.

The ink which is used in the method of the invention is one which is suitable for use in an ink jet printer. Typically, the ink contains a coloring agent, a carrier, and additives. The coloring agent usually is a dye and/or pigment and can be fluorescent. Alternately, the ink can contain a fluorescent material as the coloring agent instead of or in addition to an ordinary dye. As another alternative, the ink can contain a selective absorber of infrared or microwave radiation. The carrier or vehicle for the coloring agent may be water or an organic solvent. The physical characteristics of the substrate and the other ink

-9-

components determine the type and quantity of carrier to be used. Examples of useful additives include materials to control pH, viscosity, light fade and surface tension. Furthermore, the ink can contain a polymer resin or resin components.

Examples of polymer resins or resin components which are used in conventional
5 ink jet printing inks include polyurethanes, polyesters, polyketones and polyacrylates. In the case of a UV curable ink, the resin components could be, for example, oligomers. The ink composition and the composition of the ball cover or primer layer to which the indicia are to be applied may be selected such that the surface tension of the ink is appropriately related to the surface
10 properties of the substrate to which it is to be adhered. Inks contemplated to be suitable for ink jet printing typically have a viscosity of from about 1 to about 20 cps measured at the temperature of application.

As indicated above, UV curable inks can be used in accordance with the method of the present invention. Most commercially available UV inks are not
15 suitable for ink jet printing due to the high concentration and size of the pigments and fillers in these formulations. To facilitate flow through the ink jet printer, a UV ink suitable for an ink jet printer should incorporate very finely divided pigments (about 0.1 micron or alternatively less than 100 Angstroms), dissolved dyes, or combinations of dyes and finely divided pigments. Flow additives,
20 surface tension modifiers, extra solvent, etc. may be added to the ink formula to improve ink jet printability and prevent clogging of the ink jet printer. UV curable inks are described below in further detail in a separate section of this document.

If a primer coating layer is applied to a game ball cover, the coating
25 typically is a solvent-borne or water-borne polyurethane material. Non-limiting examples of suitable coatings are described in detail in commonly assigned U.S. Patent Nos. 5,409,233, 5,459,220 and 5,494,291, the contents of which are incorporated herein by reference.

It is useful for a top coat to be applied over the indicia to protect the
30 indicia unless the indicia have sufficient adhesion to the surface to which they

-10-

are applied, e.g., the cover or a primer layer, to render the use of a top coat unnecessary. The adhesion between the ink and the top coat and/or substrate is contemplated to be sufficiently strong so that the indicia remain substantially intact when the game ball is used. Standards for image retention vary depending upon the intended use of the game ball and the degree and frequency of impact that the image is required to withstand. When applied to a golf ball, the ink durability desirably is sufficient that after the ball is subjected to the wet barrel durability test procedure described below, at least about 50% of the surface area of the original image remains, optionally at least about 70%, optionally at least about 80%. Excellent durability results when more than about 85% of the image remains.

As indicated above, in one embodiment of the invention, the indicia are printed onto a transfer medium using an ink jet printer and are subsequently transferred to the game ball surface. A suitable transfer medium is one which has a surface that allows for good clarity of the indicia printed thereon while providing for transfer of the image onto the game ball surface. One contemplated transfer medium is a silicone pad. If necessary, an absorptive filler can be added to the silicone pad to promote flow-out of the ink, and to prevent beading on the surface of the silicone pad. Additionally or alternatively, the surface of the pad can be roughened to an extent necessary to achieve the desired surface energy. When the image is to be printed on a curved and dimpled surface of a golf ball, using a pad rather than a flat sheet for the transfer substrate may facilitate the application of ink inside the dimples. One contemplated type of silicone pad is that which is used in conventional golf ball pad printing.

Although any ink jet printer may be used, two types of ink jet printers specifically contemplated for printing on game balls are continuous ink jet printers and drop on demand ink jet printers. In a continuous ink jet printer, a stream of ink drops is electrically charged and then deflected by an electronic field either directly or indirectly onto the substrate. In a drop on demand ink jet

-11-

printer, the ink supply is regulated by an actuator such as a piezoelectric actuator. The pressure produced by the actuation forces a droplet through a nozzle or nozzles onto the substrate.

5 UV curable inks

The UV curable ink of the present invention can be used for printing indicia on golf balls, softballs, baseballs, other game balls, as well as other sporting goods including, but not limited to, softball and baseball bats, tennis and racquetball rackets, and golf clubs. The ink also can be applied to a variety of materials including, but not limited to, ionomers, polybutadiene, composite materials, metals, etc.

As indicated above, the ink comprises a UV curable resin, a coloring agent, such as a pigment or a dye, one or more photoinitiators, and possibly a solvent. The ink may also include aluminum trihydroxide. A thinning agent that includes a monomer and/or a solvent can be added. A wetting agent also can be included.

The UV curable resin may comprise an oligomer. Non-limiting examples of the oligomer include one or more epoxies, acrylics, acrylate urethanes, elastomeric acrylates, unsaturated polyesters, and polyethers. Specific examples of suitable oligomers include methacrylates such as bisphenol A ethoxylate dimethacrylate and acrylated epoxies. Blends of different oligomers can be used. The oligomer can provide the ink with characteristics of flexibility and impact resistance that are sufficient to withstand the conditions to which the substrate is to be subjected. For example, if the substrate is a golf ball, the oligomer may impart to the ink more flexibility than is inherent in the underlying substrate, which is contemplated to provide good durability. When a top coat is to be placed over the ink, the ink desirably is not so highly cross-linked that adhesion of the top coat to the ink is substantially hindered.

The uncured ink can comprise about 10 - 90 wt % oligomer, optionally about 20 - 80 wt % oligomer, optionally about 50 - 70 wt % oligomer.

-12-

The coloring agent can be any type of pigment, dye or the like which will withstand UV treatment, i.e., which is not UV labile. Furthermore, the coloring agent is contemplated to permit sufficient passage of UV light through the ink, by any combination of transmission, reflection, or refraction mechanisms, to initiate photocrosslinking. Liquids or powders can be used. One non-limiting example of an ink is a powder which is dispersed in a liquid monomer. Carbon black and iron oxide black are non-limiting examples of suitable pigments for making black inks. Red lake and quinacrydones are non-limiting examples of suitable pigments for making red inks. Blends of different pigments and/or dyes can be used. The uncured ink can contain about 2 - 60 wt % colorant, alternatively about 5 - 30 wt % colorant, alternatively about 5 - 10 wt % colorant.

The photoinitiator is selected to respond to the wavelength of UV radiation to be used for photoinitiation. It is also important to consider the color of the ink in selecting the photoinitiator because, as indicated above, it is necessary for the UV light to penetrate the ink composition to initiate the cure. More specifically, penetration is sometimes required in order to cure the portion of the ink which is beneath the surface. Penetration typically is most difficult when black or white pigments are used. Non-limiting examples of photoinitiators to be used in conjunction with black pigment include sulfur-type photoinitiators such as isopropyl thioxanthone, and benzophenone and its derivatives including acetophenone types and thioxanthenes. Photoactivators can be used in conjunction with one or more photoinitiators. Non-limiting examples of suitable photoactivators are amine-type photoactivators such as ethyl 4-dimethylamino benzoate. The uncured ink may contain about 0.3 - 5 wt % photoinitiator, alternatively about 1 - 4 wt % photoinitiator, alternatively about 3 - 4 wt % photoinitiator. Blends of different photoinitiators, or photoinitiators and photoactivators can be used.

A thinning agent can be added to lower the viscosity of the uncured ink composition or to contribute to impact resistance or flexibility. When a monomer

-13-

is used as a thinning agent, it optionally can be a photopolymerizable monomer that forms a polymeric structure upon irradiation. In contrast, when solvents are used as thinning agents, they evaporate during curing. The monomer can be a monofunctional, difunctional or multifunctional acrylate. Non-limiting examples of suitable monomers include 1,6 hexanediol diacrylate, butanediol diacrylate, trimethylol propane diacrylate, tripropylene glycol diacrylate and tetraethylene glycol diacrylate.

The uncured ink may contain about 10 - 70 wt % monomer, alternatively about 10 - 60 wt % monomer, alternatively about 10 - 55 wt % monomer. The combination of monomer plus oligomer may constitute about 45 - 80 wt % of the uncured ink, optionally about 50 - 80 wt %, optionally about 60 - 80 wt % of the ink.

Non UV curable quick-drying resins which help in ink transfer from the pad to the ball can be added. Non-limiting examples of such resins are vinyl resins, nitrocellulose, acrylic resins, and other quick-drying, film-forming resins. One contemplated resin is an acrylic-OH functional resin made by McWorther, Inc. of Carpentersville, IL, sold as Resin 975. Typically, if such resins are used, they are added in an amount up to about 30 parts by weight based upon 100 total parts by weight of uncured ink composition.

When a solvent is used in the UV curable ink, it typically is a liquid with a fast to moderate evaporation rate which, upon partial evaporation causes the ink to be tacky, and thereby promotes transfer onto and off an ink pad. A solvent also can be the medium in which a photoinitiator is dissolved. Non-limiting examples of suitable solvents include aromatic solvents such as toluene, xylene, and ester types such as butyl acetate. The uncured ink may include about 1 - 30 wt % solvent, optionally about 5 - 20 wt % solvent, optionally about 8 - 10 wt % solvent.

Wetting agents can be added to prevent beading of the ink upon application to the golf ball. Suitable wetting agents include, but are not limited to, silicone surfactants and fluorocarbon surfactants. The uncured ink may

-14-

include about 0 - 2 wt % wetting agent. Other additives that do not adversely affect the pad transfer and impact resistance of the ink also can be incorporated into the ink composition.

As long as sufficient durability is maintained, extender pigments such as talc, barium sulfate and the like can be added to improve transferability. For use in ink jet printers, the particle size of the extender pigments should be small enough to facilitate passage through the orifices of the printer. This would include finely divided (about less than 0.1 micron or alternatively less than 100 Angstroms) silicas, clays, or talcs, or combinations of these. Typically, if such materials are used, they constitute about 10 - 40 wt %, alternatively 20 - 30 wt %, of the uncured ink formulation.

It has been found that by replacing part or all of the extender pigments such as talc and barium sulfate with aluminum trihydroxide ($\text{Al}(\text{OH})_3 \cdot 3\text{H}_2\text{O}$) (ATH) filler, a number of significant improvements to the UV ink will result with respect to printing, curing and processing. Additionally, the inclusion of ATH will have minimal effect on the color of the ink. Furthermore, ATH has low oil absorption, thus ink viscosity is increased very little. When up to 50 wt % ATH based upon the total (uncured) weight of ink is added, ink transfer from a pad to a substrate is improved. Significantly, ATH does not absorb UV light so curing of the ink is not impeded. For use in ink jet printing, ATH particle size should be small enough to facilitate passage through ink jet orifices.

When ATH is used in a UV curable game ball ink, it generally is included in an amount of 10 - 50 wt % based upon the total weight of the ink prior to curing. ATH may be employed in an amount of 10 - 32 wt %, alternatively 20 - 30 wt %. It is believed that ATH loadings up to at least 50 wt % based upon the weight of (uncured) ink may be useful for providing an overall balance of properties. Greater quantities of ATH can be used when a low cost ink is desired and durability requirements are not stringent. Lower quantities of ATH are useful when higher durability is needed. The ATH can be used in a quantity appropriate

-15-

to impart to the ink a balance of properties such as pad transfer and durability of the ink.

If ATH is used in combination with talc, barium sulfite, or the like, the ratio of ATH to talc, etc., may be about 1:1.

5 The use of ATH does not impede the curing process. The surface tension of the ink affects the wettability of the substrate. The surface tension of the ink desirably is not substantially higher than the surface tension of the substrate upon which it is printed. The viscosity of the ink is one factor that will affect the thickness of the indicia on the cover. If the indicia are too thick, the UV
10 radiation may not penetrate the indicia and complete curing may become difficult. On the other hand, if the indicia are too thin, the durability of the ink layer may be insufficient for conditions of play. The indicia have thickness of less than about 100 microns, optionally about 10 - 40 microns, optionally about 13 - 30 microns, optionally about 20 - 25 microns.

15 The cured ink is contemplated to be sufficiently flexible to exhibit good impact resistance. It is advantageous for the top coat which is applied over the ink to react with the ink to hold the ink in place, or to have adhesion by hydrogen bonding and/or van der Waals forces. As a non-limiting example, the ink can be used in conjunction with a two-component polyurethane top coat, such as a top
20 coat based on polyester or acrylic polyols and aliphatic isocyanates such as hexamethylene diisocyanate or isophorone diisocyanate trimers.

As one non-limiting example, a UV curable ink formulation of the invention which is used for marking golf balls can be prepared and used in the following way. The photoinitiator is dissolved in the thinning agent, which is then mixed
25 with an oligomer, and a pigment. The mixture is placed in a dispenser for use in direct or indirect ink jet printing. A primed but unfinished golf ball is obtained.

The ball includes, for example, a core, and a durable cover having a dimpled surface. Alternatively, the core and cover can be formed in one piece. Indicia formed from the UV curable ink are ink jet printed on to the golf ball cover either
30 directly or indirectly by use of a transfer medium. The unfinished golf ball is then

-16-

subjected to UV treatment under conditions sufficient to at least commence curing of the ink. After photoinitiation, curing of the ink is substantially complete within a time period of between less than one second and a few seconds.

A top coat layer is placed over the indicia. The top coat is optionally applied at least partially, and optionally completely, after the ink is cured. The top coat layer assists in keeping the indicia on the golf ball surface, as indicated above, and therefore the adhesion of indicia to the golf ball does not need to be as strong as will be required if the ink constitutes the outer layer of the ball. The top coat typically has a thickness of 10 - 40 microns.

The conditions of UV exposure which are appropriate to cure the ink can be ascertained by one having ordinary skill in the art. For example, it has been found that when a golf ball passes through a UV treatment apparatus at a rate of about 10 ft./min. (about 3 m/min.) at a distance of about $1\frac{1}{4}$ - $1\frac{3}{4}$ inches (about 3.2 - 4.4 cm) from a UV light source which has an intensity of e.g. 200 - 300 watts/in² (31 - 47 watts/cm²), the indicia may be exposed to UV radiation for no more than a few seconds, optionally no more than about 1 second, optionally no more than about 0.7 seconds. Higher and lower UV lamp intensities, distances, and exposure times may be used as long as the cured ink meets the applicable durability requirements. Excess UV exposure is avoided to prevent degradation of the substrate. The ink can be UV cured prior to application of any top coat.

The pad to be used for transfer of the UV ink according to one embodiment of the invention can contain silicone. This type of pad has good elasticity, durability and softness and an appropriate surface tension. Other types of pads also can be used.

The ink can be applied on a non-UV-labile surface of a game ball. According to the invention, it is generally not necessary to pretreat the surface prior to application of the ink. If it is desired to apply the UV curable ink on an extremely smooth surface upon which transfer is poor, the portion of the surface

-17-

to be stamped can be chemically or physically etched or abraded in order to provide an ink-receptive surface.

The ink of the invention has a Sward hardness (ASTM-D 2134-66) after curing of about no more than 55, alternatively about no more than 40,
5 alternatively about no more than about 20.

The UV curable ink of the invention provides for durability sufficient to meet stringent durability standards required for commercial grade golf balls. The durability of the ink can be determined by testing stamped golf balls in a variety of ways, including using the wet barrel durability test procedure.

10 Durability according to the wet barrel durability test procedure is determined by firing a golf ball at 135 ft/sec (at 72°F) (41 m/s (at 22°C)) into 5-sided steel pentagonal container, the walls of which are steel plates. The container 110, which is shown schematically in Figure 4, has a 19 ½ inch (49.5 cm) long insert plate 112 mounted therein, the central portion 114 of which has
15 horizontally extending square grooves on it which are intended to simulate a square grooved face of a golf club. The grooves, which are shown in an exaggerated form in Figure 5, have a width 130 of 0.033 inches (0.084 cm), a depth 132 of 0.100 inches (0.25 cm), and are spaced apart from one another by land areas 134 having a width of 0.130 inches (0.330 cm). The five walls
20 116 of the pentagonal container each have a length of 14 ½ inches (36.8 cm).

As shown in Figure 4, the inlet wall is vertical and the insert plate is mounted such that it inclines upward 30° relative to a horizontal plane away from opening 120 in container 110. The ball travels 15 ½ - 15 ¾ inches (39.4 - 40 cm) horizontally from its point of entry into the container 110 until it hits the square-grooved central portion 114 of insert plate 112. The angle between the line of
25 trajectory of the ball and the insert plate 112 is 30°. The balls are subjected to 70 or more blows (firings) and are inspected at regular intervals for breakage (i.e., any signs of cover cracking or delamination). If a microcrack forms in a ball, its speed will change and the operator is alerted. The operator then visually
30 inspects the ball. If the microcrack cannot yet be observed, the ball is returned

-18-

to the test until a crack can be visually detected. The balls are then examined for adhesion of the ink.

The following examples are included to further describe the invention.

5

EXAMPLE 1

A golf ball printing ink was prepared which contains:

5 parts by weight 1,6 hexanediol diacrylate (sold by Sartomer, Exton, PA),

17.5 parts by weight black pigment paste in diacrylate monomer, sold as

10 Carbon Black UV Dispersion 99B415 (Penn Color, Doylestown, PA),

35 parts by weight of an aliphatic urethane acrylate oligomer (CN965, sold by Sartomer, Exton, PA),

0.5 parts by weight isopropyl thioxanthone, $C_{16}H_{14}OS$, a sulfur-type photoinitiator (ITX, distributed by Aceto Chemical, Lake Success, NY),

15 1 part by weight ethyl 4-dimethylamino benzoate, $C_{11}H_{15}NO_2$, an amine-type photoactivator (EDB, distributed by Aceto Chemical, Lake Success, NY),

4.4 parts by weight xylene solvent, and

4.4 parts by weight butyl acetate solvent.

20 The photoinitiator and photoactivator were dissolved in the xylene/butyl acetate solvent blend. The ink was pad printed using a silicone pad on unprimed, dimpled ionomeric covers of several dozen golf balls. The ink had a viscosity of about 27,500 centipoise ("cps") at the time of application.

The balls containing the stamped indicia were passed through a Uvex UV
25 treatment apparatus Lab Model #14201 at a rate of 10 feet/min. (3 m/min.), using a lamp intensity of 235 watts/in² (36.4 watts/cm²) and wavelength range of 200 - 400 nm with the indicia being located about 1 $\frac{3}{4}$ inches (4.4 cm) from the UV light source. The ink was cured in less than about 1 second and had a Sward hardness of about 14 after curing was complete.

-19-

The golf balls were then coated with a solvent-borne polyurethane top coat formed from a polyester type hexamethylene diisocyanate. The adhesions of the indicia on the balls were tested for durability according to the wet barrel durability test procedure described above. After wet barrel durability testing, the balls were examined and it was found that no more than about 20% of the surface area of the original ink logo was removed.

EXAMPLE 2

The procedure of Example 1 was repeated with excepting that the ink formulation that was used contained:

10 parts by weight 1,6 hexanediol diacrylate (sold by Sartomer),

35 parts by weight black pigment paste in diacrylate monomer, sold as Carbon Black UV Dispersion 99B415,

70 parts by weight of a difunctional aliphatic urethane acrylate oligomer (Ebecryl 4833 sold by UCB, RadCure, Inc., Smyrna, GA),

1 part by weight isopropyl thioxanthone, $C_{16}H_{14}OS$ (ITX), and

2 parts by weight ethyl 4-dimethylamino benzoate (EDB).

The ink had a viscosity of about 25,000 cps. The ink was cured in about 1 second and produced a film having a Sward hardness of about 12. The balls were subjected to the wet barrel durability test procedure. After the wet barrel durability testing, it was found that no more than about 20% of the ink logo was removed.

EXAMPLE 3

The procedure of Example 1 was repeated excepting that the CN965 oligomer was replaced by a difunctional oligomer sold as Ebecryl 8402 (UCB RadCure, Inc., Smyrna, GA). The ink had a viscosity of about 18,000 cps. The ink was cured in about 1 second and produced a film having a Sward hardness of about 14. The ink was found to be as nearly as durable as that of Examples 1 and 2.

-20-

EXAMPLE 4

The procedure of Example 1 was repeated excepting that the ink formulation that was used contained:

5 7.3 parts by weight 1,6 hexanediol diacrylate (sold by Sartomer, Exton, PA),

 19.2 parts by weight black pigment paste in diacrylate monomer, sold as ICU 386 (Industrial Color Inc., Joliet, IL),

 21.0 parts by weight aliphatic polyether urethane oligomer (BR-571, 10 Bomar Specialties Company, Winsted, CT),

 0.5 parts by weight isopropyl thioxanthone, $C_{16}H_{14}OS$, a sulfur-type photoinitiator (ITX, distributed by Aceto Chemical, Lake Success, NY),

 1 part by weight ethyl 4-dimethylamino benzoate (EDB),

 11.4 parts by weight talc (Vantalc 6H, Vanderbilt, Norwalk, CT),

15 22.9 parts by weight barium sulfate (106 Low-Micron White Barytles, Whittaker, Clark & Daniels, Inc., South Plainfield, NJ),

 12.1 parts by weight butyl acetate solvent, and

 4.6 parts by weight propylene glycol monomethyl ether acetate solvent.

 The ink was applied directly to ionomeric covers of golf balls, and also 20 over ionomeric covers to which a water-borne polyurethane primer layer had been applied prior to application of the ink. The ink was cured in about 1 second and produced a film having a Sward hardness of about 14. The balls were top coated and subjected to the wet barrel durability test procedure. After the wet barrel durability testing, it was found that no more than about 20% of the ink 25 logo was removed.

COMPARATIVE EXAMPLE 1

 The procedure of Example 1 was repeated with the exception that a commercially available UV curable ink was used, namely Blk #700801 (Trans 30 Tech, Carol Stream, IL). The ink had a viscosity of about 6,000 cps. The ink

-21-

was cured in about 1 second and produced a film having a Sward hardness of about 26. After the wet barrel durability test only the outline of the logo remained. Most of the ink in the dimples and on the land areas had been removed. Intercoat adhesion between the ink and top coat was poor.

5

COMPARATIVE EXAMPLE 2

The procedure of Example 1 was repeated on several golf balls with the exception that a commercially available UV curable ink was used, namely L-526-163-B (Qure Tech, Seabrook, NH). The ink had a viscosity of about 28,500 cps.

10 The ink was cured in about 1 second and produced a film having a Sward hardness of about 20. As a result of the wet barrel durability test, the ink on at least about 60% of the surface area of the logo had been removed. It is believed that the ink was too brittle to withstand the conditions of the wet barrel durability test.

15

EXAMPLE 5

ATH-containing formulation 1, shown below, was prepared:

	<u>ATH-Containing Formulation 1</u>	<u>Parts by weight</u>
20	Acrylic -OH functional resin ¹	540.5
	Acetate and aromatic hydrocarbon solvent blend ²	189.2
	ATH ³	<u>270.3</u>
		1000.0

25 ¹ McWorther Resin 975 (McWorther, Inc., Carpentersville, IL).

² Summit Ink Reducer, Summit PT #910527 (Summit Screen Inks, No. Kansas City, MO) Alternatively, a mixture based upon 43.4 parts by weight butyl acetate, 28.3 parts by weight xylene and 28.3 parts by weight propylene glycol monomethyl ether acetate can be used.

³ ATH SpaceRite S-3 (ALCOA Industries, Bauxite, AR).

30 The ATH-containing formulation 1 was then used to form a golf ball ink which contained:

5 parts by weight aliphatic urethane triacrylate (BR-990, Bomar Specialties Co., Winsted, CT),

-22-

35 parts by weight ATH-containing formulation 1,
5.5 parts by weight trimethylolpropane triacrylate (TMPTA) (Sartomer Co.,
West Chester, PA),

5 parts by weight black dispersion in oligomer/monomers
5 (ICU 386, Industrial Color Inc., Joliet, IL),

0.3 parts by weight isopropyl thioxanthone, $C_{16}H_{14}OS$, a sulfur-type
photoinitiator (ITX, distributed by Aceto Chemical, Lake Success, NY),

1 part by weight ethyl 4-dimethylamino benzoate, $C_{11}H_{15}NO_2$, an amine-
type photoactivator (EDB, distributed by Aceto Chemical, Lake Success, NY),
10 and

10 parts by weight ATH (SpaceRite S-3, ALCOA Industries, Bauxite, AR).
All ingredients were mixed and dispersed on high speed mixing equipment. The
ink was pad printed using a silicone pad on unprimed, dimpled ionomeric covers
of several dozen golf balls.

15 The balls containing the stamped indicia were passed through a Uvex UV
lamp at a rate of 10 feet/min. (3 m/min.), using a lamp intensity of 235
watts/in.² (36.4 watts/cm²) and a wavelength range of 200 - 400 nm with the
indicia being located about 1 ¾ inches (4.4 cm) from the UV light source. The
ink was cured in less than one second.

20 The golf balls were then coated with a two component polyester/aliphatic
polyisocyanate clear coat.

The printability, jetness, detail image, pad release, and durability of the ink
was evaluated and was compared with three sets of control inks, designated as
Control A, Control B, and Control C. The formulations of the Control A and
25 Control B inks are shown below:

-23-

Control A

parts by wt.

5	Aliphatic urethane-acrylic oligomer ¹	6.45
	Acrylic -OH functional resin ²	42.96
	Acetate and aromatic hydrocarbon solvent blend ³	8.85
	Talc ⁴	5.59
	Barium sulfate ⁵	12.89
10	Black dispersion in oligomer/monomer ⁶	6.01
	TMPTA ⁷	15.18
	Isopropyl thioxanthone ⁸	0.69
	Ethyl 4-dimethylamino benzoate ⁹	<u>1.38</u>
		100.00

15 ¹ BR-571 (Bomar Specialties Co., Winsted, CT).² McWorther Resin 975 (McWorther, Inc., Carpentersville, IL).³ Summit Ink Reducer (Pt# 910527, Summit Screen Inks, No. Kansas City, MO).⁴ Van Talc #6H (Vanderbilt, Norwalk, CT).⁵ Barytes #22 (Whittaker, Clark & Daniels, Inc., South Plainfield, NJ).20 ⁶ ICU 386 (Industrial Color Inc., Joliet, IL).⁷ (Sartomer Co., West Chester, PA).⁸ ITX (distributed by Aceto Chemical, Lake Success, NY).⁹ EDB (distributed by Aceto Chemical, Lake Success, NY).

25 Control B

parts by wt.

	Epoxy-acrylate oligomer ¹	19.24
	Acrylic -OH functional resin ²	27.70
	Acetate and aromatic hydrocarbon solvent blend ³	13.84
	Talc ⁴	7.69
	Barium sulfate ⁵	7.69
30	Black dispersion in oligomer/monomer ⁶	6.15
	Polyester-acrylate oligomer ⁷	15.38
	Isopropyl thioxanthone ⁸	0.77
35	Ethyl 4-dimethylamino benzoate ⁹	<u>1.54</u>
		100.00

40 ¹ Ebecryl 3700 (Rad-Cure, Smyrna, GA).² McWorther Resin 975 (McWorther, Inc., Carpentersville, IL).³ Summit Ink Reducer (Pt# 910527, Summit Screen Inks, No. Kansas City, MO).⁴ Van Talc 6H (Vanderbilt, Norwalk, CT).⁵ Barytes #22 (Whittaker, Clark & Daniels, Inc., South Plainfield, NJ).⁶ ICU 386 (Industrial Color Inc., Joliet, IL).45 ⁷ Ebecryl 80 (Rad-Cure, Smyrna, GA).⁸ ITX (distributed by Aceto Chemical, Lake Success, NY).⁹ EDB (distributed by Aceto Chemical, Lake Success, NY).

-24-

Control C was Trans Tech ink # 2P37-2 (Trans Tech, Carol Stream, IL). The ratings for the various ink formulations are shown below:

Ink	Printability	Jetness	Detail Image	Pad Release	Durability
Example 5	1 ½	1	1	1 ½	1
Control A	2 ½	2 ½	2	2 ½	1
Control B	3	2 ½ - 3	2 ½	3	2 ½
Control C	1 ½ - 2	1	1	1 ½ - 2	2 ½

5

Ratings were from 1 - 5 with 1 being ideal and 5 being unacceptable. All of the balls of Example 5 and the balls of Controls A, B and C were covered with a one-coat top coating system of 160 mg, the top coating being a two component polyester/aliphatic polyisocyanate clear coat.

10 The ink of Example 5 had a oligomer/monomer content of 22.608 wt %, an acrylic resin content of 21.508 wt %, a black pigment content of 3.08 wt %, an ATH pigment content of 31.63 wt %, a solvent content of 20.008 wt % and an initiator content of 1.62 wt %. The density of the ink was 10.68 lbs./gal. (1.28 kg/L), the total nonvolatiles content was 80%, and the volatile organic
15 compounds constituted 2.14 lbs./gal. (0.256 kg/L). The viscosity of the ink was 11,000 cps at the time of application. After curing, the smudge resistance of the ink was tested using methyl ethyl ketone solvent. No smudging occurred.

It has been found that the solvent content of the ink can be significantly increased without reducing the quality of the identification stamp. For example,
20 by further reducing the ink by 30% (by adding solvent), the viscosity of the ink should decrease to about 1420 cps. An ink with this low viscosity tends to have better printability than more viscous inks on certain pad printing machines.

-25-

Figure 6 shows a silicone pad after 12 golf balls have been stamped with a particular type of ink. Figure 6A (150) shows the stamp after stamping with the ink of Control A. Figure 6B (152) shows the silicone pad after stamping with the ink of Control B. Figure 6C (154) shows the pad after stamping with the ink of Example 5. Figure 6D (155) shows the pad after stamping with Control C. As indicated by the resulting stamps, the best transfer, i.e. the least quantity of ink remaining on the stamp, resulted from the use of the ink of Example 5.

EXAMPLE 6

ATH-containing formulation 2, shown below, was prepared:

10

<u>ATH-Containing Formulation 2</u>	<u>Parts by weight</u>
Acrylic-OH functional resin ¹	21.84
Propylene glycol monomethyl ether acetate solvent ²	4.85
ATH ³	20.70
15 Talc ⁴	19.50
Black dispersion in oligomer/monomer ⁵	<u>9.50</u>
	76.39

¹ McWorther Resin 975, (McWorther, Inc., Carpentersville, IL).

² Dow Chemical (and others).

20 ³ ATH SpaceRite S-3 (ALCOA Industries, Bauxite, AR).

⁴ Van Talc #6H (Vanderbilt, Norwalk, CT).

⁵ ICU 386 (Industrial Color Inc., Joliet, IL).

After the formulation was mixed, the following materials were added:

25 1.31 parts by weight butyl acetate, (Eastman Chemical and others),
6.16 parts by weight Aromatic 100 or HiSol 53, (Ashland Chemicals),
3.08 parts by weight cyclohexanone (Ashland Chemicals),
0.50 parts by weight isopropyl thioxanthone, C₁₆H₁₄OS, a sulfur-type
photoinitiator (ITX, distributed by Aceto Chemical, Lake Success, NY),
30 1 part by weight ethyl 4-dimethylamino benzoate, C₁₁H₁₅NO₂, an amine-
type photoactivator (EDB, distributed by Aceto Chemical, Lake Success, NY),
5.78 parts by weight aliphatic urethane triacrylate (UV curable resin) (BR-
990, Bomar Specialties Co., Winsted, CT), and

-26-

5.78 parts by weight trimethylolpropane triacrylate (UV curable resin) (TMPTA) (Sartomer Co., West Chester, PA).

The total parts by weight were 100. All ingredients were mixed and dispersed using high speed mixing equipment.

5 The ink was pad printed using a silicone pad on unprimed, dimpled ionomeric covers of a large number of golf balls. The golf balls containing stamped indicia were passed through a Uvex UV lamp at a rate of 10 ft/min. (3 m/min.), using a lamp intensity of 235 watts/in.² (36.4 watts/cm²) and a wavelength range of 200 - 400 nm with the indicia being located at about 1 ¾
10 inches (4.4 cm) from the UV light source. The ink was cured in less than one second.

The golf balls were then coated with a two-component polyester/aliphatic polyisocyanate clear coat and were subjected to the wet barrel durability test procedure. After the wet barrel durability testing, it was found that no more
15 than about 20% of the ink logo was removed.

EXAMPLE 7

The procedure of Example 6 was repeated with the exception that the quantity of ATH was reduced to 19.20 parts by weight, and the ATH-containing
20 formulation (ATH-containing formulation 2) included only 0.22 parts by weight of black dispersion in oligomer/monomer (CU 386, Industrial Color Inc., Joliet, IL), and further contained 8.16 parts of a first red dispersion in oligomer/monomer (ICU Red Lake C, Industrial Color Inc., Joliet, IL) and 2.62 parts of a second red dispersion in oligomer/monomer (ICU Lithol 388 Red,
25 Industrial Color Inc., Joliet, IL). All ingredients were mixed and dispersed on high speed mixing equipment. The total parts by weight were 100.

After the wet barrel durability testing, it was found that no more than about 20% of the ink logo was removed.

-27-

EXAMPLE 8

ATH-containing formulation 3, shown below, was prepared:

	<u>ATH-Containing Formulation 3</u>	<u>Parts by weight</u>
5	Acrylic -OH functional resin ¹	30.78
	Butyl acetate solvent	4.67
	Xylene solvent ²	3.04
	Propylene glycol monomethyl ether acetate solvent	3.04
	ATH ³	<u>31.66</u>
10		73.19

¹ McWorther Resin 975 (McWorther, Inc., Carpentersville, IL).

² Shell.

³ ATH SpaceRite S-3 (ALCOA Industries, Bauxite, AR).

15 After mixing, the following materials were added:

5.69 parts by weight red dispersion in oligomer/monomer (ICU Red Lake C, Industrial Color Inc., Joliet, IL),

1.92 parts by weight red dispersion in oligomer/monomer (ICU Lithol Rubine, Industrial Color Inc., Joliet, IL),

20 0.47 parts by weight black dispersion in oligomer/monomer (ICU 386, Industrial Color Inc., Joliet, IL),

0.49 parts by weight isopropyl thioxanthone, C₁₆H₁₄OS, a sulfur-type photoinitiator (ITX, distributed by Aceto Chemical, Lake Success, NY),

25 1.14 parts by weight ethyl 4-dimethylamino benzoate, C₁₁H₁₄NO₂, an amine-type photoactivator (EDB, distributed by Aceto Chemical, Lake Success, NY),

8.14 parts by weight aliphatic urethane triacrylate (BR-990), Bomar Specialties Co., Winsted, CT), and

30 8.95 parts by weight trimethylolpropane triacrylate (TMPTA) (Sartomer Co., West Chester, PA).

The total parts by weight were 99.99.

-28-

To provide for optimum printing, the viscosity of the ink was reduced to 1200 cps by adding 15 wt % (based upon the weight of the ink before reduction) of a solvent which was made by mixing 43.4 parts by weight butyl acetate, 28.3 parts by weight xylene and 28.3 parts by weight propylene glycol monomethyl ether acetate.

The ink was printed on a number of golf balls. The golf balls were then coated with a two-component polyester/aliphatic polyisocyanate clear coat and were subjected to the wet barrel durability test procedure. After the wet barrel durability testing, it was found that no more than about 20% of the ink logo was removed. The balls which were initially printed had a crisp image. After time, some ghosting appeared.

EXAMPLE 9

ATH-containing formulation 4, as shown below, was prepared:

15

<u>ATH-Containing Formulation 4</u>	<u>Parts by Weight</u>
Acrylic -OH functional resin ¹	21.63
Butyl Acetate	7.57
ATH ²	21.34
20 Talc ³	19.35
First red dispersion in oligomer/monomer ⁴	7.04
Second red dispersion in oligomer/monomer ⁵	2.26
Black dispersion in oligomer/monomer ⁶	0.61
Xylene solvent	<u>3.80</u>
25	83.60

¹ McWorther Resin 975 (McWorther, Inc., Carpentersville, IL).

² ATH SpaceRite S-3 (ALCOA Industries, Bauxite, AR).

³ Van Talc #6H (Vanderbilt, Norwalk, CT).

⁴ ICU Red Lake C, (Industrial Color Inc., Joliet, IL).

30 ⁵ ICU Lithol Rubine 388, (Industrial Color Inc., Joliet, IL).

⁶ ICU 386 (Industrial Color Inc., Joliet, IL).

-29-

After mixing, the following materials were added:

3.80 parts by weight propylene glycol monomethyl ether acetate solvent,

0.38 parts by weight isopropyl thioxanthone, $C_{16}H_{14}OS$, a sulfur-type photoinitiator (ITX, distributed by Aceto Chemical, Lake Success, NY),

5 0.86 parts by weight ethyl 4-dimethylamino benzoate, $C_{11}H_{14}NO_2$, an amino-type photoinitiator (EDB, distributed by Aceto Chemical, Lake Success, NY),

5.69 parts by weight aliphatic urethane triacrylate (BR-990, Bomar Specialties Co., Winsted, CT), and

10 5.69 parts by weight trimethylolpropane triacrylate (TMPTA) (Sartomer Co., West Chester, PA).

Total parts by weight were 100.02.

The ink was printed on a number of golf balls. The image was very dark.

A satisfactory image probably could have been obtained using a lower level of
15 black dispersion. The golf balls were then coated with a two-component polyester/aliphatic polyisocyanate clear coat and were subjected to the wet barrel durability test procedure. After the wet barrel durability testing, it was found that no more than about 20% of the ink logo was removed.

20

EXAMPLE 10

Referring to Figure 7, an ink jet printer (Epson Stylus Color 640) 200 was used to print an image from a JPEG computer file onto a polysilicone coated sheet of paper (Dow Corning HS2) 202. This resulted in an ink jet logo 204 on the silicone coated paper 202.

25

An ionomer covered golf ball 206 was obtained which had been coated with an ink retaining primer coat formed from 100.00 parts by weight of Witcobond 235 (Witco), which is a water borne polyurethane primer, and 7.0 parts by weight of amorphous silica (Hi-Sil 915, PPG, Pittsburgh, PA). After the primer coating had dried, the image 204 on the silicone paper 202 was

-30-

transferred to the surface of the golf ball 206 using a golf ball logo stamping machine 208.

More particularly, the ball logo stamping machine 208 has a horizontal arm 210 to which is attached a plunger 212 carrying a transfer pad 214. The silicone coated paper 202 holding the logo 204 was placed underneath the transfer pad 214. The plunger 212 advanced the transfer pad 214 against the logo 204, lifting the logo image 204 onto the transfer pad 214. The transfer pad 214 retracted, moving along the arm 210 to a second position beneath which a golf ball 206 was held. At this second position, the plunger 212 advanced the transfer pad 214 against the primed golf ball 206, stamping the newly imprinted image onto the ball 206.

After the ink was dry, the primed golf ball 206 with the stamped image was then coated with a top coat 216 of the following formulation:

<u>Parts by Weight</u>		
15	Polyol (Desmophen 670-80, Bayer Corp.)	100.0
	Isocyanate (Desmodur N-3200, Bayer Corp.)	30.0
	Methyl amyl ketone solvent	50.0
	Butyl acetate solvent	25.0
	Methyl isobutyl ketone solvent	25.0
20	UV absorber (Sandoz 3206)	2.0
	UV stabilizer (Tinavin 292, CibaGeigy)	1.0
		<hr/> 233.0

After the top coat was cured at an elevated temperature, as shown at 218, the ball was durability tested using the wet barrel test described above. About 80% of the ink logo remained. This process produced a multi-color logo with good distinction, recognition and durability on a dimpled and curved surface of a golf ball.

EXAMPLE 11

An ionomer covered golf ball was obtained which had been coated with an ink retaining primer coat formed from 100.00 parts by weight of Witcobond 235 (CK Witco, Stamford, CT), which is a water borne polyurethane primer,

-31-

10.0 parts of talc (magnesium silicate), 1.0 part by weight of amorphous silica (Hi-Sil 532EP, PPG, Pittsburgh, PA), and 5 parts by weight of polyaziridine (Zeneca Resus, Wilmington, MA). The primer coating was allowed to dry.

A solvent-based printing ink of the following formulation was prepared:

5

50.0 parts by weight isopropanol,

2.0 parts by weight ethylene glycol monobutyl ether,

15.0 parts by weight methyl isobutyl ketone (MIBK),

6.0 parts by weight Savinyl Dyes, solvent soluble metal complex dyes,

10 sold by Clariant Corp., Coventry, R.I., and

3.0 drops BYK 346, a polyether modified polydimethyl siloxane, sold by BYK Chemie, Wallingford, Connecticut.

The above ink formulation was ink jet printed directly onto the primed golf ball using an Epson Stylus Color 640 ink jet printer, a drop on demand
15 piezoelectric printer. The drive system of the ink jet printer was physically adapted to allow for printing directly on to the golf ball as shown in Figure 10.

The adaptation was constructed in such a manner that the game ball had the identical indexing or rotational speed as paper that is driven through the printer.

Referring to Figure 10, a rotational system 305 consisting of a series of shafts
20 connected by belts and pulleys rotated the main drive shaft 300. A game ball 310 was held by two suction units 315 that rotated with the main drive shaft 300. The rotational system 305 advanced the main drive shaft 300 at such a rate that the game ball 310 advanced at a rate identical to the index speed of a piece of paper. The ink jet printhead 320 advanced horizontally across the game
25 ball 310, printing the desired image onto the game ball 310 in a series of passes.

The ink had a viscosity of about 6 cps at the time of application.

The resulting golf ball had a clean, durable and opaque image found thereon.

-32-

After the ink was dry, the golf ball with the image thereon was then coated with a solvent-borne two-part aliphatic polyurethane top coat which is described in U.S. Patent No. 5,459,220. The opacity, clarity and color of the image did not change upon application of the top coat.

5 The ball was durability tested using the wet barrel test, breaking after 197 blows. The results after durability testing are shown in Figure 9. After testing, the balls were examined and it was found that about 80% of the ink logo remained. This process produced a multi-color logo with good distinction, recognition and durability on a dimpled and curved surface of a golf ball.

10 This result can be compared to the results after durability testing a golf ball that was custom stamped by pad printing using a conventional solvent-borne pad printable ink. Figure 8 depicts a golf ball that has been subjected to wet barrel testing after an indicia was imprinted via custom stamping. The ball broke after 186 blows. After wet barrel durability testing, far less of the ink logo
15 remained on the custom stamped ball in Figure 8 than the ink jet printed ball in Figure 9.

EXAMPLE 12

The procedure of Example 11 was repeated with the exception that a water-based printing ink of the following formulation was substituted:

20 50.0 parts by weight water,
 5.0 parts by weight isopropanol,
 6.0 parts by weight Sandovac-L Dyes, sold by Clariant Corp, Coventry,
 R.I., and
 3.0 drops BYK 346, a polyether modified polydimethyl siloxane, sold by
25 BYK Chemie, Wallingford, Connecticut.

 The resulting golf ball had a clear and durable image formed thereon. While the opacity of this image was slightly less than that of the image on the ball of Example 11, the opacity could be improved by using a larger quantity of dye or by increasing the mixing intensity of the formula during preparation in
30 order to better disperse the dye.

-33-

COMPARATIVE EXAMPLE 3

The procedure of Example 11 was repeated excepting that a commercially available glycol-based ink formulation, found in conventional ink jet ink cartridges, namely Epson Ink Jet Printer ink formulation found in ink cartridges for use with the Epson Stylus Color 640 ink jet printer, was used. The ink had a viscosity of about 5 or 6 cps. This process did not produce an acceptable image.

EXAMPLE 13

A golf ball printing ink was prepared which contained Formula C. To prepare Formula C, Formulas A and B were first prepared:

FORMULA A

	<u>parts by wt.</u>
Epoxy-acrylate oligomer ¹	70.0
Polyester-acrylate oligomer ²	30.0
Butyl acetate	100.0
Methyl isobutyl ketone (MIBK)	100.0
Isopropyl thioxanthone ⁸	0.7
Ethyl 4-dimethylamino benzoate ⁹	<u>1.5</u>
	302.2

¹ Ebecryl 3700 (Rad-Cure, Smyrna, GA).

² Ebecryl 80 (Rad-Cure, Smyrna, GA).

⁸ ITX (distributed by Aceto Chemical, Lake Success, NY).

⁹ EDB (distributed by Aceto Chemical, Lake Success, NY).

FORMULA B

	<u>parts by wt.</u>
Formula A	40.0
Savinyl Dye*	<u>1.0</u>
	41.0

* E.g., One of the following: Savinyl Blue GLS, Savinyl Yello RLS, Savinyl Black RLSN, or Savinyl Pink 6BLS (Clariant Corp., Coventry, R.I.).

-34-

FORMULA C

		<u>parts by wt.</u>
5	Formula A	20.0
	Formula B	20.0
	MIBK	<u>10.0</u>
		50.0

10 The ingredients of Formula C were mixed and ink jet printed directly onto the golf ball primed with the primer of Example 11 and using the ink jet printer of Example 11. The drive system of the ink jet printer, a piezoelectric printer, was physically adapted to allow for printing directly on to the golf ball.

15 The balls containing the stamped indicia were passed through a Uvex UV treatment apparatus at a rate of about 10 feet/min. (3 m/min.), using a lamp intensity of about 235 watts/in² (36.4 watts/cm²) and wavelength range of about 200 - 400 nm with the indicia being located about 1 ³/₄ inches (4.4 cm) from the UV light source.

The indicia on the ball were distinct and durable.

20

PROPHETIC EXAMPLE 14

A golf ball printing ink is prepared which contains:

		<u>parts by wt.</u>
25	Epoxy-acrylate oligomer ¹	20.0
	Acrylic -OH functional resin ²	30.0
	Acetate and aromatic hydrocarbon solvent blend ³	15.0
	Black Dye ⁴	15.0
30	Polyester-acrylate oligomer ⁵	15.0
	Isopropyl thioxanthone ⁶	1.0
	Ethyl 4-dimethylamino benzoate ⁷	<u>1.5</u>

35 ¹ Ebecryl 3700 (Rad-Cure, Smyrna, GA).

² McWorther Resin 975 (McWorther, Inc., Carpentersville, IL).

³ Summit Ink Reducer (Pt#910527, Summit Screen Inks, No. Kansas City, MO).

-35-

⁴ E.g., Savinyl Black RLS (Clariant Corp., Coventry, R.I.).

⁵ Ebecryl 80 (Rad-Cure, Smyrna, GA).

⁶ ITX (distributed by Aceto Chemical, Lake Success, NY).

⁷ EDB (distributed by Aceto Chemical, Lake Success, NY).

5

The ingredients are mixed. The ink is sufficiently diluted with solvent, e.g., butyl acetate, to constitute a viscosity of between about 1 to 20 cps, optionally between about 5 to 10 cps, optionally between about 5 to 6 cps.

10 The above ink formulation is ink jet printed directly onto the primed golf ball using the ink jet printer of Example 11. The drive system of the ink jet printer, a piezoelectric printer, is physically adapted to allow for printing directly on to the golf ball.

15 The balls containing the stamped indicia are passed through a Uvex UV treatment apparatus at a rate of about 10 feet/min. (3 m/min.), using a lamp intensity of about 235 watts/in² (36.4 watts/cm²) and wavelength range of about 200 – 400 nm with the indicia being lcoated about 1 ³/₄ inches (4.4 cm) from the UV light source.

The golf balls are then coated with a solvent-borne polyurethane top coat formed from a polyester type hexamethylene diisocyanate.

20

PROPHETIC EXAMPLE 15

The procedure of Example 12 is repeated excepting that a Hewlett Packard 693C bubble jet printer, a drop on demand printer, is substituted for the Epson Stylus Color 640 ink jet printer.

25

PROPHETIC EXAMPLE 16

30 The procedure of Example 12 is repeated excepting that 10 parts by weight of black pigment, Microlith Black C-WA (CIBA Specialty Chemicals Corp. USA, Newport, DE), is substituted for the Sandovac-L Dyes. The pH of the composition is increased to at least 8.5 by adding an amine such as triethanol amine.

As will be apparent to persons skilled in the art, various modifications

-36-

and adaptations of the structure above described will become readily apparent without departure from the spirit and scope of the invention, the scope of which is defined in the appended claims.

-37-

What is Claimed is:

1. A method of applying indicia to a game ball, comprising:
 - (a). obtaining an ink composition suitable for use in ink jet printing,
 - (b). dispensing the ink composition in the form of indicia on a transfer
5 medium using an ink jet printer, and
 - (c). transferring the indicia from the transfer medium to a surface of a game ball.
2. A method according to claim 1, wherein the transfer medium
10 comprises at least one member selected from the group consisting of silicone, fluoropolymer, polypropylene, and combinations thereof.
3. A method according to claim 1, wherein the transfer medium
15 comprises a low surface energy material.
4. A method according to claim 1, wherein the transfer medium
comprises silicone.
5. A method according to claim 1, wherein the transfer medium
20 comprises a fluoropolymer.
6. A method according to claim 1, wherein the transfer medium
comprises polypropylene.
7. A method according to claim 1, wherein the ink composition comprises
25 a polymer resin.
8. A method according to claim 1, wherein the ink composition comprises
30 resin components.

-38-

9. A method according to claim 1, wherein the game ball is a golf ball.

10. A method according to claim 1, further including:

5 (d). forming a protective coating over the indicia on the surface of the game ball.

11. A method according to claim 10, wherein the coating comprises a polyurethane.

10

12. A method according to claim 1, wherein the ink composition comprises a UV curable resin, further comprising:

(e). curing the indicia after the indicia have been transferred onto the game ball surface.

15

13. A method according to claim 10, further including:

(f). forming a primer coating layer on at least a portion of the surface of game ball prior to (b).

20

14. A method according to claim 13, wherein the primer coating layer contains a material which promotes at least one of absorption, adhesion and clarity of the indicia.

15. A method according to claim 14, wherein the material which promotes at least one of absorption, adhesion and clarity of the indicia includes at least one member selected from the group consisting of talc, amorphous silica, bentonite clay, and magnesium silicate.

25

16. A method according to claim 1, wherein the transfer medium is a silicone-containing pad.

30

-39-

17. A method according to claim 1, wherein the transfer medium is a silicone-coated sheet.

5 18. A method of applying indicia to a game ball, comprising:
 (a). obtaining an ink composition suitable for use in ink jet printing,
 (b). forming an indicia receiving layer on at least a portion of the game ball
 surface, the indicia receiving layer containing a material which promotes
 at least one of absorption, adhesion and clarity of the indicia, and
10 (c). printing indicia on the indicia receiving layer using an ink jet printer.

19. A method according to claim 18, wherein the game ball is a golf ball.

15 20. A method according the claim 18, wherein the indicia receiving layer
 comprises a polyurethane.

21. A method according to claim 18, wherein said material promotes
absorption, adhesion and clarity of the indicia.

20 22. A method according to claim 21, wherein the material which
 promotes at least one of absorption and adhesion and clarity of the
 indicia includes at least one member selected from the group
 consisting of talc, amorphous silica, bentonite clay, and magnesium
 silicate.

25 23. A method according to claim 22, wherein the game ball is a golf ball.

24. A method according to claim 18, further comprising:
 (d). forming a protective coating over the indicia.

30

-40-

25. A method according to claim 18, wherein the indicia are printed directly on the surface of the indicia receiving layer using the ink jet printer.
- 5 26. A method according to claim 18, wherein the indicia are printed on a transfer medium using the ink jet printer, and the indicia are subsequently transferred to the surface of the indicia receiving layer.
- 10 27. A method according to claim 18, wherein the indicia receiving layer is a primer coating layer.
28. A method according to claim 18, wherein the indicia receiving layer is a cover.
- 15 29. A method according to claim 18, wherein the ink composition comprises a UV curable resin, further comprising:
(e). curing the indicia after the indicia have been printed on the indicia receiving layer.
- 20 30. A method according to claim 18, wherein the ink composition comprises a polymer resin.
- 25 31. A method of applying indicia to a game ball, comprising:
(a). obtaining a UV curable ink composition suitable for use in ink jet printing,
(b). printing indicia on a surface of the game ball using an ink jet printer, and
(c). curing the UV ink composition.
- 30 32. A method according to claim 31, wherein the game ball is a golf ball.

-41-

33. A method according to claim 31, wherein the indicia are printed on a transfer medium using the ink jet printer, and the indicia are subsequently transferred to the surface of the game ball.

5

34. A method of applying indicia to a game ball, comprising:

- (a). obtaining an ink composition suitable for use in ink jet printing,
- (b). printing indicia on the surface of a game ball using a drop-on-demand ink jet printer, and
- (c). forming a protective coating over the indicia.

10

35. A method according to claim 34, wherein the drop-on-demand printer does not have electronic deflection of ink particles.

15

36. A method according to claim 34, wherein the resolution of the indicia is at least about 300 d.p.i. (about 120 dots per cm).

37. A method according to claim 34, wherein the resolution of the indicia is at least about 500 d.p.i. (about 200 dots per cm).

20

38. A method according to claim 34, wherein the resolution of the indicia is at least about 600 d.p.i. (about 240 dots per cm).

39. A method according to claim 34, wherein the resolution of the indicia is at least about 1000 d.p.i. (about 390 dots per cm).

25

40. A method according to claim 1, wherein the ink composition is an aqueous-based formulation.

-42-

41. A method according to claim 1, wherein the ink composition is a non-aqueous-based formulation.

5 42. A method according to claim 18, wherein the ink composition is an aqueous-based formulation.

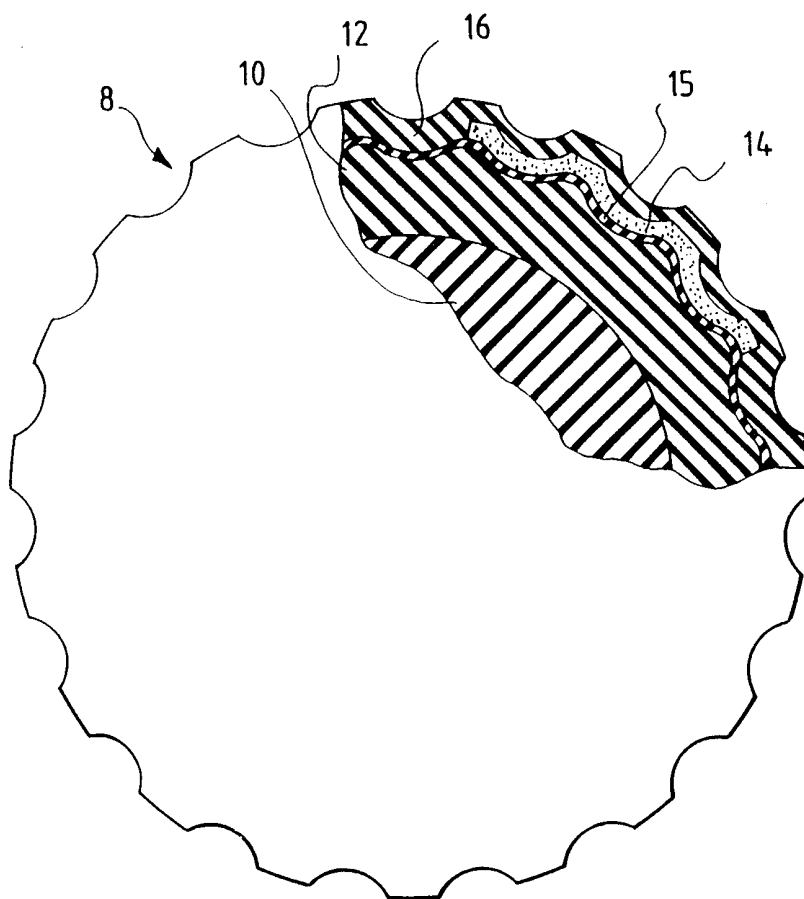
43. A method according to claim 18, wherein the ink composition is a non-aqueous-based formulation.

10 44. A method according to claim 34, wherein the ink composition is an aqueous-based formulation.

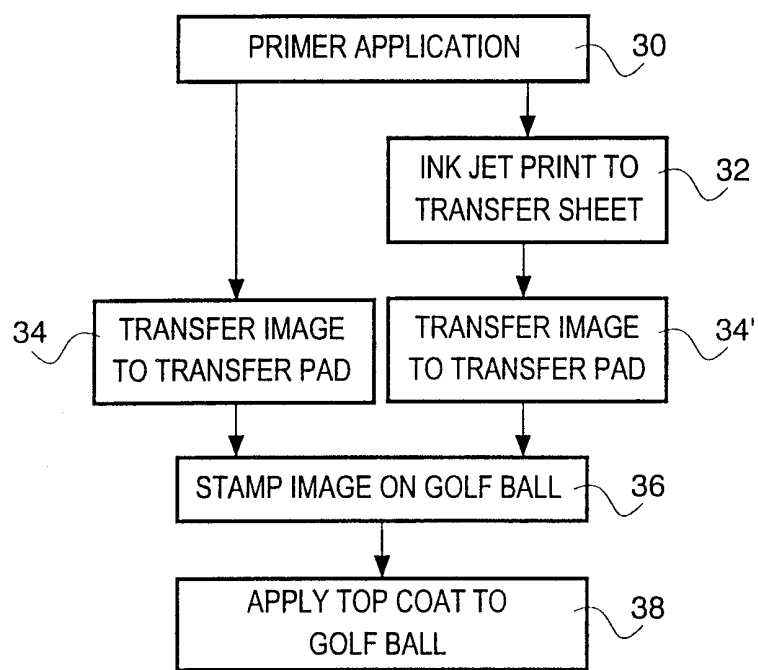
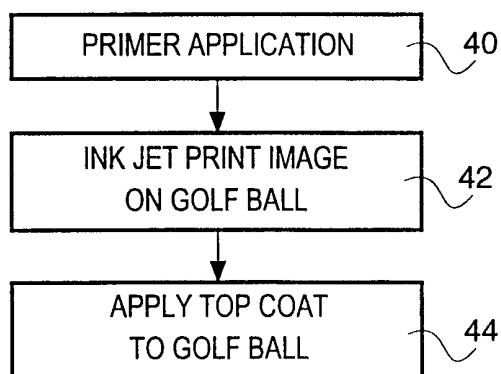
15 45. A method according to claim 34, wherein the ink composition is a non-aqueous-based formulation.

1/7

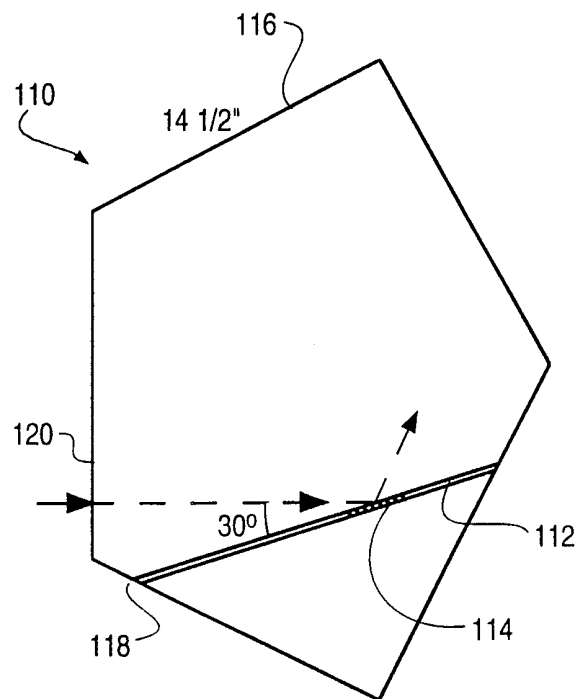
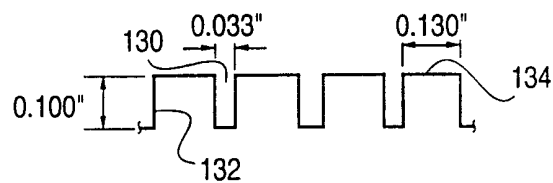
FIG. 1



2/7

FIG. 2**FIG. 3**

3/7

FIG. 4**FIG. 5**

4/7




FIG. 6A




FIG. 6B




FIG. 6C


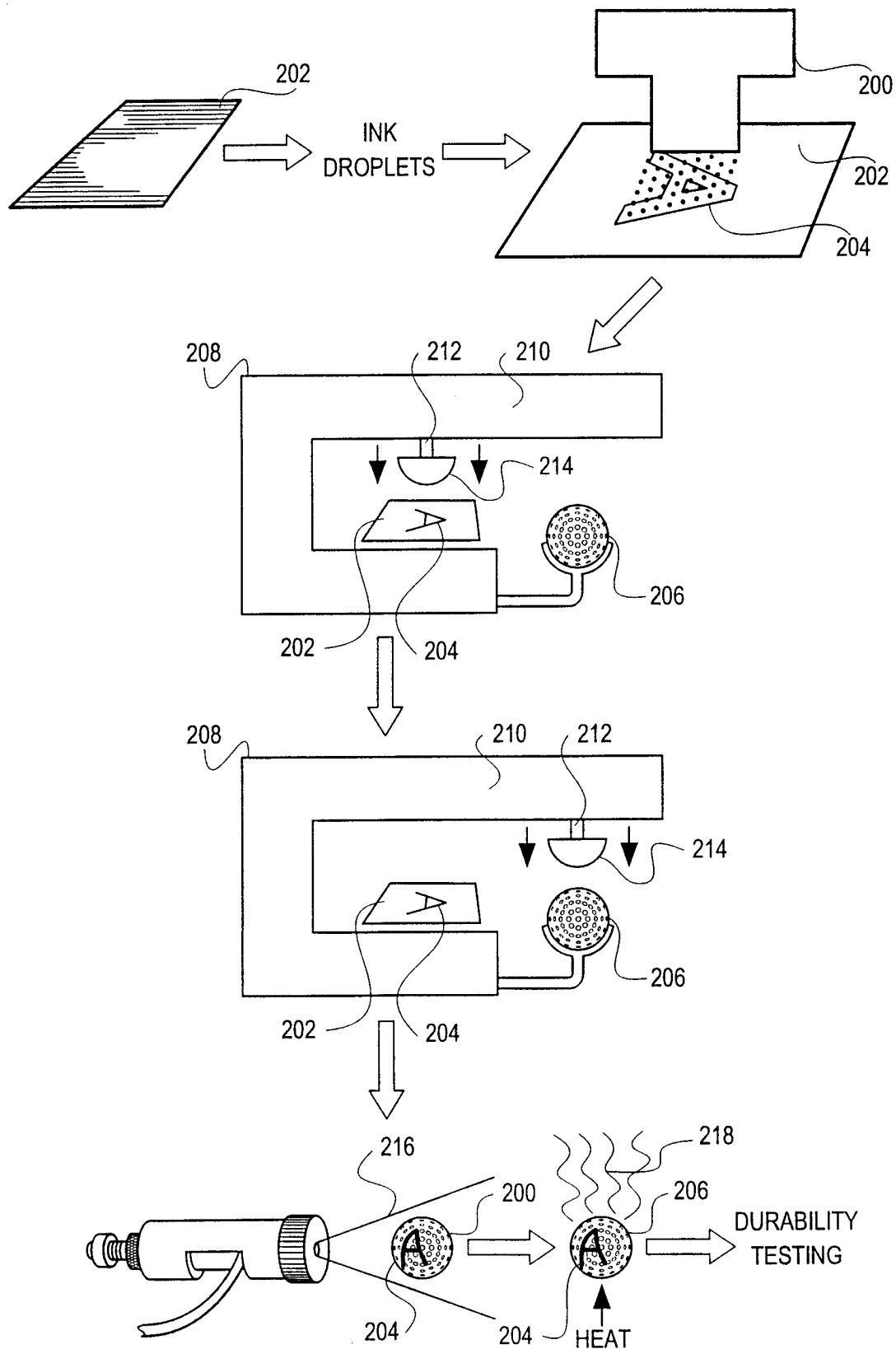


FIG. 6D

5/7

FIG. 7



6/7

FIG. 9




FIG. 8


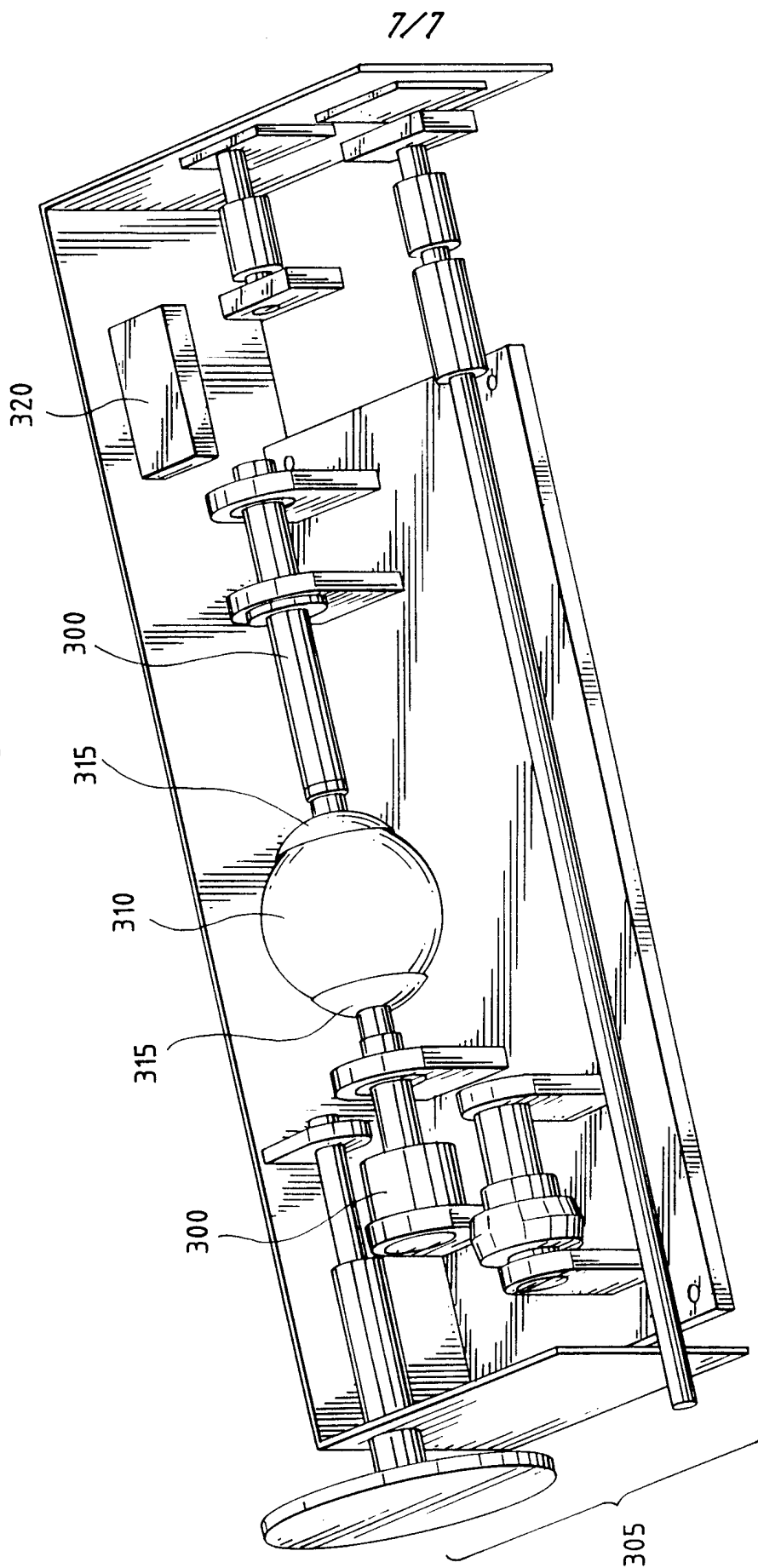


FIG. 10



INTERNATIONAL SEARCH REPORT

International Application No

PCT/US 99/23150

A. CLASSIFICATION OF SUBJECT MATTER

IPC 7 B41J2/01

According to International Patent Classification (IPC) or to both national classification and IPC

B. FIELDS SEARCHED

Minimum documentation searched (classification system followed by classification symbols)

IPC 7 B41J B41F

Documentation searched other than minimum documentation to the extent that such documents are included in the fields searched

Electronic data base consulted during the international search (name of data base and, where practical, search terms used)

C. DOCUMENTS CONSIDERED TO BE RELEVANT

Category *	Citation of document, with indication, where appropriate, of the relevant passages	Relevant to claim No.
X	PATENT ABSTRACTS OF JAPAN vol. 1997, no. 04, 30 April 1997 (1997-04-30) & JP 08 322967 A (BRIDGESTONE SPORTS CO LTD), 10 December 1996 (1996-12-10) cited in the application abstract	18, 19, 25, 27
Y	US 5 770 325 A (KELLER VIKTOR ET AL) 23 June 1998 (1998-06-23) cited in the application the whole document --- -/--	1-4, 7-14, 16, 17, 20, 21, 26, 28-45

☒ Further documents are listed in the continuation of box C.

☒ Patent family members are listed in annex.

* Special categories of cited documents :

"A" document defining the general state of the art which is not considered to be of particular relevance

"E" earlier document but published on or after the international filing date

"L" document which may throw doubts on priority claim(s) or which is cited to establish the publication date of another citation or other special reason (as specified)

"O" document referring to an oral disclosure, use, exhibition or other means

"P" document published prior to the international filing date but later than the priority date claimed

"T" later document published after the international filing date or priority date and not in conflict with the application but cited to understand the principle or theory underlying the invention

"X" document of particular relevance; the claimed invention cannot be considered novel or cannot be considered to involve an inventive step when the document is taken alone

"Y" document of particular relevance; the claimed invention cannot be considered to involve an inventive step when the document is combined with one or more other such documents, such combination being obvious to a person skilled in the art.

"&" document member of the same patent family

Date of the actual completion of the international search

7 February 2000

Date of mailing of the international search report

17/02/2000

Name and mailing address of the ISA

European Patent Office, P.B. 5818 Patentlaan 2
NL - 2280 HV Rijswijk
Tel. (+31-70) 340-2040, Tx. 31 651 epo nl,
Fax: (+31-70) 340-3016

Authorized officer

Meulemans, J-P

INTERNATIONAL SEARCH REPORT

Intern. al Application No

PCT/US 99/23150

C.(Continuation) DOCUMENTS CONSIDERED TO BE RELEVANT

Category	Citation of document, with indication, where appropriate, of the relevant passages	Relevant to claim No.
Y	<p>EP 0 802 051 A (PALSER OFFICINA MECCANICA S N) 22 October 1997 (1997-10-22)</p> <p>the whole document -----</p>	<p>1-4, 7-14, 16, 17, 20, 21, 26, 28-45</p>

INTERNATIONAL SEARCH REPORT

Information on patent family members

International Application No

PCT/US 99/23150

Patent document cited in search report	Publication date	Patent family member(s)	Publication date
JP 08322967 A	10-12-1996	NONE	
US 5770325 A	23-06-1998	AU 5050396 A CA 2173068 A GB 2305183 A,B GB 2330838 A,B JP 9122271 A US 5827134 A US 5885173 A	20-03-1997 19-03-1997 02-04-1997 05-05-1999 13-05-1997 27-10-1998 23-03-1999
EP 0802051 A	22-10-1997	NONE	