



US00D962467S

(12) **United States Design Patent**
Taylor et al.

(10) **Patent No.:** **US D962,467 S**

(45) **Date of Patent:** **** Aug. 30, 2022**

(54) **FLOW CELL DEVICE**

(71) Applicant: **Illumina, Inc.**, San Diego, CA (US)

(72) Inventors: **Jay Taylor**, San Diego, CA (US);
Bradley Drews, San Diego, CA (US);
James Osmus, San Diego, CA (US);
Philip Paik, San Diego, CA (US);
Tsukasa Takahashi, San Diego, CA (US);
Brandon Westerberg, San Diego, CA (US);
Jack Godfrey Wood, San Diego, CA (US);
Carlos Dominguez, San Diego, CA (US)

(73) Assignee: **Illumina, Inc.**, San Diego, CA (US)

(**) Term: **15 Years**

(21) Appl. No.: **29/714,672**

(22) Filed: **Nov. 25, 2019**

(51) **LOC (13) Cl.** **24-02**

(52) **U.S. Cl.**
USPC **D24/224**

(58) **Field of Classification Search**
USPC D24/107, 108, 119, 121, 162, 169, 186,
D24/201, 216-232; D10/75, 80, 81
(Continued)

(56) **References Cited**

U.S. PATENT DOCUMENTS

D333,630 S 3/1993 Marks
D351,913 S 10/1994 Hieb et al.
(Continued)

FOREIGN PATENT DOCUMENTS

CN 201830270068 10/2018
RU 109136 S 6/2018

OTHER PUBLICATIONS

10 x more sensitivity with the Agilent 1290/1260 Infinity Diode Array Detector compared to Agilent 1200 Series UV Detectors.

Online, published date Dec. 15, 2010. Retrieved on Nov. 1, 2021 from URL: <https://www.agilent.com/cs/library/technicaloverviews/Public/5990-5326EN.pdf>.*

(Continued)

Primary Examiner — Omeed Agilee
(74) *Attorney, Agent, or Firm* — Heslin Rothenberg Farley & Mesiti, P.C.

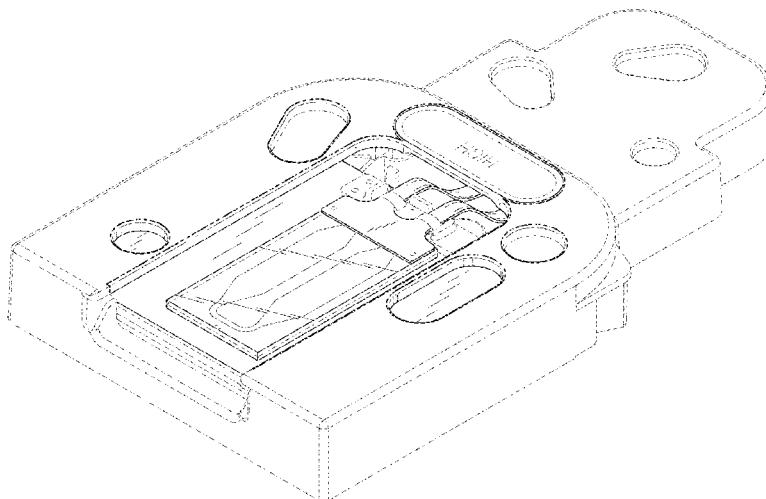
(57) **CLAIM**

The ornamental design for a flow cell device, as shown and described.

DESCRIPTION

FIG. 1 is a top plan view of a flow cell device comprising our new design;
FIG. 2 is a bottom plan of the design of FIG. 1;
FIG. 3 is a left side elevational view of the design of FIG. 1;
FIG. 4 is a right side elevational view of the design of FIG. 1;
FIG. 5 is a front elevational view of the design of FIG. 1;
FIG. 6 is an enlarged rear elevational view of the design of FIG. 1;
FIG. 7 is a right-rear perspective view of the design of FIG. 1;
FIG. 8 is a left-rear perspective view of the design of FIG. 1;
FIG. 9 is a top plan view of an alternate embodiment of the flow cell device of FIG. 1;
FIG. 10 is an enlarged rear elevational view of the design of FIG. 9;
FIG. 11 is a right-rear perspective view of the design of FIG. 9; and,
FIG. 12 is a left-rear perspective view of the design of FIG. 9.
The bottom plan, left and right side, and front elevational views for the embodiment shown in FIGS. 9-12 are respectively identical to the views shown in FIGS. 2-5.

1 Claim, 11 Drawing Sheets



(58) **Field of Classification Search**
 CPC G01N 2035/00306; G01N 2035/00326;
 G01N 2035/00336; G01N 2035/00029;
 G01N 2035/0401; G01N 2035/0403;
 G01N 2035/0405; G01N 2035/00019;
 G01N 35/021; G01N 35/026; G01N
 35/028; G01N 35/04; G01N 1/22; G01N
 27/44791; B01L 2300/0809; B01L
 2300/0816; B01L 2300/0822; B01L
 2300/0832; B01L 2300/0806
 See application file for complete search history.

(56) **References Cited**
 U.S. PATENT DOCUMENTS

D438,632 S 3/2001 Miller
 D438,633 S 3/2001 Miller
 D473,318 S 4/2003 Barbera-Guillem
 D491,273 S 6/2004 Biegler et al.
 D559,995 S 1/2008 Handique et al.
 D566,291 S 4/2008 Parunak et al.
 D639,975 S 6/2011 Doyle et al.
 D685,494 S 7/2013 Oonuma et al.
 D686,311 S 7/2013 Mori
 D697,198 S 1/2014 Amirouche et al.
 D729,403 S 5/2015 Hage et al.
 D745,698 S 12/2015 Hage et al.
 D750,272 S 2/2016 Hage et al.
 D752,770 S 3/2016 Kuhn et al.
 D768,870 S 10/2016 Kuhn et al.
 D771,833 S * 11/2016 Leaver D24/224
 D784,551 S 4/2017 Todd et al.
 D785,811 S 5/2017 Watts et al.
 D794,817 S 8/2017 Yi et al.
 D794,818 S 8/2017 Yi et al.
 D794,819 S 8/2017 Yi et al.
 D799,056 S 10/2017 Bourgeois et al.
 D800,336 S 10/2017 Chang et al.
 D800,912 S 10/2017 Uzri et al.
 D806,890 S 1/2018 Williams et al.
 D812,242 S 3/2018 Chang et al.
 D812,767 S 3/2018 Osmus et al.
 D819,829 S 6/2018 Osmus et al.
 D825,078 S 8/2018 Osmus et al.
 D840,050 S 2/2019 Schulz et al.
 D843,009 S 3/2019 Watts et al.
 D851,275 S 6/2019 Spuhler et al.
 10,343,160 B2 7/2019 Lemoine et al.
 D856,527 S 8/2019 Kaplan et al.
 D861,914 S 10/2019 Blake et al.
 D864,411 S 10/2019 Dangelo et al.
 D864,412 S 10/2019 Dangelo et al.
 D865,213 S 10/2019 Dangelo et al.
 D865,214 S 10/2019 Dangelo et al.
 D865,215 S 10/2019 Dangelo et al.
 D875,271 S 2/2020 Ringold et al.

D877,356 S 3/2020 Clive-Smith et al.
 D886,901 S 6/2020 Hussey et al.
 D919,115 S * 5/2021 Kaplan D24/225
 D926,684 S * 8/2021 Cheung D13/108
 2009/0311796 A1 * 12/2009 Griss C12Q 1/54
 436/166
 2010/0143963 A1 6/2010 Pollack et al.
 2011/0034758 A1 * 2/2011 Shany A61B 10/0045
 600/35
 2014/0220668 A1 * 8/2014 Tachibana B01L 7/52
 435/287.2
 2015/0118739 A1 4/2015 Kobayashi
 2016/0097763 A1 * 4/2016 Powers G01N 33/5302
 435/7.1
 2016/0130640 A1 * 5/2016 Wright B01F 7/00141
 506/39
 2016/0175840 A1 6/2016 Ingber et al.
 2016/0375438 A1 12/2016 Marcy et al.
 2017/0016060 A1 1/2017 Sabounchi et al.
 2017/0209865 A1 7/2017 Carrano et al.
 2018/0117587 A1 5/2018 Lemoine et al.
 2018/0185849 A1 7/2018 Kaplan et al.
 2018/0304260 A1 * 10/2018 Thomas C12Q 1/6806
 2020/0110108 A1 4/2020 Cox-Muranami et al.
 2020/0171502 A1 6/2020 Kumar et al.
 2020/0217740 A1 7/2020 Holst et al.

OTHER PUBLICATIONS

Osmus et al., "Reagent Cartridge", U.S. Appl. No. 29/714,653, filed Nov. 25, 2019.
 Osmus et al., "Reagent Cartridge", U.S. Appl. No. 29/714,705, filed Nov. 25, 2019.
 Osmus et al., "Flow Cell Cartridge", U.S. Appl. No. 29/714,660, filed Nov. 25, 2019.
 Taylor et al., "Flow Cell Cartridge", U.S. Appl. No. 29/714,671, filed Nov. 25, 2019.
 Osmus et al., "Sequencing Cartridge Assembly", U.S. Appl. No. 29/714,661, filed Nov. 25, 2019.
 Taylor et al., "Cartridge Cover", U.S. Appl. No. 29/714,669, filed Nov. 25, 2019.
 Osmus et al., "Reagent Cartridge", U.S. Appl. No. 29/714,656, filed Nov. 25, 2019.
 Osmus et al., "Reagent Cartridge", U.S. Appl. No. 29/714,706, filed Nov. 25, 2019.
 Taylor et al., "Flow Cell Cartridge", U.S. Appl. No. 29/714,665, filed Nov. 25, 2019.
 G4212-60032—3.7mm HDR max light cartridge cell. Online, published date unknown. from URL: <https://www.chromtech.com/g4212-60032-37mm-hdr-max-light-cartridge-cell>. Retrieved on May 5, 2021.
 G4212-60008—Max-Light Cartridge Cell 10mm V(o)l.0ul. Online, published date unknown. Retrieved on Apr. 29, 2021 from URL: <https://www.chromtech.com/g4212-60008-max-light-cartridge-cell-10mm-vo1.0ul> (Year: 2021).

* cited by examiner

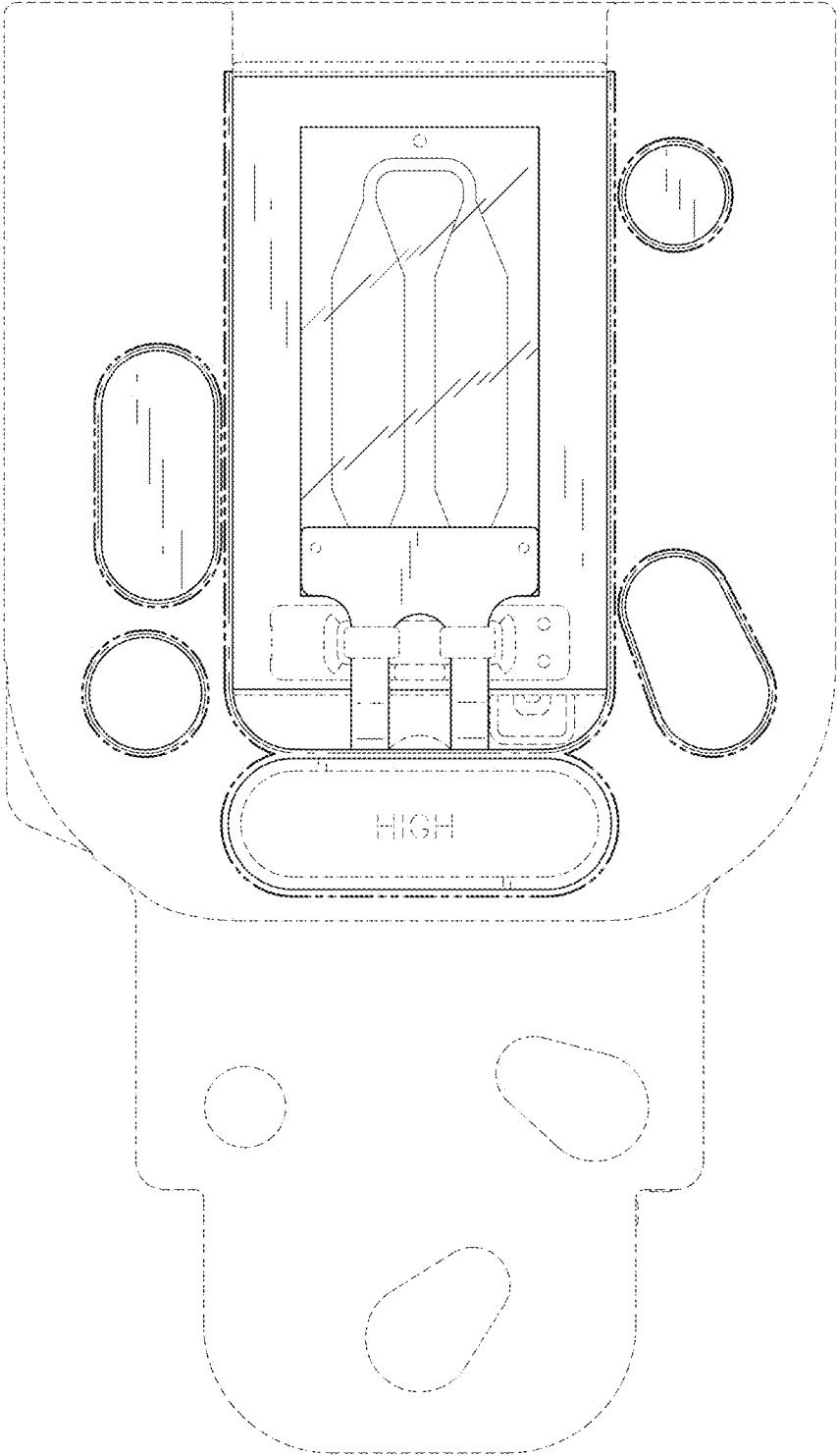


FIG. 1

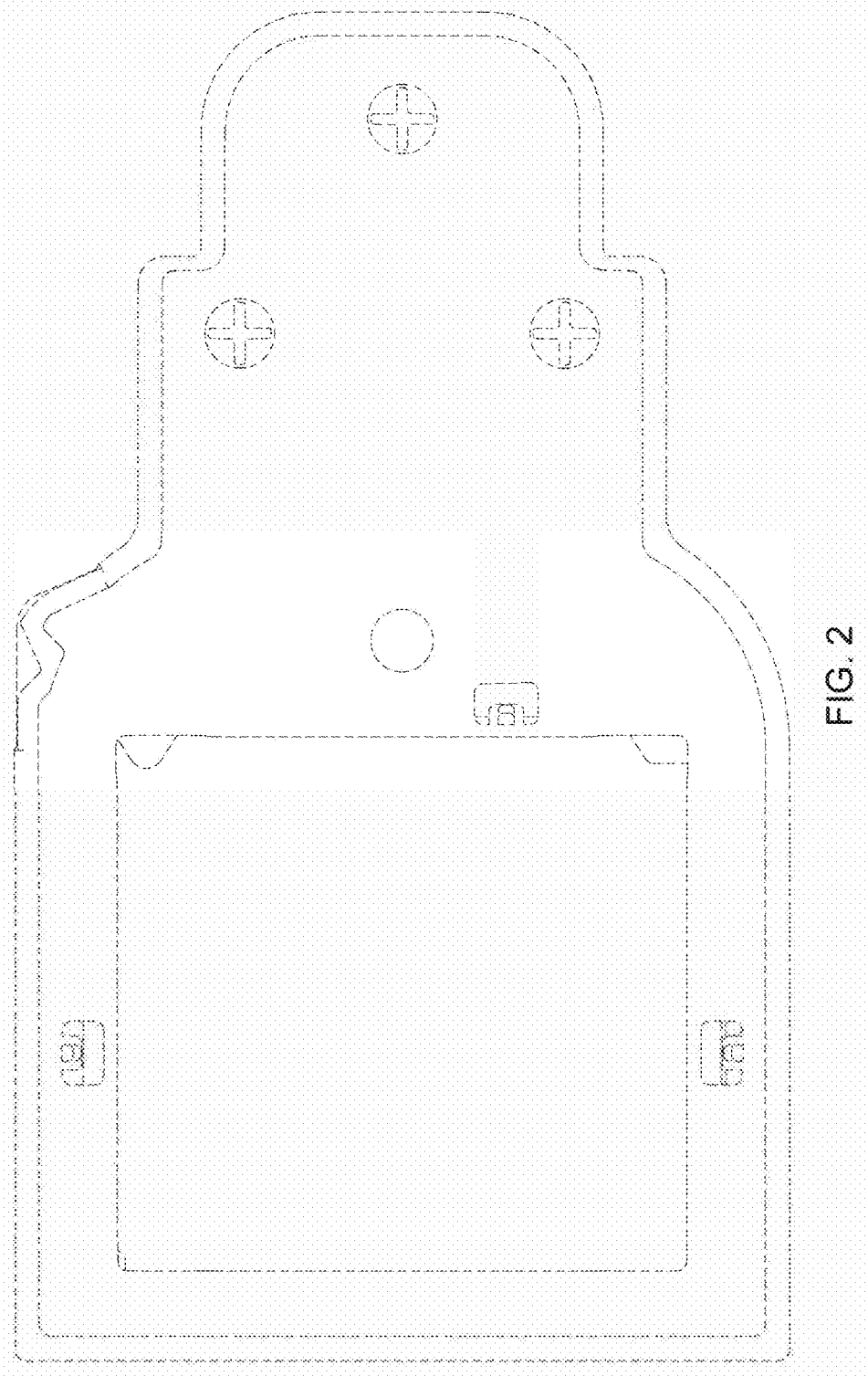


FIG. 2

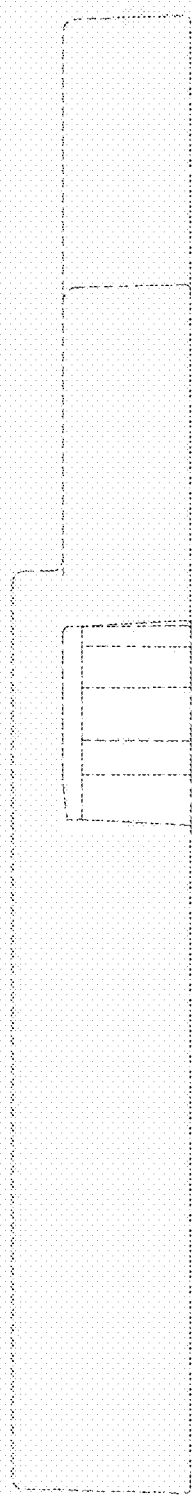


FIG. 3




FIG. 4




FIG. 5




FIG. 6

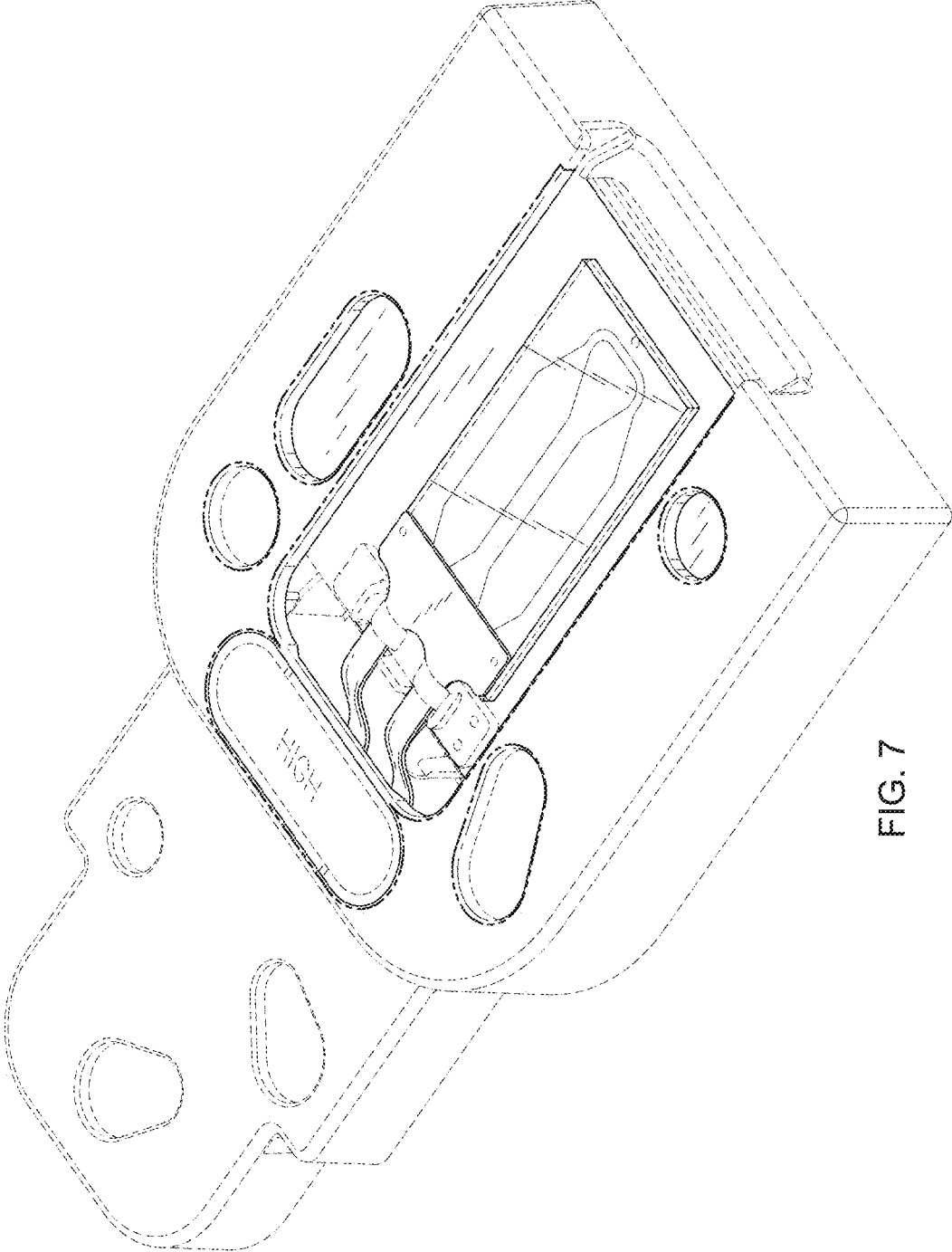


FIG. 7

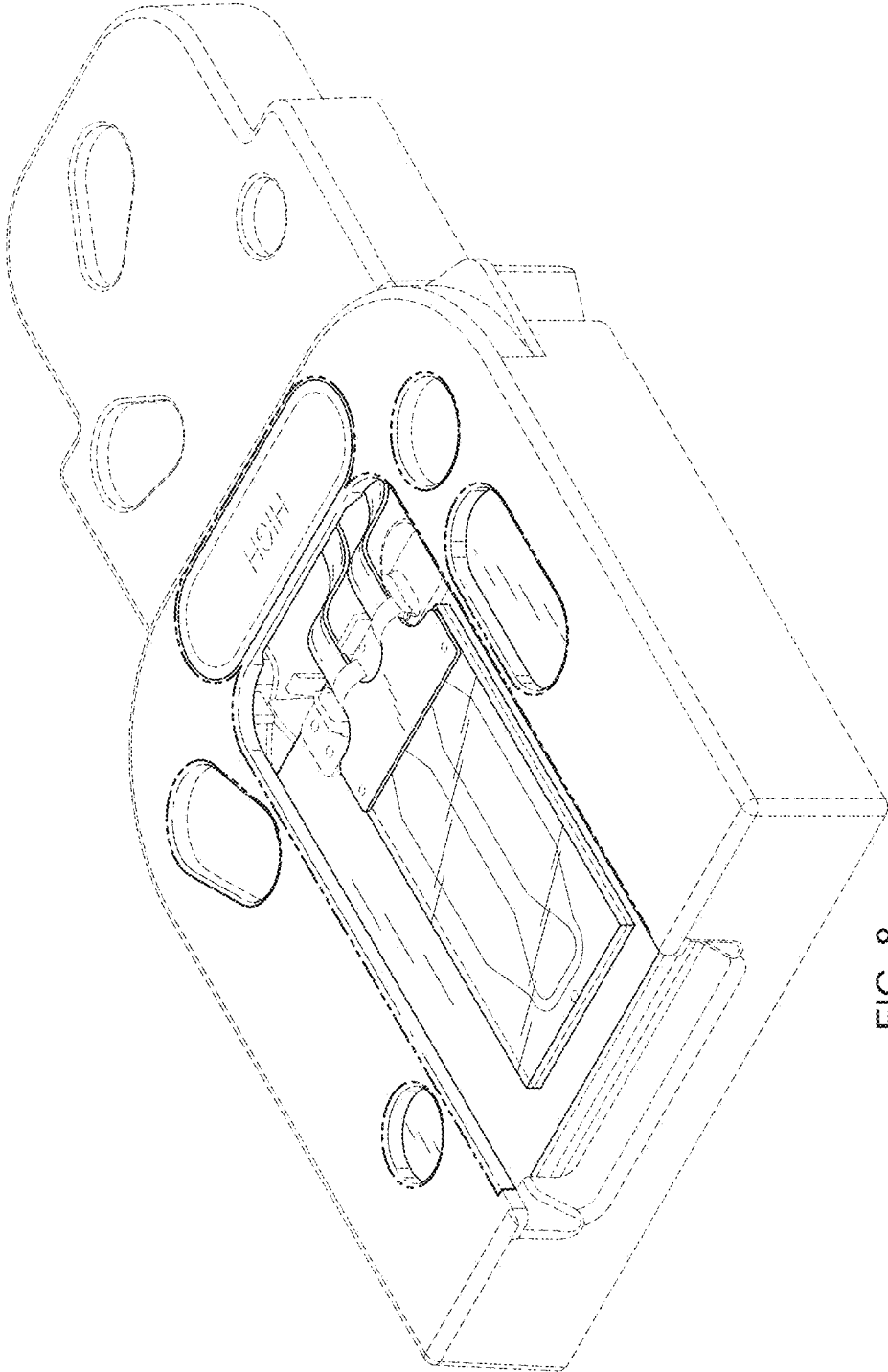


FIG. 8

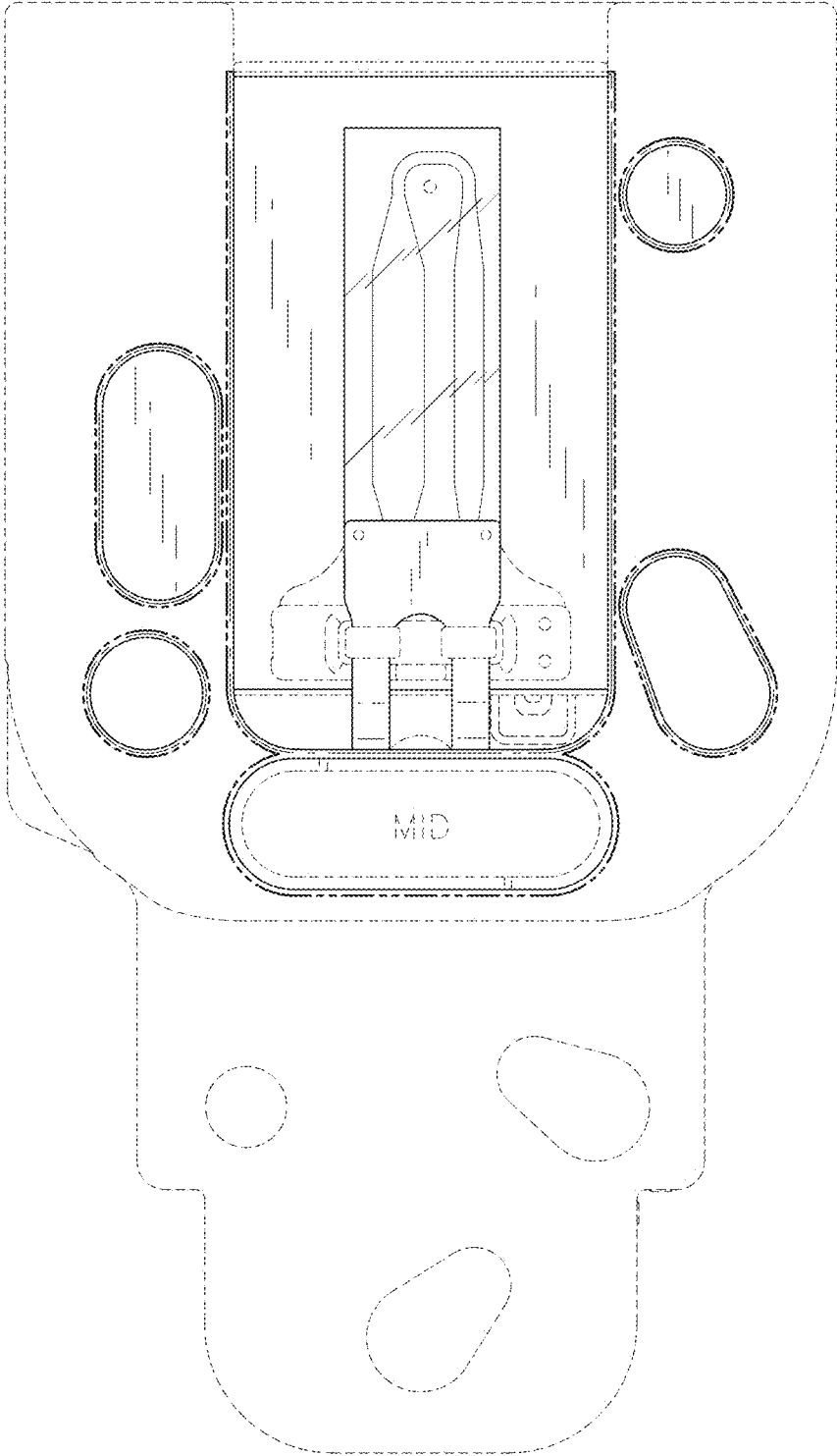


FIG. 9

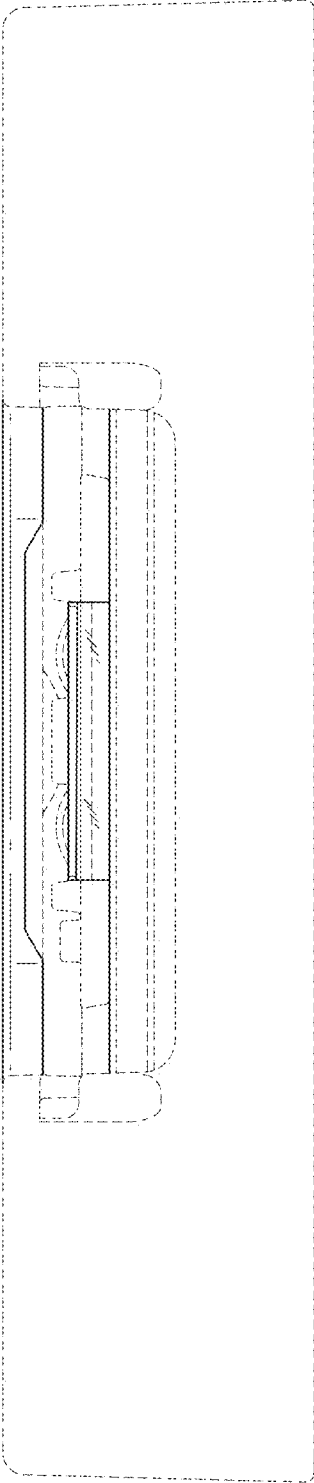


FIG. 10

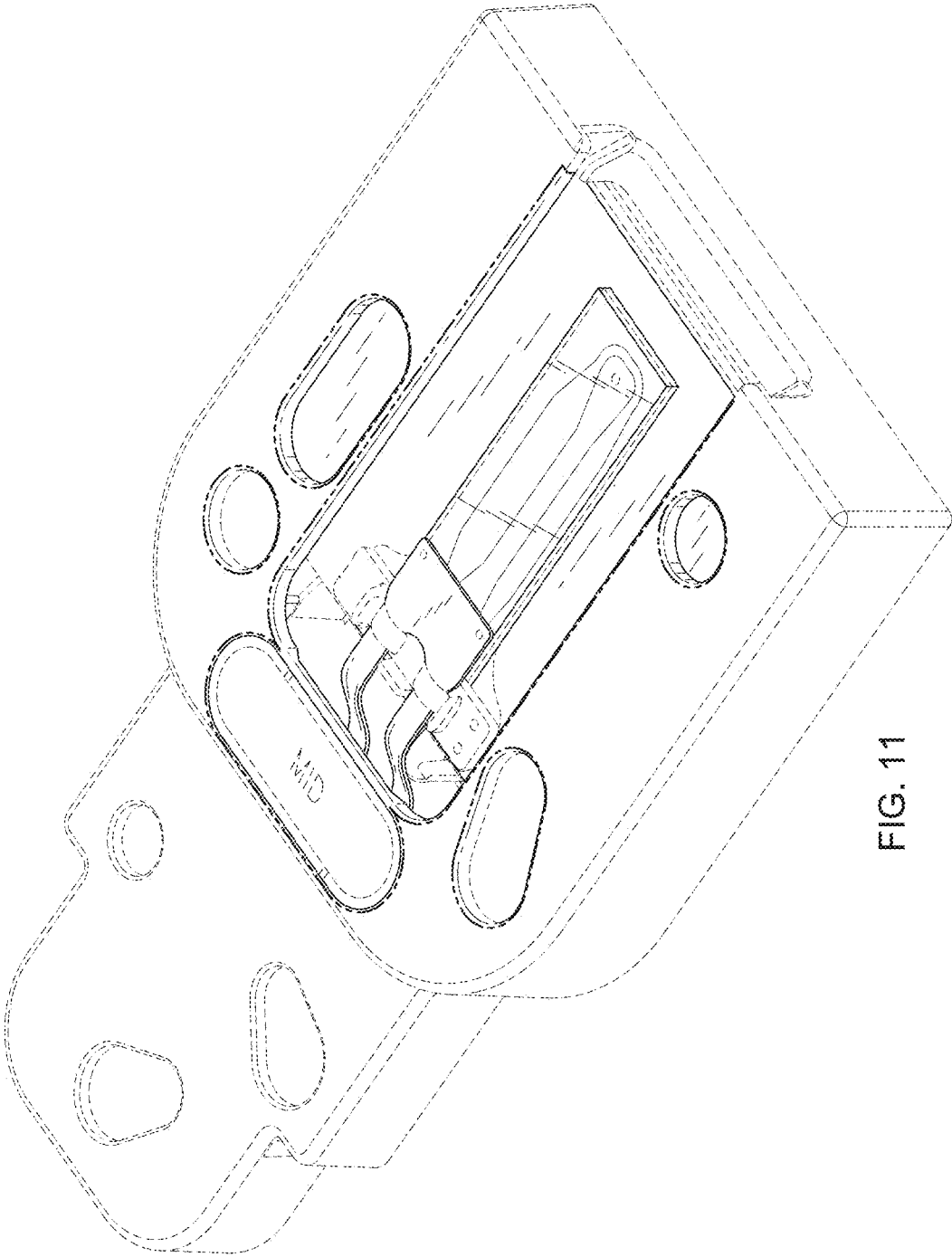


FIG. 11

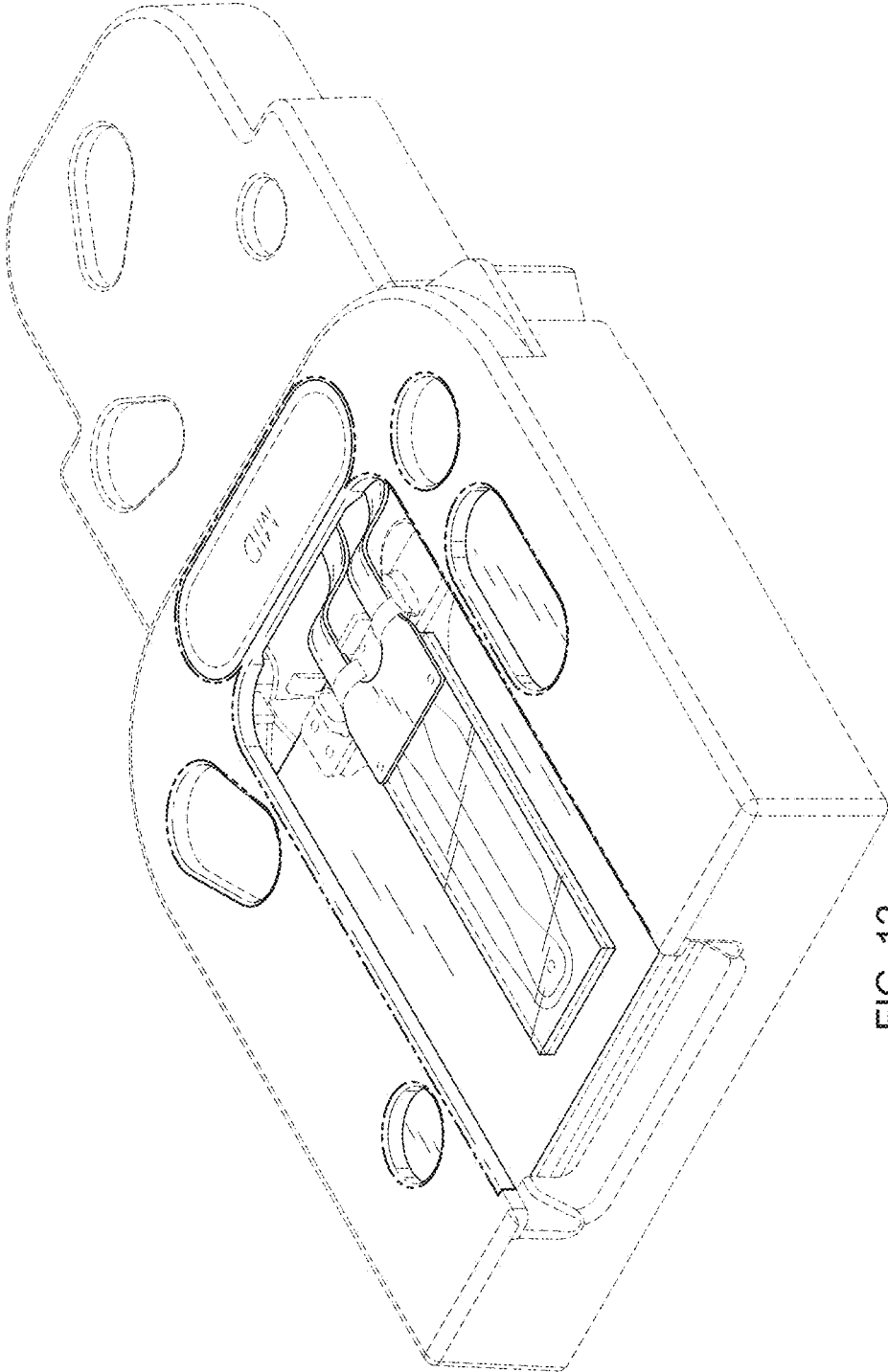


FIG. 12