



US00D766005S

(12) **United States Design Patent**
Ciani et al.

(10) **Patent No.:** **US D766,005 S**

(45) **Date of Patent:** **** Sep. 13, 2016**

(54) **CHAIR WITH UPHOLSTERED SEAT AND BACK**

(71) Applicants: **Edi Ciani**, San Giovanni Al Natisone (IT); **Paolo Ciani**, San Giovanni Al Natisone (IT)

(72) Inventors: **Edi Ciani**, San Giovanni Al Natisone (IT); **Paolo Ciani**, San Giovanni Al Natisone (IT)

(**) Term: **14 Years**

(21) Appl. No.: **29/521,983**

(22) Filed: **Mar. 26, 2015**

(51) **LOC (10) Cl.** **06-01**

(52) **U.S. Cl.**
USPC **D6/374**

(58) **Field of Classification Search**
USPC D6/334-336, 374, 375, 379, 380, 716, D6/716.1, 716.2, 716.3
CPC A47C 3/04; A47C 4/02; A47C 4/03; A47C 4/06; A47C 4/028; A47C 7/16; A47C 7/18; A47C 7/24

See application file for complete search history.

(56) **References Cited**

U.S. PATENT DOCUMENTS

D362,968 S *	10/1995	Mourgue	D6/334
D593,336 S *	6/2009	Ciani	D6/374
D672,981 S *	12/2012	Kubryk	D6/374
D697,734 S *	1/2014	Kubryk	D6/374
D697,735 S *	1/2014	Kubryk	D6/374
D742,658 S *	11/2015	Bisman	D6/374

* cited by examiner

Primary Examiner — Mimosa De

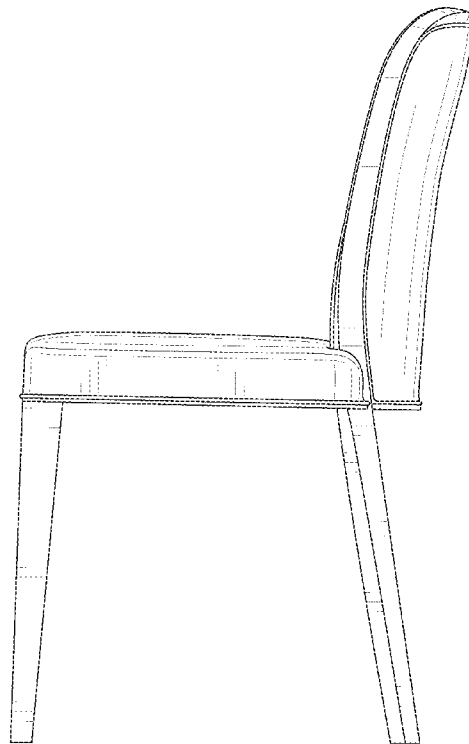

(57) **CLAIM**

The ornamental design for a chair with upholstered seat and back, as shown and described.

DESCRIPTION

FIG. 1 is a perspective view of a chair with upholstered seat and back showing my new design;
FIG. 2 is a front elevational view thereof;
FIG. 3 is a rear elevational view thereof;
FIG. 4 is a left side elevational view thereof;
FIG. 5 is a right side elevational view thereof;
FIG. 6 is a top plan view thereof; and,
FIG. 7 is a bottom plan view thereof.

1 Claim, 7 Drawing Sheets






FIG. 1




FIG. 2




FIG. 3




FIG. 4




FIG. 5




FIG. 6




FIG. 7