



US00D823402S

(12) **United States Design Patent**
Ladislao

(10) **Patent No.:** **US D823,402 S**

(45) **Date of Patent:** **** Jul. 17, 2018**

- (54) **MODEL VEHICLE BODY**
- (71) Applicant: **SPIN MASTER LTD.**, Toronto (CA)
- (72) Inventor: **Mark Ladislao**, Hong Kong (CN)
- (73) Assignee: **SPIN MASTER LTD.**, Toronto (CA)
- (**) Term: **15 Years**

9,045,226 B2	6/2015	Piasecki et al.	
D781,382 S *	3/2017	Etcheparre	D21/542
2004/0139905 A1*	7/2004	Chen	B63B 1/246 114/274
2007/0010159 A1	1/2007	Butler et al.	
2009/0008499 A1	1/2009	Shaw	
2009/0294573 A1	12/2009	Wilson et al.	
2011/0315806 A1	12/2011	Piasecki et al.	
2015/0217837 A1	8/2015	Szydowski et al.	
2016/0167470 A1	6/2016	Seydoux et al.	
2016/0176514 A1	6/2016	Lavagen et al.	

- (21) Appl. No.: **29/603,880**
- (22) Filed: **May 12, 2017**
- (51) **LOC (11) Cl.** **21-01**
- (52) **U.S. Cl.**
USPC **D21/542**
- (58) **Field of Classification Search**
USPC D21/542-547; D12/300-318
CPC .. B63B 1/16; B63B 1/24; B63B 1/242; B63B
1/244; B63B 1/246; B63B 1/248; B63B
1/26; B63B 1/28; B63B 1/322; B63B
1/10; B63B 1/12; B63B 1/14
See application file for complete search history.

FOREIGN PATENT DOCUMENTS

WO 02/060550 A1 8/2002

* cited by examiner

Primary Examiner — Cynthia M Chin
(74) *Attorney, Agent, or Firm* — Millman IP Inc.

(57) **CLAIM**

The ornamental design for a model vehicle body, as shown and described.

DESCRIPTION

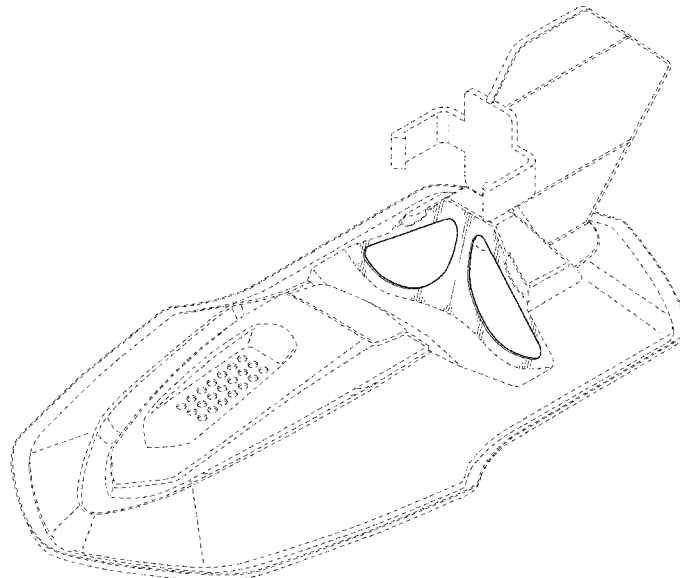
FIG. 1 is a perspective view from above, to the front and to one side of the new design for a model vehicle body;
 FIG. 2 is a perspective view from above, to the rear and to one side thereof;
 FIG. 3 is a top view thereof;
 FIG. 4 is a left side view thereof;
 FIG. 5 is a right side view thereof;
 FIG. 6 is a front view thereof; and,
 FIG. 7 is a rear view thereof.

The broken lines immediately adjacent the shaded areas represent the bounds of the claim and all other broken lines represent unclaimed portions of the model vehicle body. None of the broken lines form a part of the claimed design.

1 Claim, 7 Drawing Sheets

(56) **References Cited**
U.S. PATENT DOCUMENTS

D212,566 S *	10/1968	Maloof	446/307
D219,077 S *	10/1970	Voyce	D12/305
3,765,356 A *	10/1973	Cook	B63B 1/24 114/280
4,080,922 A	3/1978	Brubaker	
D313,584 S *	1/1991	Linebaugh	D12/305
D345,542 S *	3/1994	Duncan	D12/300
5,727,495 A	3/1998	Reslein	
6,158,540 A	12/2000	Rice et al.	
D451,560 S *	12/2001	Tilbor	D21/542
D544,927 S *	6/2007	Sanger, II	D21/542
D591,364 S *	4/2009	Nagaoka	D21/542
D646,198 S *	10/2011	Desberg	D12/305
8,657,053 B2	2/2014	Novikov-Kopp	



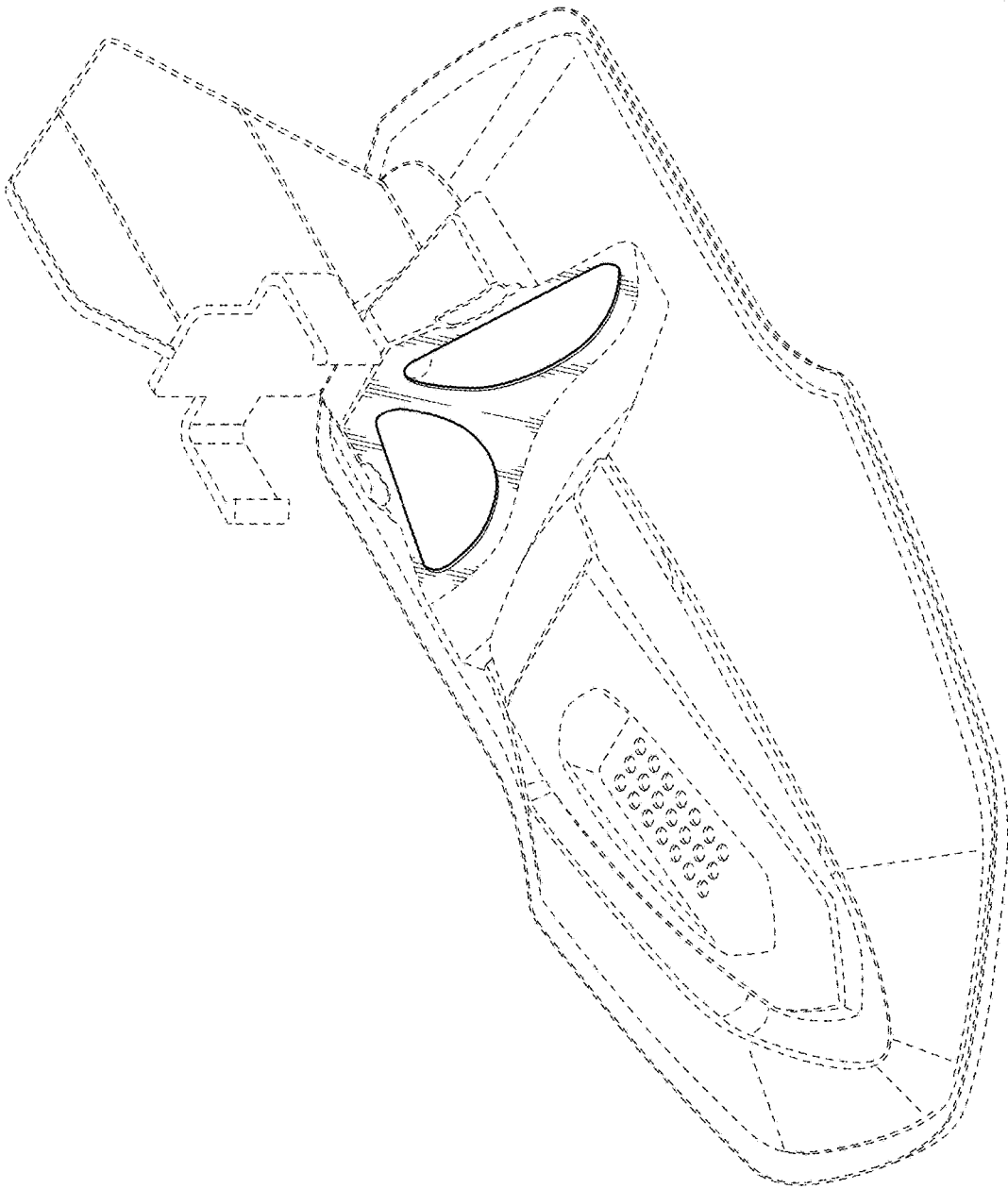


FIG. 1

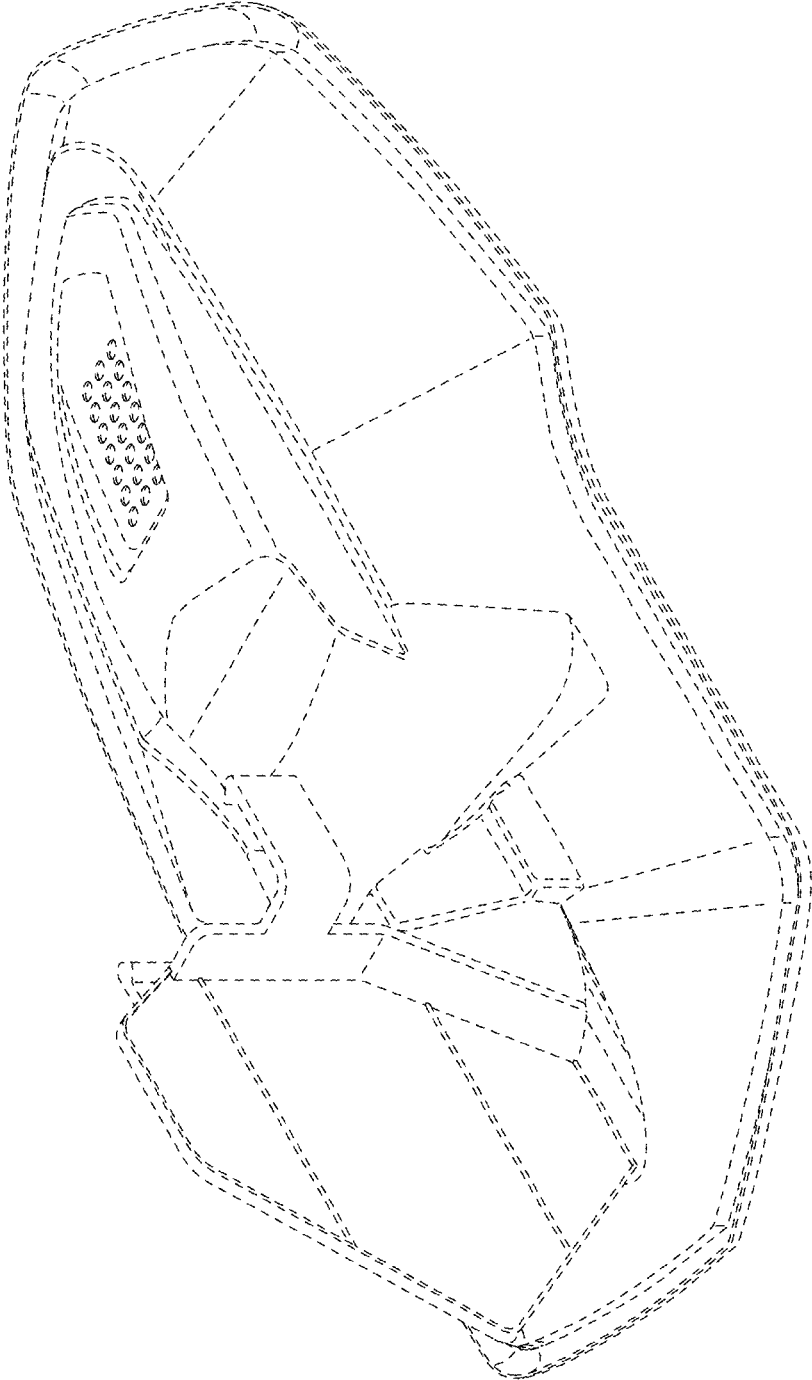


FIG. 2

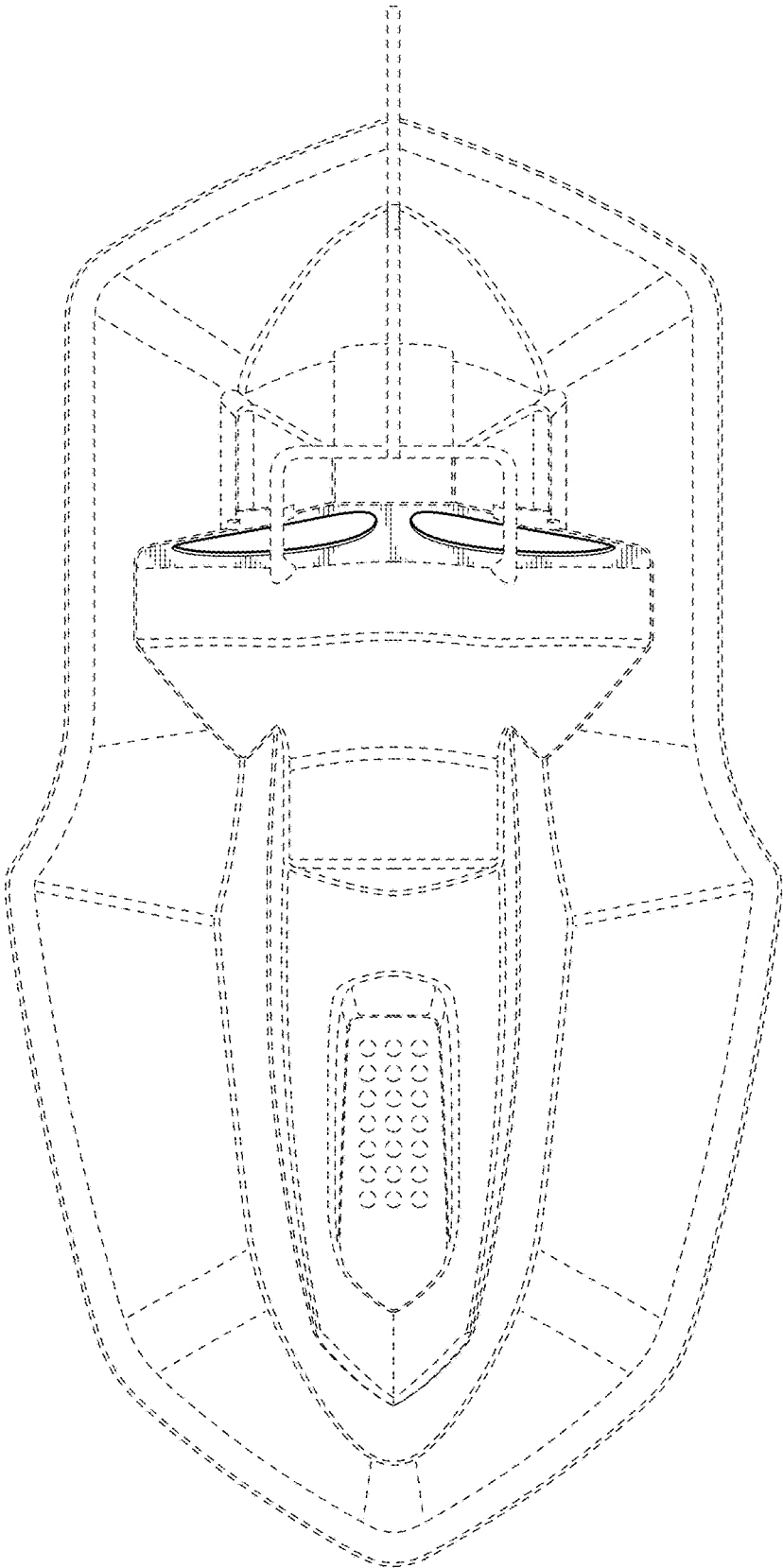


FIG. 3

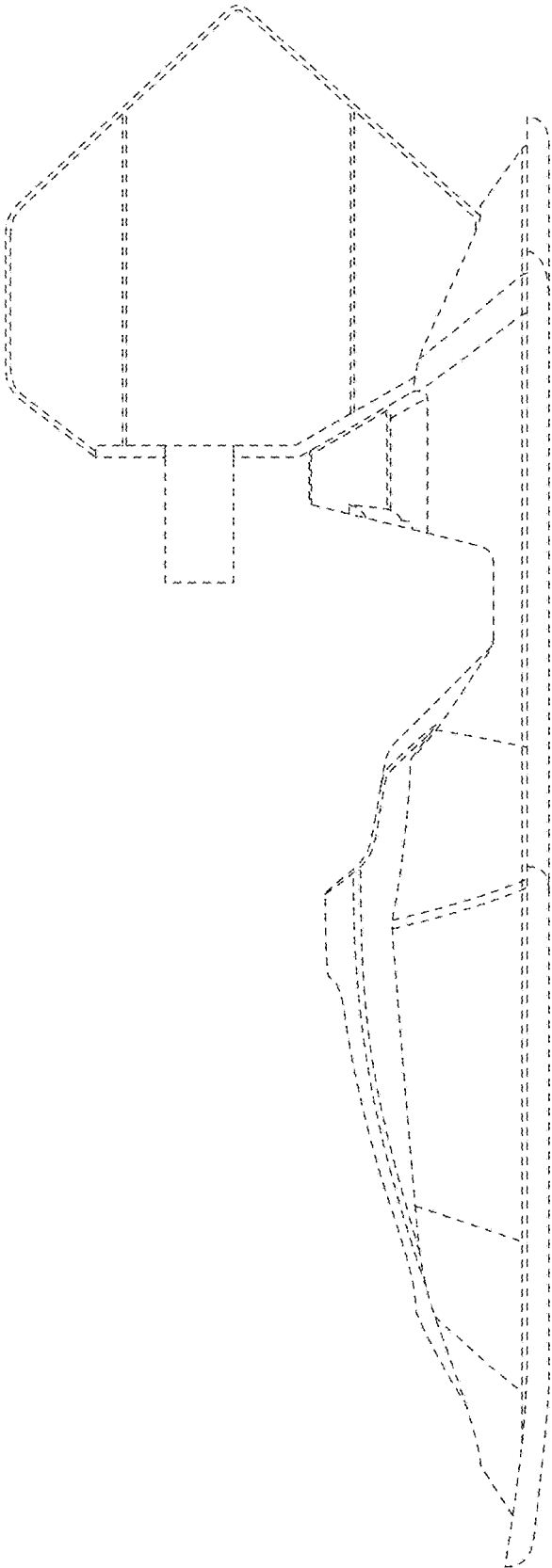


FIG. 4

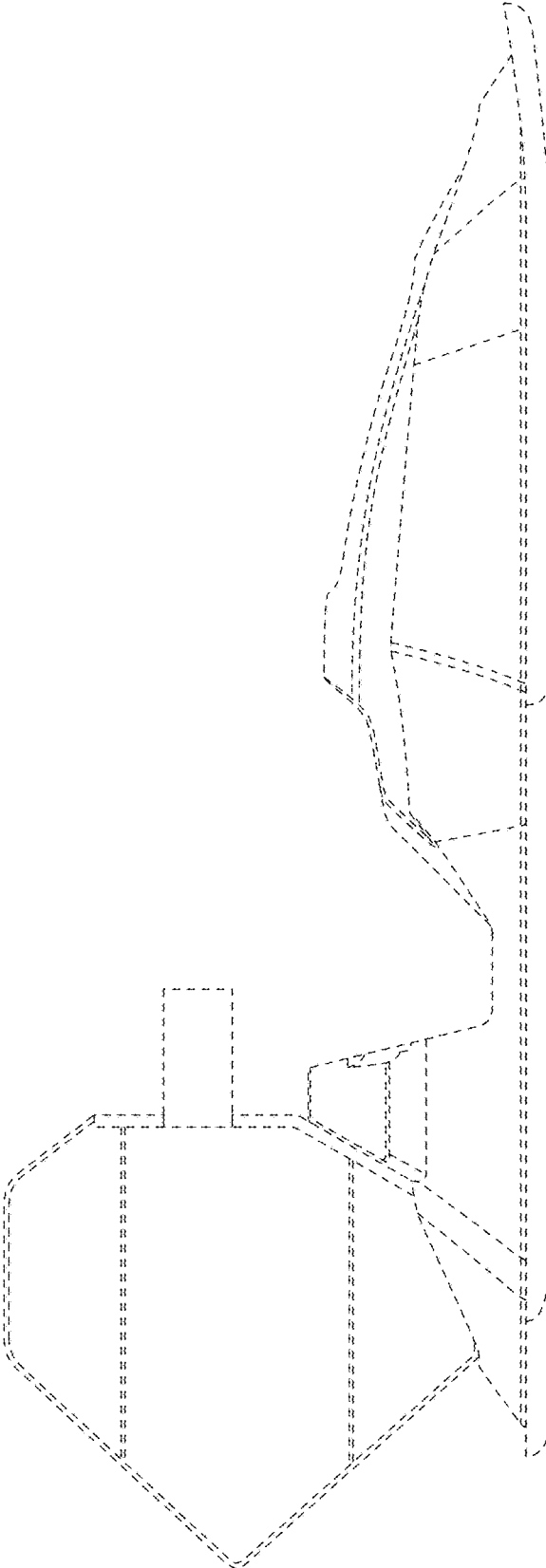


FIG. 5

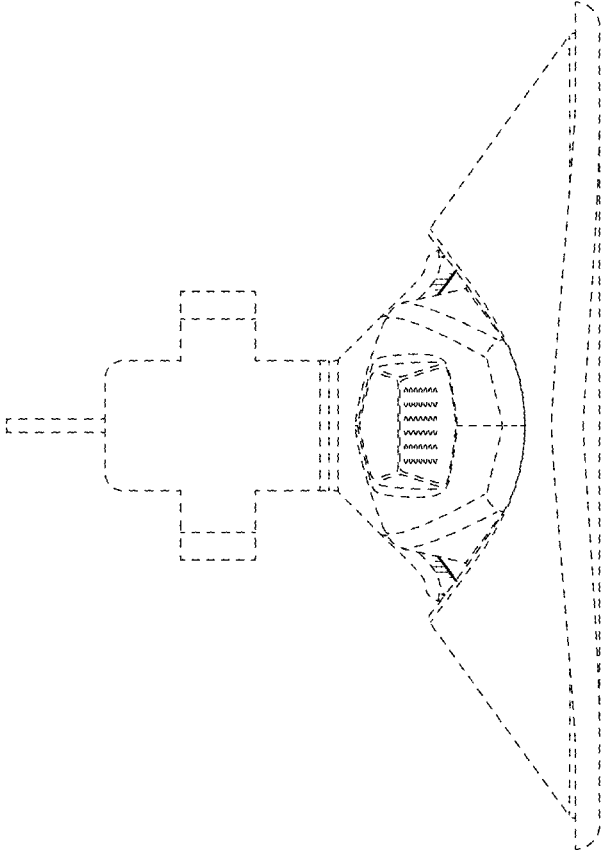


FIG. 6

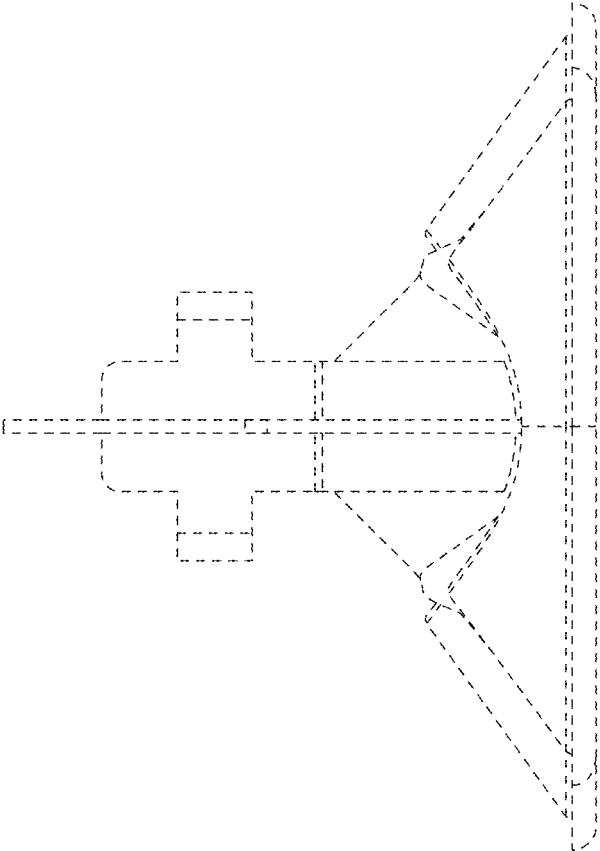


FIG. 7