



US00D369752S

United States Patent [19] Houlihan

[11] Patent Number: **Des. 369,752**

[45] Date of Patent: ****May 14, 1996**

[54] **DIGITAL WRISTWATCH**

D. 313,760 1/1991 Houlihan D10/38

D. 313,941 1/1991 Wakamatsu D10/38

D. 355,610 2/1995 Sugita D10/31

[75] Inventor: **John T. Houlihan**, Southbury, Conn.

[73] Assignee: **Timex Corporation**, Middlebury, Conn.

[**] Term: **14 Years**

OTHER PUBLICATIONS

Style 84511—Timex 1992 Watch Catalog, p. 28.

Primary Examiner—Nelson C. Holtje

Attorney, Agent, or Firm—William C. Crutcher

[21] Appl. No.: **42,590**

[22] Filed: **Aug. 14, 1995**

[52] U.S. Cl. **D10/38; D10/30**

[58] Field of Search D10/1-40, 122-132;
368/280-282, 276-277, 28-30, 285, 239-242,
82-84, 41-44

[57] **CLAIM**

The ornamental design for a digital wristwatch, as shown and described.

DESCRIPTION

FIG. 1 is a top plan view of my improved digital wristwatch; FIG. 2 is a left hand side elevational view thereof; FIG. 3 is a right hand side elevational view thereof; FIG. 4 is a back end elevational view thereof; FIG. 5 is a front end elevational view thereof; and FIG. 6 is a bottom plan view thereof.

[56] **References Cited**

U.S. PATENT DOCUMENTS

D. 112,797 1/1939 Stegeman D10/38

D. 271,946 12/1983 Dobayashi D10/38

D. 293,892 1/1988 Ichikawa D10/30 X

D. 303,768 10/1989 Wakamatsu D10/38

D. 303,769 10/1989 Ando D10/38

1 Claim, 1 Drawing Sheet






Fig. 4

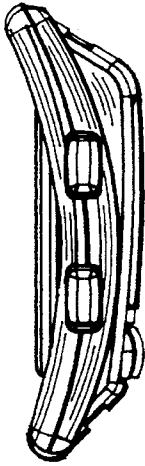


Fig. 2




Fig. 1

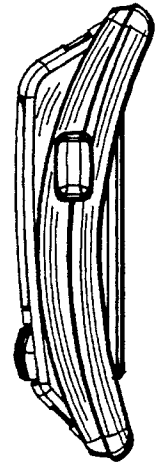


Fig. 3




Fig. 5

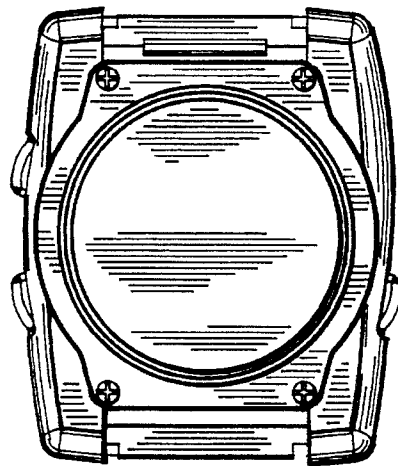


Fig. 6