

(12) **United States Design Patent**  
**Hyodo et al.**

(10) **Patent No.:** **US D574,978 S**  
(45) **Date of Patent:** **\*\* Aug. 12, 2008**

(54) **LAMP FOR A VEHICLE**

(75) Inventors: **Haruo Hyodo**, Kawasaki (JP); **Yukari Ishiwatari**, Fukaya (JP)

(73) Assignee: **PIAA Corporation**, Tokyo (JP)

(\*\*) Term: **14 Years**

(21) Appl. No.: **29/292,716**

(22) Filed: **Oct. 25, 2007**

(30) **Foreign Application Priority Data**

Jun. 1, 2007 (JP) ..... 2007-014643

(51) **LOC (8) Cl.** ..... **26-06**

(52) **U.S. Cl.** ..... **D26/28**

(58) **Field of Classification Search** ..... D26/28-36;  
362/459-468, 475-478, 485-487  
See application file for complete search history.

(56) **References Cited**

**U.S. PATENT DOCUMENTS**

D490,172 S \* 5/2004 Yamamoto ..... D26/28  
D532,537 S \* 11/2006 Shiu ..... D26/39

D564,683 S \* 3/2008 Roach et al. .... D26/28

\* cited by examiner

*Primary Examiner*—Marcus A. Jackson

(74) *Attorney, Agent, or Firm*—Olson & Cepuritis, Ltd.

(57) **CLAIM**

The ornamental design for a lamp for a vehicle, as shown and described.

**DESCRIPTION**

FIG. 1 is a perspective view of a lamp for a vehicle;

FIG. 2 is a front view thereof;

FIG. 3 is a right side view thereof, a left side view being a mirror image of a right side view;

FIG. 4 is a top plan view thereof;

FIG. 5 is a bottom plan view thereof; and,

FIG. 6 is a sectional view showing the cut surface thereof taken along line 6—6.

The broken lines showing on the drawing disclosure are for illustrative purposes only and form no part of the claimed design.

**1 Claim, 3 Drawing Sheets**

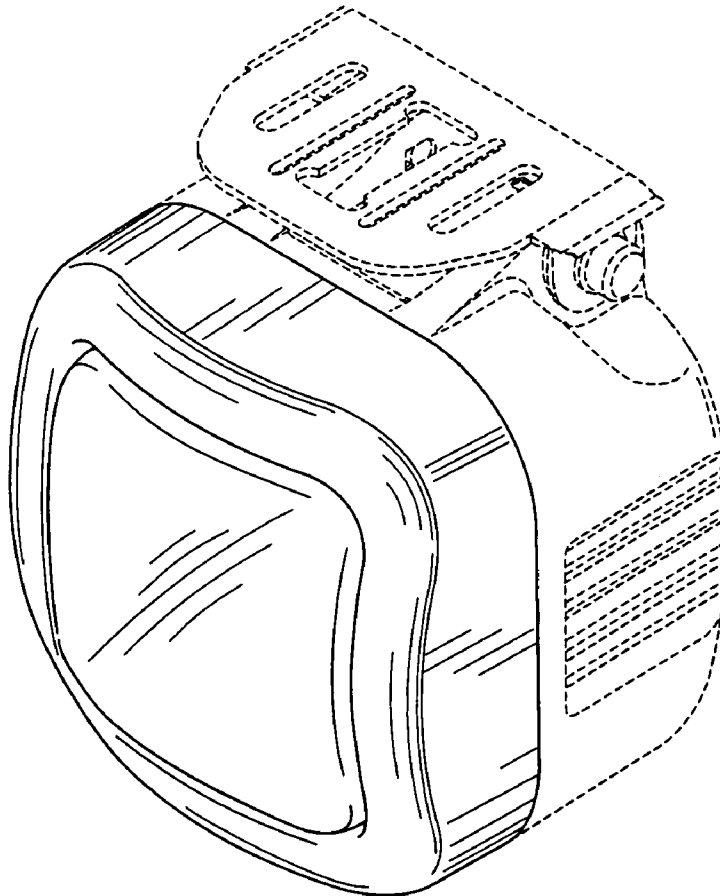


Fig.1

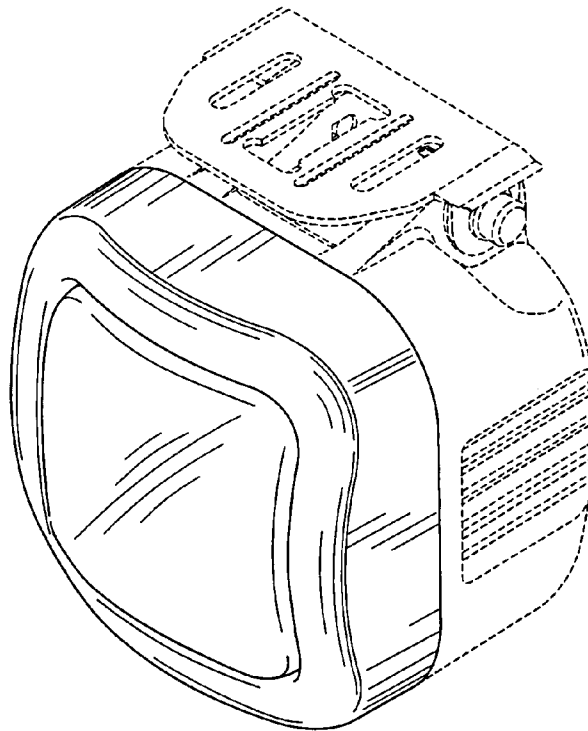


Fig.2

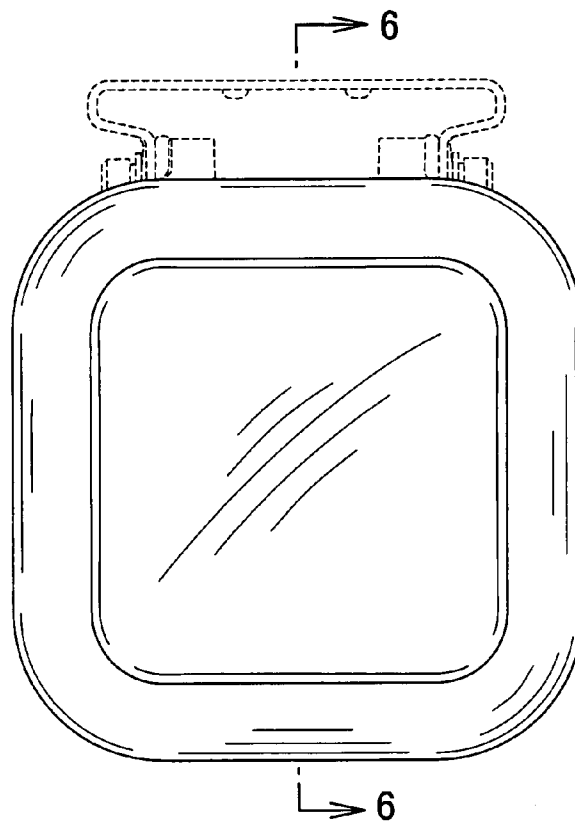


Fig.3

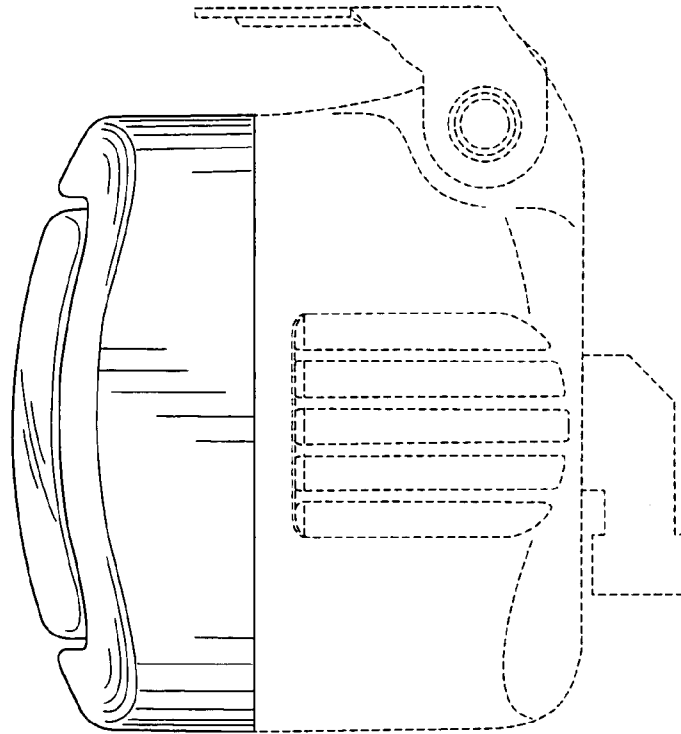


Fig.4

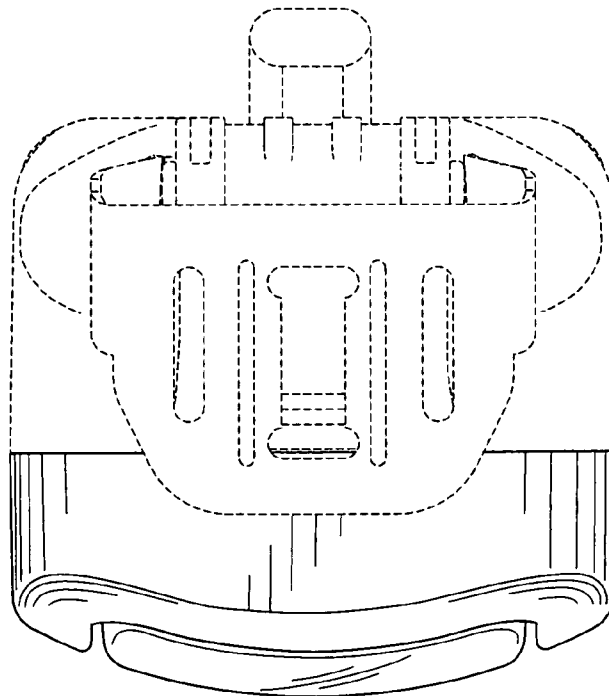


Fig.5

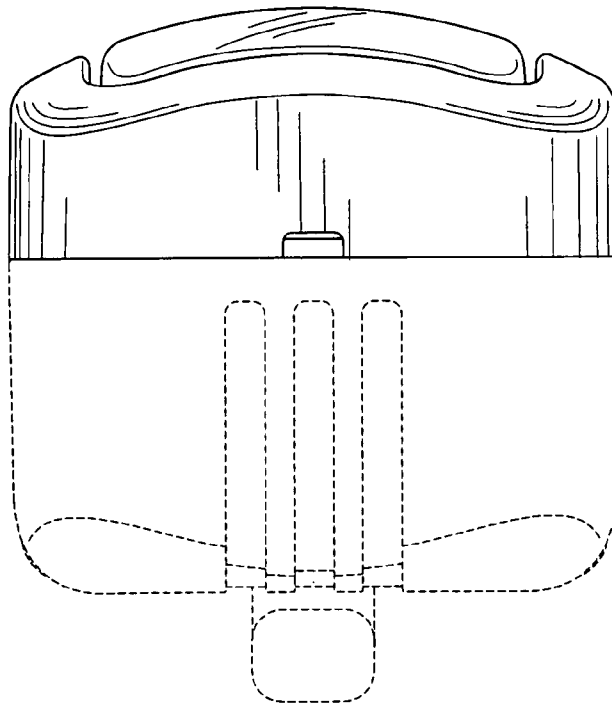


Fig.6

