



US00D711838S

(12) **United States Design Patent**  
**Spira**

(10) **Patent No.:** **US D711,838 S**

(45) **Date of Patent:** **\*\* Aug. 26, 2014**

(54) **LOAD CONTROL DEVICE**  
(71) Applicant: **Lutron Electronics Co., Inc.**,  
Coopersburg, PA (US)  
(72) Inventor: **Joel S. Spira**, Coopersburg, PA (US)  
(73) Assignee: **Lutron Electronics Co., Inc.**,  
Coopersburg, PA (US)  
(\*\*) Term: **14 Years**

D543,951 S \* 6/2007 Blair et al. .... D13/162  
7,312,695 B2 \* 12/2007 Lehmer et al. .... 340/426.15  
D596,143 S \* 7/2009 Felegy et al. .... D13/171  
D614,588 S 4/2010 Snyder et al.  
D627,309 S \* 11/2010 Snyder et al. .... D13/171  
D631,854 S 2/2011 Blair et al.  
D633,874 S \* 3/2011 Feldstein et al. .... D13/164  
D636,347 S 4/2011 Felegy, Jr. et al.  
D649,123 S \* 11/2011 Jacoby et al. .... D13/164  
D661,664 S 6/2012 Felegy, Jr. et al.  
D666,978 S 9/2012 Felegy, Jr. et al.  
D673,510 S 1/2013 Felegy, Jr. et al.  
D694,716 S \* 12/2013 Felegy et al. .... D13/162  
2011/0266122 A1 \* 11/2011 Zaharchuk et al. .... 200/308

(21) Appl. No.: **29/462,838**

(22) Filed: **Aug. 8, 2013**

(51) **LOC (10) Cl.** ..... **13-03**

(52) **U.S. Cl.**  
USPC ..... **D13/164**

(58) **Field of Classification Search**  
CPC ..... H01H 3/12; H01H 9/02; H01H 9/16;  
H01H 9/18; H01H 9/181; H01H 9/182;  
H01H 13/04; H01H 13/14; H01H 2009/187;  
H05B 33/0803; H05B 33/0863; H05B 37/02;  
H05B 37/0254; H05B 37/0272; H05B 39/02;  
H05B 39/04; H05B 39/085; H05B 39/086;  
H05B 39/088  
USPC ..... D13/162, 164, 171, 177; 174/66;  
200/5 R, 5 A, 1 B, 293, 296, 329, 406,  
200/513, 520, 530, 302.1, 302.2, 314, 315,  
200/341, 344; 338/198-200; 307/112, 115,  
307/125, 139, 157  
See application file for complete search history.

(56) **References Cited**

**U.S. PATENT DOCUMENTS**

6,120,262 A \* 9/2000 McDonough et al. .... 417/424.1  
D437,585 S \* 2/2001 Mayo et al. .... D13/174  
D450,043 S \* 11/2001 Mosebrook ..... D13/171  
D516,041 S \* 2/2006 Hobart et al. .... D13/164  
D537,046 S \* 2/2007 Blair et al. .... D13/162

**OTHER PUBLICATIONS**

U.S. Appl. No. 29/462,825, filed Aug. 8, 2013, Joel S. Spira.  
U.S. Appl. No. 29/462,836, filed Aug. 8, 2013, Joel S. Spira.

\* cited by examiner

*Primary Examiner* — Selina Sikder

(74) *Attorney, Agent, or Firm* — Mark E. Rose; Philip N. Smith; Bridget L. McDonough

(57) **CLAIM**

I claim the ornamental design for a load control device, as shown and described.

**DESCRIPTION**

FIG. 1 is a perspective view of a load control device according to a first embodiment of my new design.

FIG. 2 is a front view thereof.

FIG. 3 is a left side view thereof.

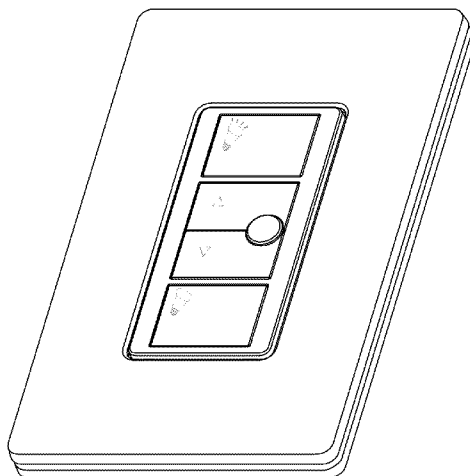
FIG. 4 is a right side view thereof.

FIG. 5 is a top view thereof; and,

FIG. 6 is a bottom view thereof.

The rear views form no part of the design and are omitted. The broken lines showing the arrows and the light bulb icons are for the purpose of illustrating environmental structure and form no part of the claimed design.

**1 Claim, 4 Drawing Sheets**



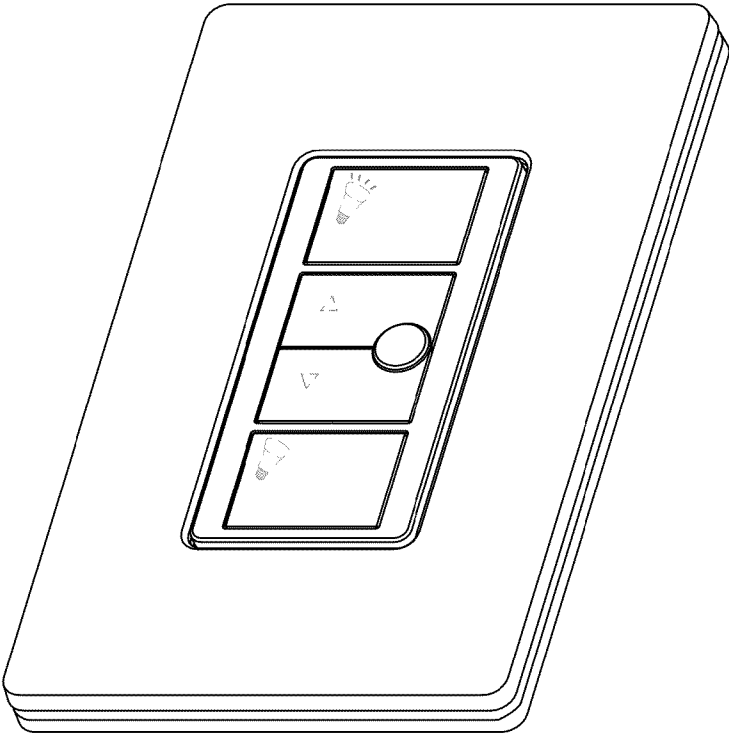


Fig. 1

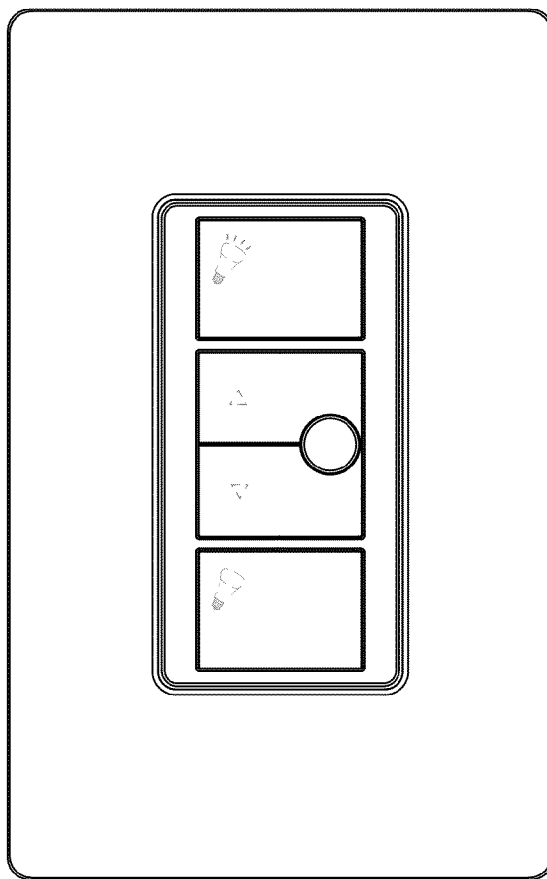


Fig. 2



Fig. 3



Fig. 4




Fig. 5

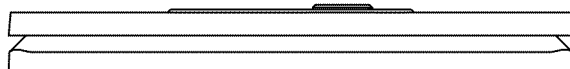


Fig. 6