

No. 671,957.

Patented Apr. 16, 1901.

H. A. HANNUM.
SASH FASTENER.

(Application filed Apr. 20, 1900.)

(No Model.)

Fig. 1.

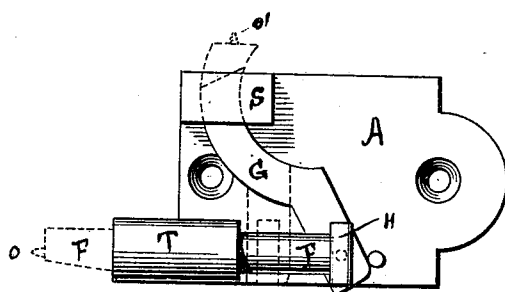
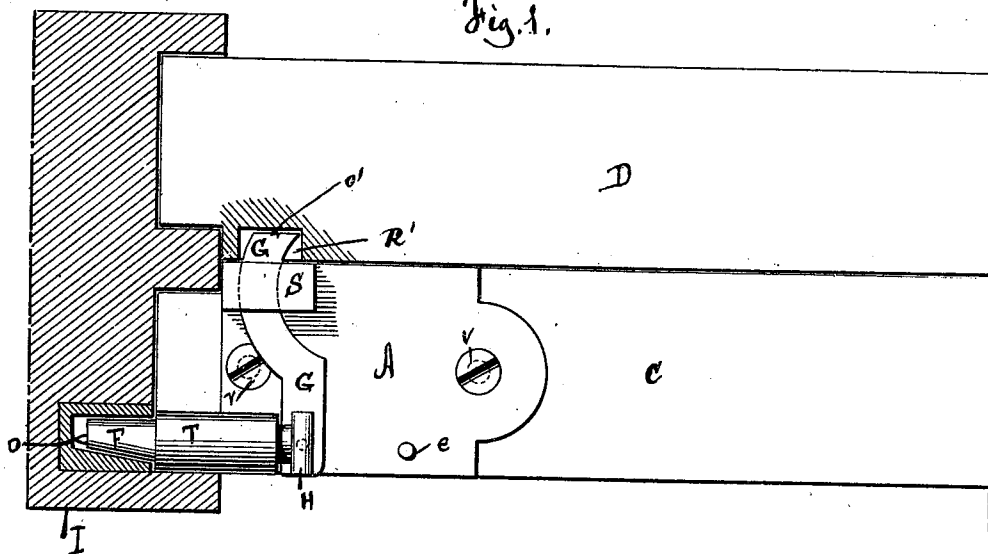
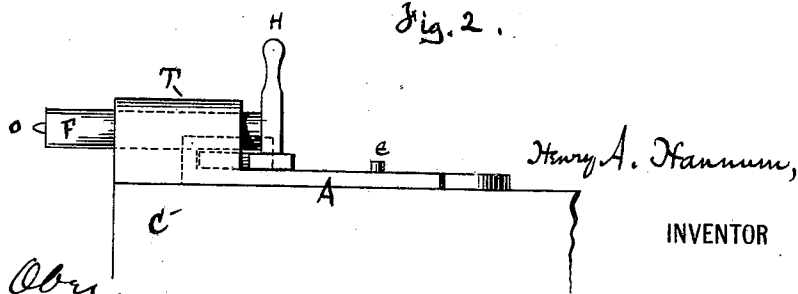


Fig. 3.

Fig. 2.



WITNESSES:

Frank D. Ober
Jas. S. Clayton

INVENTOR

BY

J. S. Clayton

ATTORNEY

UNITED STATES PATENT OFFICE.

HENRY A. HANNUM, OF CAZENOVIA, NEW YORK.

SASH-FASTENER.

SPECIFICATION forming part of Letters Patent No. 671,957, dated April 16, 1901.

Application filed April 20, 1900. Serial No. 13,650. (No model.)

To all whom it may concern:

Be it known that I, HENRY A. HANNUM, a citizen of the United States, and a resident of Cazenovia, in the county of Madison and State of New York, have invented certain new and useful Improvements in Sash-Fasteners, of which the following is a specification.

My invention relates to that class of sash-fasteners in which the two sashes are locked together and also to the window-frame and in which either sash may be held at different heights; and it consists of the novel combination and arrangement of parts hereinafter more specifically described, illustrated in the accompanying drawings, and particularly pointed out in the claim hereunto appended.

In describing the invention in detail reference is had to the accompanying drawings, forming a part of this specification, and in which—

Figure 1 is a plan view showing my device engaged so that the end of one bolt enters a hole in the upper sash and the end of the other bolt enters a hole in the side frame. Fig. 2 is a side view of my device in the engaged position, but not attached to a sash. Fig. 3 is a plan view of my device with the bolts retracted, the dotted lines showing their extended position.

A is a metal plate provided by being cast as a part of it (or otherwise) with a tube T to receive the sliding frame-bolt F, which is operated by its attached handpiece H, which moves it to or from the window-frame I. The outer end of bolt F has a pricking-point *o* to mark the exact place in the edge of the window-frame for the application of the bit or tool to cut the recess R for the bolt. On the other and outer edge of plate A is cast (or otherwise attached) a broad flat staple S, in which plays the curved sash-bolt G. The other end of this bolt G is easily pivoted to the handle end of bolt F, so that the two bolts constitute the compound bolt F G, operated by the common handle H. The outer end of bolt G is also provided with a pricking-point *o'* to mark upon the upper sash where the bolt-hole R' is

to be made or where a lug may be inserted. It will be noticed that the outer part of bolt F is beveled so that when forced into the correspondingly-beveled hole R (or metal casing) in the window-frame the lateral play of the sash will be prevented.

C is the lower and D the upper sash.

I is the window-frame.

e is a stop to check the inward movement of bolt F.

vv are the two screws by which plate A is secured to the top of lower sash C.

Having placed and secured plate A at the proper position on lower sash, the pricking-points *o* and *o'* are respectively forced against the frame I and the sash D. With a suitable tool the bolt-holes R and R' are cut and suitable thimbles inserted, if desired. I may use several of these recesses at suitable intervals, so as to lock the sashes at different heights. A single movement of handle H will engage or disengage the compound bolt F G, and thus lock or unlock the sashes. The function of bolt F is to fasten or lock the lower sash to the window-frame and the function of bolt G is to lock the upper and lower sashes together. By changing from one pair of recesses R R' to a higher or lower pair the elevation of the sashes can be regulated.

I claim as my invention—

As a new article of manufacture, a sash-fastener, consisting of a reciprocating bolt provided with a beveled outer portion, and on its outer end with a pricking-point eccentrically connected thereto for indenting the wood to indicate the location of the bolt-receiving socket in the window-frame, and a bolt disposed at right angles to the reciprocating bolt, pivotally connected thereto and adapted to engage the window-sash.

Signed at New York city, in the county of New York and State of New York, this 9th day of April, A. D. 1900.

HENRY A. HANNUM.

Witnesses:

J. C. CLAYTON,
J. S. CLAYTON.